SYSTEM PERFORMANCE REPORT

JULY'2023

SLDC, OPTCL
BHUBANESWAR – 17

CONTENTS

Sl. No.	DESCRIPTION	PAGE
1	SINGLE LINE SCHEMATIC DIAGRAM OF GRIDCO NETWORK	1
2	SUMMARY REPORT	3
3	GENERATION CAPACITY OF GRIDCO, CENTRAL SECTOR GENERATION & CPPs	4
4	DAILY ENERGY GENERATION, EXCHANGE AND DEMAND	7
5	PERFORMANCE OF GENERATORS & ISGS DRAWAL	7
6	GENERATION SHARING & AVG. DEMAND CURVE	8
7	COMPARISON OF SYSTEM DEMAND WITH PREVIOUS YEAR	9
8	MONTHLY GENERATION OF STATE GENERATORS, IPP& CPP	10
9	DAILY GENERATION SHARING DURING PEAK DEMAND	11
10	RESERVOIR LEVEL OF DIFFERENT HYDRO POWER STATIONS	12
11	VOLTAGE PROFILE (220 kV / 132kV)	15
12	MONTHLY FREQUENCY PROFILE	18
13	FREQUENCY DISTRIBUTION	18
14	MONTHWISE % OF TIMES FREQ. WITHIN STD. BAND (49.50 TO 50.05 Hz)	17
15	MONTHLY FREQ. WITHIN STANDARD BAND & ABOVE (2012-14, 2015 - 16, 2016 - 17)	17
16	LOAD DATA OF GRID SUB STATIONS	19
17	DISTURBANCE (WITHOUT LOSSES)	23
18	DISTURBANCE (WITH LOSSES)	28
19	AUTO TRANSFORMER LOADS	32
20	STATEMENT OF UFR OPERATION	33
21	MAJOR EVENTS	34

SCHEMATIC DIAGRAM OF OPTCL NETWORK (400/220kV)

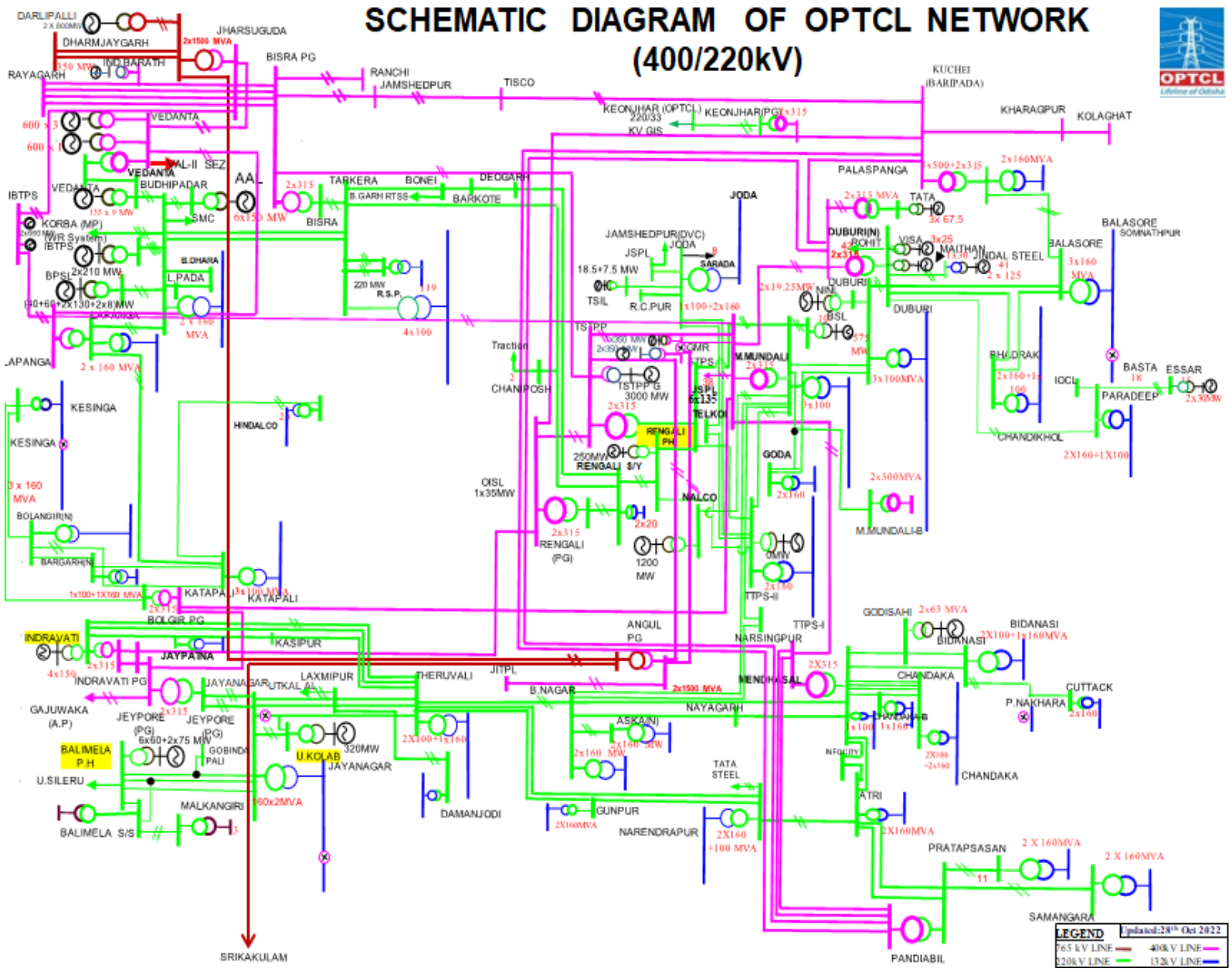

SCHEMATIC DIAGRAM OF OPTCL NETWORK (132kV)

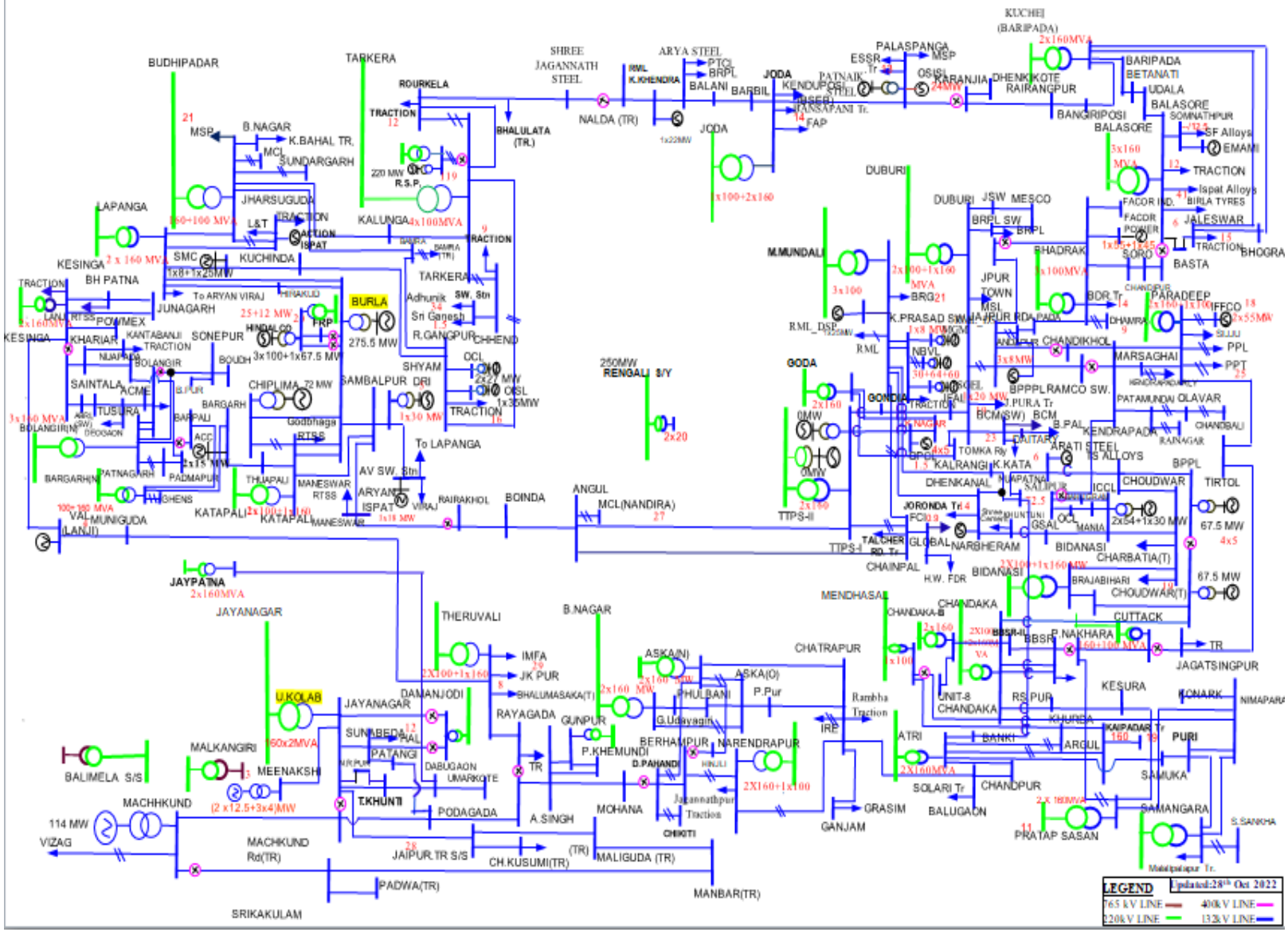

SUMMARY REPORT FOR JULY- 2023

A. Voltage Profile

				Date & Time	Location
220 KV					
	Maxm.	-	244.15 kV	23.07.2023 05:45Hrs	Malkangiri
			>240 KV		Balimela, Laxmipur, Malkangiri
	Minm.	-	207.15 kV	02.07.2023 22:45 Hrs	Cuttack
			< 200 KV		NIL
132 KV	Maxm.	-	144.28 kV	17.07.2023 03:30 Hrs	Narendrapur
			>145 KV		NIL
	Minm.	-	110.62 kV	18.07.2023 21:00 Hrs	Kuchinda
			< 120 KV		Jajpur Town, Kantabanji, Kuchinda, Nuapada, Puri

B. Frequency Profile

			Date & Time
Maxm.	-	50.42 Hz	30.07.23 13:02 Hrs.
Minm.	-	49.59 Hz	03.07.23 19:44 Hrs.
Average	-	50.00 Hz	

% of time the freq. is within 49.9 Hz to 50.05 Hz (IEGC band)	-	75.91%
% of time the freq. is > 50.05 HZ	-	18.98%
% of time the freq. is ≤49.9 HZ	-	5.12%
% of time the freq.is < 48.5 HZ	-	0.00%

C. Demand Profile

Peak System Demand	6084.74 MW	At 24:00 Hrs on 02.07.23
Minimum System Demand	4119.65 MW	At 14:00 Hrs on 25.07.23
Average System Demand	4981.44 MW	

D. Major events

Sl. No	Date	Details of event
1	12/07/2023	At 13:44 hrs, 132/33kV 20MVA Power Transformer No-III was charged at 132/33kV GSS, Barbil.
2	21/07/2023	At 14:14 hrs, 132/33kV 40MVA Power Transformer No-II was charged at 132/33kV GSS, Bhatli.

GENERATION CAPACITY

STATE SECTOR GENERATION **All Figures in MW**

SL.NO.	NAME OF POWER STATION	INSTALLED CAPACITY		FIRM POWER (MW)
1	O.H.P.C.			
	HIRAKUD POWER STATION			
	(a)BURLA	2x49.5 = 99 2x32 = 64 2x43.65 =87.3 1x37.5 = 37.5	287.8	134
	(b)CHIPLIMA	3x24	72	
	BALIMELA POWER HOUSE	6x60 + 2x75	510	135
	RENGALI POWER HOUSE	5x50	250	60
	UPPER KOLAB POWER HOUSE	4x80	320	95
	INDRAVATI POWER HOUSE	4x150	600	224
	MACHHKUND POWER HOUSE (Orissa Share 50%)	3x17 = 51.00 3x23= 69	60	60
	TOTAL HYDRO (A)	**2099.8**		
2	O.P.G.C.			
	IB TPS	2x210 = 420	342.09 (Auxilliary 9.5 %, Avalability 90%)	342.09 (Auxilliary 9.5 %, Avalability 90%)
	IB TPS-Stage-II	2x660 = 1320	833.085 (Share 75%, Auxilliary 6.25 %,	835.312 (Share 75%, Auxilliary 6.25 %, Avalability 90%)
	TOTAL THERMAL (B)	**1740**		

CENTRAL SECTOR GENERATION

SL.NO.	NAME OF POWER STATION	INSTALLED CAPACITY	OPTCL'S SHARE OF INSTALLED CAPACITY 0N REALTIME BASIS.		AUX. CONS.	% AGE AVAILABILITY (excluding UA)
			% age	JULY'2023	%	%
1	CHUKHA (BHUTAN)	4 x 84 = 336 (Considering 270 MW, total availability)	15.19	41.00		85
2	TALA HEP (BHUTAN)	6 x 170 = 1020	4.25	43.40		
3	FARAKKA (WEST BENGAL)*	3 x 200 = 600 2 x 500 = 1000 1 x 500 = 500	- 16.62	- 83.10	7.5	85
4	KAHALGAON (BIHAR)*	4 x 210 = 840	-	-	-	-
		3 x 500 = 1500	2.05	39.30	9	62.11
5	TSTPP, KANIHA (ORISSA)	2 x 500 = 1000	31.8	318.00	7.5	85
		4 x 500 = 2000	10	200.00	7.5	
6	TEESTA HEP (SIKKIM)	3 x 170 = 510	20.59	105.00		85
7	MANGDECHU HEP, BHUTAN	4x180	10.97	78.98		
8	MTPS (Mujafarpur) (BIHAR)	2x195	-	-		
9	DARLIPALI STPS	2X800	58.82	941.18		
		TOTAL ISGS		**1849.96**		

GRAND TOTAL, (A) + (B) + (C) = 5689.76

Firm power for OHPC stations has been computed as per design energy of the stations approved by CEA. Firm availability of State Thermal as per CERC /OERC nerms. ISGS share of power is as per CGS power allocation sheet of CEA as on 01.07.2013.

*** Odisha Share in FSTPS I & II and in KHTPS I surendered (346 MW) by Odisha and reallocated to Gujarat wef 00:00Hrs of 04.09.2021.**

CAPACITY OF IPP, CPP, SMALLL HYDRO & RENEWABLE

Sl.No	POWER STATION	INSTALLED CAPACITY	TOTAL	TYPE	VOLTAGE LEVEL
IPP & SMALL HYDRO					
1	MEENAKSHI POWER LTD.	3 X 4 + 2 X 12.5	37	SMALL HYDRO	132 kV
2	ORISSA POWER CONSORTIUM LTD.	4 X 5	20	SMALL HYDRO	132 kV
3	VEDANTA LTD., JHARSUGUDA(IPP)	1 X 600	600	THERMAL	400kV
4	GMR KAMALANGA ENERGY LTD.	3 X 350	1050	THERMAL	400kV
5	NBVL (MERAMUNDALI)	1 X 60=60	60	THERMAL	132 kV
6	JITPL			THERMAL	400kV
7	BPPPL	3X8=24	24	SMALL HYDRO	132kV
8	SAPTADHARA SHEP	3X6=18	18	SMALL HYDRO	33kV
9	KAKATIYA	1 X 4.5	4.5	SMALL HYDRO	33kV
		TOTAL	**1813.5**		
CPP					
1	AARATI STEEL GHANTIKHAL	1 X 40 + 1 X 50	90	THERMAL	132 kV
2	ACC, BARGARH	1 X 30	30	THERMAL	132 kV
3	ACTION ISPAT & POWER PVT. LTD.	1 X 12 + 1 X 25 + 1 X 43	80	THERMAL	132 kV
4	ARYAN ISPAT & POWER PVT. LTD.	1 X 18	18	THERMAL	132 kV
5	ADITYA ALUMINIUM Ltd	6X 150	900	THERMAL	220 kV
6	BHUBANESWAR POWER PVT. LTD.	2 X 67.5	135	THERMAL	132 kV
7	BHUSAN STEEL LTD.,MERAMUNDALI	1 X 33+1 X 77+ 2 X 150+2 X 165	740	THERMAL	220 kV
8	BHUSAN POWER & STEEL LTD,	1X60 + 1X40 +3X130 + 2 X 8	506	THERMAL	220 kV
9	EMAMI PAPER MILLS.	1 X 15 + 1 X 5	20	THERMAL	132 kV
10	ESSAR POWER LTD	2x30	60	THERMAL	220 kV
11	FACOR POWER	1X 45	45	THERMAL	132 kV
12	HPCL(HINDALCO),(HIRAKUD)	1 X 67.5 + 4 X 100	467.5	THERMAL	132 kV
13	IMFA(CHOUDWAR)	2 X 54 + 1 X 30 + 2 X 60	258	THERMAL	132 kV
14	IFFCO (PARADEEP)	2 X 55	110	THERMAL	132 kV
15	JINDAL STAINLESS LTD., DUBURI	2 X 125 + 1 X 13	263	THERMAL	220 kV
16	JINDAL STEEL & POWER LTD., ANGUL	6 X 135	810	THERMAL	400 kV
17	NINL (DUBURI)	2 X 19.25 + 1 X 24	62.5	THERMAL	220 kV
18	MAHAVIR FERRO ALLOYS PVT. LTD.	1 X 12	12	THERMAL	33 kV
19	MGM MINERALS LTD, DHENKANAL.	1 x 8	8	THERMAL	132 kV
20	MSP METTALLICS LTD.	1 X 25	25	THERMAL	132 kV
21	NALCO(ANGUL)	10 X 120	1200	THERMAL	220 kV
22	NALCO(DAMANJODI)	18.5 X 4	74	THERMAL	132 kV
23	NARBHERAM POWER & STEEL PVT. LTD.	1 X 8	8	THERMAL	132 kV
24	NBVL (MERAMUNDALI)	1 X 30 + 1X 64	94	THERMAL	132 kV
25	OCL INDIA LTD., RAJGANGPUR	2 X 27	54	THERMAL	132 kV
26	OISL, RAJGANGPUR	1 X 35	35	THERMAL	132 kV
27	ORISSA SPONGE IRON & STEEL LTD.	1 X 24	24	THERMAL	132 kV
28	PATTANAIK STEEL, (KEONJHAR)	1 X 15	15	THERMAL	33 kV
29	RATHI STEEL & POWER LTD. (Katapalli)	1 X 20	20	THERMAL	33 kV
30	RSP(ROURKELA)	2 X 60 + 4 X 25	220	THERMAL	220 kV
31	RML, DSP, DHENKANAL	1 X 25	25	THERMAL	33 kV
32	SEVEN STAR STEELS LTD.	1 X 8	8	THERMAL	33 kV
33	SMEL, (PANDOLI, SAMBALPUR)	3 X 30	90	THERMAL	132 kV
34	SMC POWER GENERATION LTD.	1 X 8 + 1 X 25	33	THERMAL	132 kV
35	SREE GANESH	1 X 32	32	THERMAL	132 kV
36	TATA SPONGE IRON (JODA)	1 X 18.5 + 1 X 7.5	26	THERMAL	220 kV
37	TATA POWER & STEEL, (K NAGAR)	2 X 67.5	135	THERMAL	220 kV
38	UTKAL ALUMINA, LAXMIPUR	3x30	90	THERMAL	220 kV
39	VEDANTA LTD.(SEZ),JHARSUGUDA	3 X 600	1800	THERMAL	400 kV
40	VEDANTA (JHARSUGUDA))	9 X 135	1215	THERMAL	220 kV
41	VEDANTA (LANJIGARH)	3 X 30	90	THERMAL	132 kV
42	VISA STEEL LTD., (NEW DUBURI)	3 X 25	75	THERMAL	220 kV
43	YAZDANI STEEL & POWER.	1 X 10	10	THERMAL	33 kV
		TOTAL	**10013**		

RENEWABLE PROJECTS

Sl.No	POWER STATION	INSTALLED CAPACITY	TOTAL	TYPE		CONNECTIVITY VOLTAGE
1	ABACUS HOLDINGS PVT. LTD, SONEPUR	1 MW	1	SOLAR		11 KV
2	AFTAAB SOLAR PVT. LTD. ,BOLANGIR (N)	5 MW	5	SOLAR		33 KV
3	ALEX GREEN ENERGY PVT LTD. PATNAGARH	5 MW	5	SOLAR		33 kV
4	JAY IRON & STEEL, BAMARA	1 MW	1	SOLAR		11 KV
5	J.K. PAPER LTD., THERUVALI	25 MW	25	BIOMASS		132 KV
6	M.G.M. GREEN ENERGY., CHANDPUR	1 MW	1	SOLAR		11 KV
7	MOLISATI VINIMAY PVT. LTD. BARKOTE	1 MW	1	SOLAR		11 KV
8	OCL SOLAR, SALIPUR	2.5 MW	2.5	SOLAR	SELF	132 kV
9	OCL SOLAR, SALIPUR	10 MW	10	SOLAR	SELF	11 kV
10	VIVACITY R.E PVT. LTD , CHANDPUR	1 MW	1	SOLAR		11 KV
11	RAAJRATNA ENERGY PVT. LTD. BOLANGIR (N)	1 MW	1	SOLAR		11 KV
12	S. N. MOHANTY, BARANGA, CHANDAKA	1 MW	1	SOLAR		11 KV
13	SHALIVAHAN GREEN ENERGY LTD.	20 MW	20	BIOMASS		132 KV
14	MAHAVIR FERRO ALLOYS (SOLAR), BANEI	1 MW	1	SOLAR		33 KV
15	MCL, BURLA, KATAPALI	2 MW	2	SOLAR	SELF	11 kV
16	ACME SOLAR, MURSING, BOLANGIR-SAINTALA	25 MW	25	SOLAR		132 kV
17	GEDCOL, MANMUNDA, SONEPUR	20 MW	20	SOLAR		33 kV
18	JYOTI SOLAR SOLUTIONS(P) LTD	10 MW	10	SOLAR		33 kV
19	SADIPALI SOLAR	20 MW	20	SOLAR		33 kV
20	BEL, SAINTALA	7.5 MW	7.5	SOLAR		132 kV
21	DAKSHIN ODISHA URGA PVT. LTD, PADMAPUR	40 MW	40	SOLAR		132 kV
22	VENTO POWER& ENERGY LTD, Dendugoda, KESINGA	2x40 MW	80	SOLAR		132 kV
23	VENTO POWER& ENERGY LTD, Tusara	2x40 MW	80	SOLAR		132 kV
24	VENTO POWER& ENERGY LTD, Tentulikhunti	1x40 MW	40	SOLAR		132 kV
25	IMFA SOLAR, Theruvali	4.5 MW	4.5	SOLAR	SELF	33 kV
26	ADITYA BIRLA RENEWABLES LTD, BOUDH	25 MW	25	SOLAR		
27	ADITYA BIRLA RENEWABLES LTD, BARGARH(N)	25 MW	25	SOLAR		33 kV
28	ADITYA BIRLA RENEWABLES LTD, SAINTALA	25 MW	25	SOLAR		132 kV
		TOTAL	**479.5**			
	GRAND TOTAL (SMALL HYDRO,IPP & CPP)		**17995.76**			

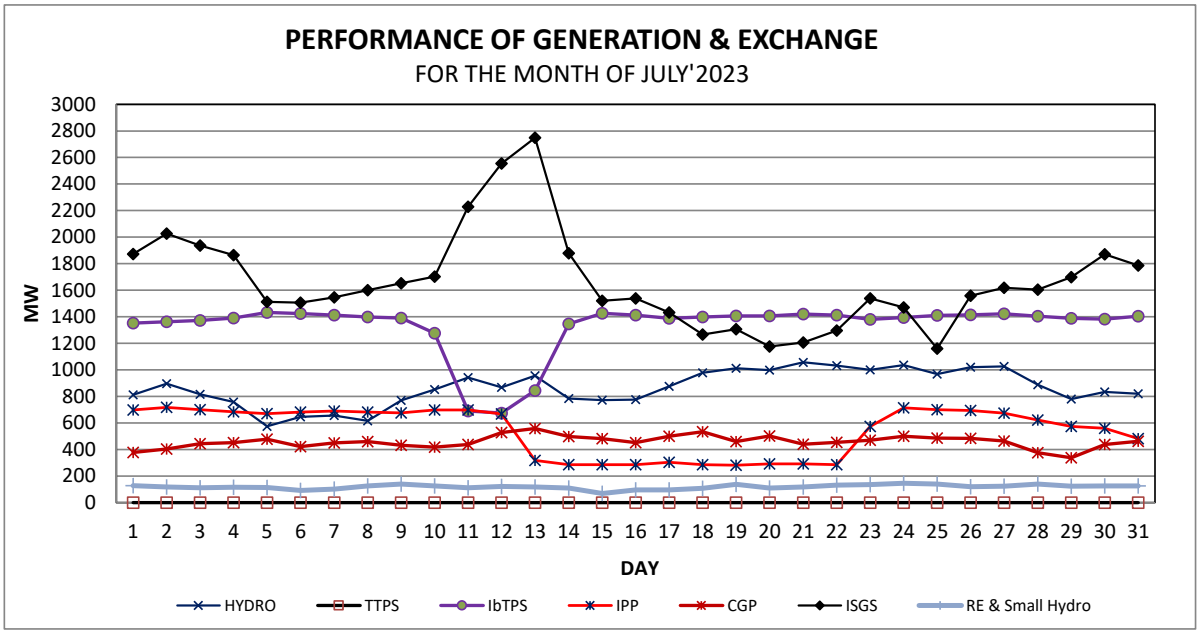
PERFORMANCE OF GENERATION & EXCHANGE
FOR THE MONTH OF JULY'2023
MW
DAY
HYDRO
TTPS
IbTPS
IPP
CGP
ISGS
RE & Small Hydro

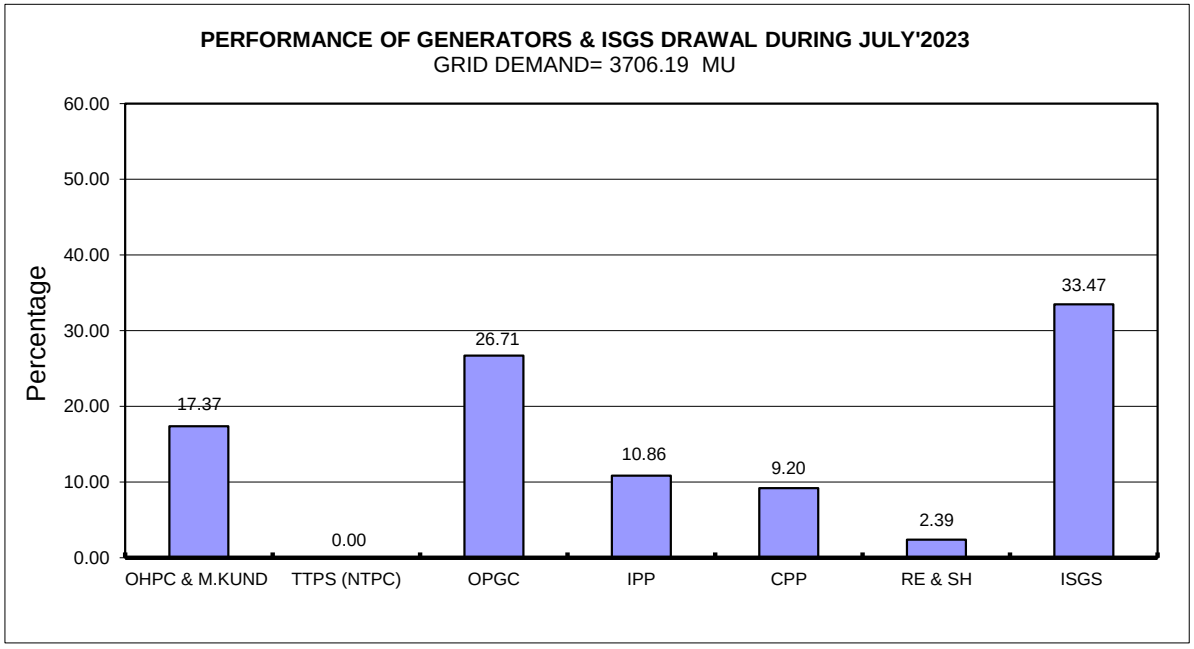
PERFORMANCE OF GENERATORS & ISGS DRAWAL DURING JULY'2023
GRID DEMAND= 3706.19 MU
Percentage
17.37
0.00
26.71
10.86
9.20
2.39
33.47
OHPC & M.KUND
TTPS (NTPC)
OPGC
IPP
CPP
RE & SH
ISGS

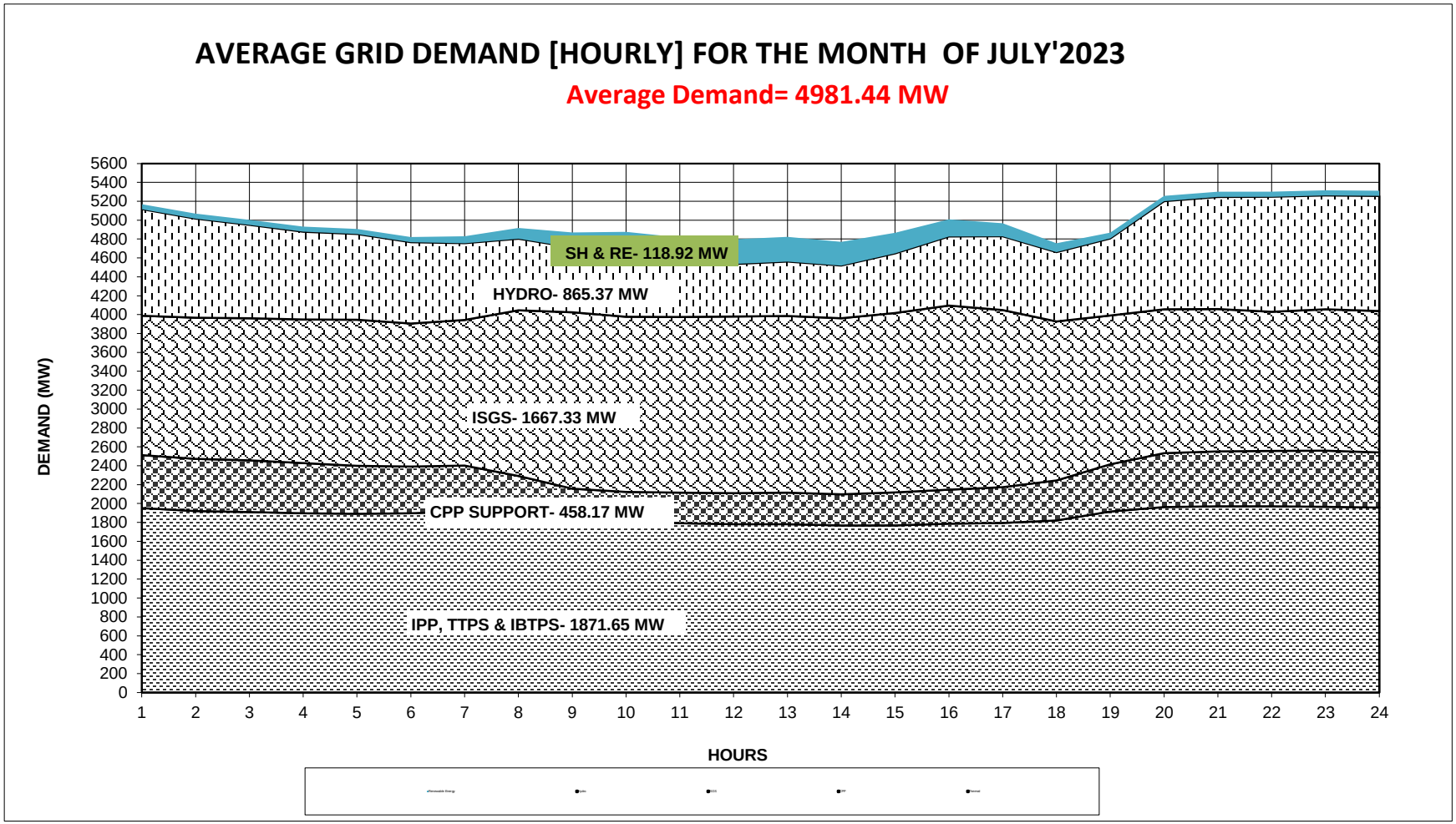
AVERAGE GRID DEMAND [HOURLY] FOR THE MONTH OF JULY'2023
Average Demand= 4981.44 MW
SH & RE- 118.92 MW
HYDRO- 865.37 MW
ISGS- 1667.33 MW
CPP SUPPORT- 458.17 MW
IPP, TTPS & IBTPS- 1871.65 MW
DEMAND (MW)
HOURS

COMPARISION SYSTEM DEMAND WITH PREVIOUS FINANCIAL YEAR

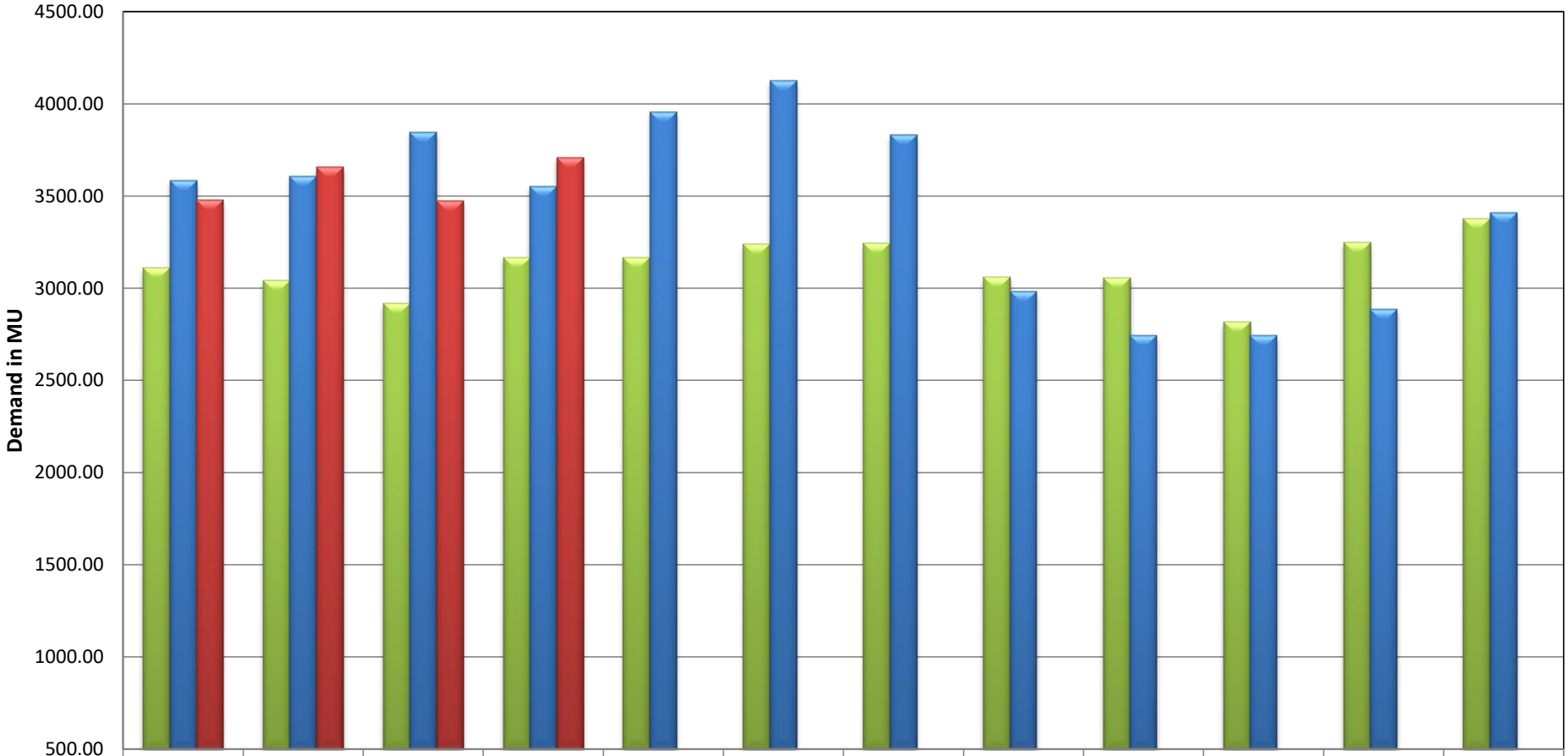

	APR	MAY	JUNE	JULY	AUG	SEPT	OCT	NOV	DEC	JAN	FEB	MAR
2021-22	3109.36	3043.21	2917.04	3165.84	3167.77	3239.050998	3242.92	3061.57	3055.28	2817.25	3247.00	3376.87
2022-23	3582.08	3606.47	3846.34	3550.46	3957.33	4124.96	3830.94	2982.39	2742.14	2744.09	2884.28	3410.51
2023-24	3478.03	3657.54	3473.10	3706.19								

MONTHLY GENERATION & DEMAND REPORT FOR THE STATE OF ODISHA IN THE MONTH OF JULY- 2023

(A)SELF GENERATION

SL No.	Name of Gen. Station	Unit wise generation (MU)									Average MW	Auxiliary MU	Maximum Generation in MW	DATE	Time
		Unit-I	Unit-II	Unit-III	Unit-IV	Unit-V	Unit-VI	Unit-VII	Unit-VIII	Total					
1	Burla	25.427	25.812	17.883	17.933	25.676	26.205	20.629	0.000	159.565	214.469	0.363	251.24	22	20:00
2	Chipilima	15.116	12.667	10.905	-	-	-	-	-	38.688	52.000	0.120	75.00	27	19:00
4	Balimela	18.348	18.305	0.000	0.000	25.692	21.879	12.159	11.542	107.925	145.061	0.650	363.45	22	24:00
5	Rengali	14.851	14.494	13.488	15.521	11.326	-	-	-	69.680	93.656	0.112	185.10	20	08:00
6	Upper Kolab	24.401	5.123	24.238	6.439	-	-	-	-	60.201	80.915	0.260	155.88	21	20:00
7	Upper Indravati	71.213	50.644	55.326	0.000	-	-	-	-	177.182	238.148	2.889	454.82	3	21:00
8	Total Hydro (OHPC)	-	-	-	-	-	-	-	-	**613.241**	824.248				
9	Machhakund (Orissa drawal)	-	-	-	-		-	-	-	34.355	46.176		61.37	29	09:00
10	Total Hydro	-	-	-	-	-	-	-	-	647.596	870.424		1478.01	22	24:00
14	IBTPS-I	116.48	108.622	-	-	-	-	-	-	225.099	302.552	27.254	1457.88	27.00	07:00
15	IBTPS-II			396.313	450.674	-	-	-	-	846.987	1138.423	46.848			
16	Total IBTPS									1072.086	1440.976				
17	IPPs & CGPs Support	-	-	-	-	-	-	-	-	810.681	1089.626				
18	Total Thermal & IPPs & CGP	-	-	-	-	-	-	-	-	1882.767	2530.601		2894.33	5	23:00
19	Injection by Renewable projects	55.361								55.361	74.409				
20	Total self generation	-	-	-	-	-	-	-	-	2585.724	3475.435	78.496	4371.43	25	22:00

Note: 1. All the figures stated above are taken from operational meters. Those figures should not be used for any commercial calculation.

(B) IPPs / CGPs injection :-

SL No.	Name of IPP / CGPs	Injection in (MU)	Average (MW)	Maximum Injection (MW)	DATE	TIME (Hr.)
1	Aarti Steel Ltd, ghantikhal	5.835	7.842	20.00	25	15:00
2	AAL	0.779	1.047			
3	Action Ispat	0.000	0.000			
4	Aryan Ispat,	5.061	6.802			
5	BPPL	83.488	112.215	125.36	30	02:00
6	BPSL, Jharsuguda	4.830	6.492	47.45	5	16:00
7	TSBSL, Meramundali	16.443	22.101	108.57	10	23:00
8	GMR Kamalanga Energy Ltd.(IPP)	209.010	280.927			
9	HINDALCO, Hirakud	3.244	4.361			
10	IFFCO, Paradeep	0.0000	0.000			
11	IMFA , Choudwar	33.849	45.496	64.69	17	14:00
12	JINDAL, New Duburi	2.486	3.341	13.43	7	07:00
13	JSPL, Angul	14.854	19.965	15.54	1	22:00
14	Mahavir Ferro Alloys	0.000	0.000			
15	Maithan Ispat Ltd.	5.069	6.813			
16	Meenakshi Power Ltd. (SH)	21.053	28.297			
17	MSP, Jharsuguda	0.752	1.010			
18	NALCO , Angul	1.296	1.741	36.55	14	22:00
19	Narbheram	0.016	0.022			
20	NBVL , Kharag Prasad	73.478	98.761	115.29	14	18:00
21	NINL , Duburi	0.000	0.000			
22	OCL	0.560	0.753			
23	OPCL, Samal (SH)	7.108	9.553			
24	BPPLT	12.307	16.541			
25	Saptadhara	7.439	9.999			
26	Kakatiya	1.035	1.391			
27	PSAL, Keonjhar	0.000	0.000			
28	RSP , Rourkela	0.218	0.294			
29	Shree Ganesh	0.610	0.820			
30	Shyam Metallics	0.078	0.104			
31	SMC Power	9.975	13.408			
32	TSLPL	10.370	13.938			
33	Vedanta Ltd. (IPP-Unit-2)	171.081	229.948			
34	Vedanta, Jharsuguda	107.227	144.122			
35	Vedanta, Lanjigarh	0.253	0.340			
36	VISA Steel, New-Duburi	0.878	1.179	17.65	4	23:00
37	Yazdani Steel & Power Ltd., J.J Rd	0.000	0.000			
38	Vedanta Ltd. (3*600)	0.000	0.000			
	Total support from CPPs	**810.681**	**1089.626**			

(C)EXCHANGE OF ENERGY WITH CENTRAL SECTOR

Name of the Tie line	Net MU	Avg MW	Maximum Import (MW)	DATE	TIME	Maximum Export (MW)	DATE	TIME
132KV JODA-KENDUPOSI	-15.20	-20.43	0.00	3	11:00	-27.55	3	21:00
132KV KALABADIA-BANGIRIPOSI	33.46	44.98	66.86	2	23:00	9.25	4	14:00
132KV KALABADIA-BARIPADA	-0.80	-1.08	0.00	9	18:00	-1.64	4	15:00
132 KV BHOGRAI-KUCHEI	13.98	18.80	26.75	19	13:00	0.00	1	20:00
132 KV JALESWAR-KUCHEI	20.07	26.98	44.77	1	23:00	0.00	19	10:00
220KV JODA-JAMSHEDPUR	5.11	6.87	84.27	13	09:00	-52.12	25	23:00
220KV JODA-RAMCHANDRAPUR	66.90	89.92	170.34	13	08:00	34.31	20	15:00
220KV RENGALI SY- RENGALI P.G-I	34.90	46.91	90.90	30	20:00	-7.01	25	13:00
220KV RENGALI SY- RENGALI P.G-II	36.98	49.71	94.29	30	20:00	-7.14	25	13:00
220KV JAYANAGAR JEYPORE PG-I	-5.91	-7.95	61.99	29	23:00	-68.84	1	23:00
220KV JAYANAGAR JEYPORE PG-II	-3.11	-4.18	112.41	25	11:00	-75.29	1	23:00
220KV RENGALI P.H-KANIHA	-38.66	-51.96	0.52	23	24:00	-155.18	25	13:00
220KV TTPS-KANIHA	100.33	134.85	190.54	25	14:00	-0.20	11	19:00
220KV MERAMUNDALI-KANIHA-I	76.87	103.32	155.88	11	18:00	44.76	15	13:00
220KV MERAMUNDALI-KANIHA-II	0.00	0.00	0.11	26	09:00	0.00	1	01:00
220KV TARAKARA-BISRA-I & II	133.16	178.98	328.27	13	18:00	29.21	29	24:00
220 KV KALABADIA-BALASORE-I&II	163.26	219.43	297.03	2	03:00	126.80	31	16:00
220KV KATAPALI- BOLANGIR(PG)	0.00	0.00	0.00	1	01:00	0.00	1	01:00
220KV SADEIPALI - BOLANGIR(PG)	128.70	172.98	276.17	25	23:00	44.76	5	13:00
220KV BUDHIPADAR-KORBA-I	-66.57	-89.47	0.00	5	11:00	-189.66	27	19:00
220KV BUDHIPADAR-KORBA-II	7.49	10.07	72.97	23	15:00	-189.66	27	19:00
220KV BUDHIPADAR-KORBA-III	9.20	12.37	91.47	31	13:00	-72.99	13	18:00
220KV ATRI- PANDIVIL	133.64	179.62	293.04	4	15:00	-68.37	13	18:00
220KVSAMANGHARA- PANDIVIL	0.00	0.00	0.00	29	11:00	52.05	26	04:00
220KV KEONJHAR GR-KEONJHAR PG-I	4.94	6.64	9.65	2	23:00	3.94	2	23:00
220KV KEONJHAR GR-KEONJHAR PG-II	4.93	6.63	9.60	2	23:00	3.92	2	23:00
400KV INDRAVATI P.H-P.G	-6.78	-9.11	151.75	15	18:00	-211.35	25	14:00
400KV MERAMUNDALI-KANIHA	461.23	619.93	1024.05	24	24:00	-121.99	15	12:00
400KV MERAMUNDALI-ANGUL-I&II	0.00	0.00	0.00	1	01:00	0.00	1	01:00
400KV MENDHASAL - PANDIABIL-I &II	-101.61	-136.57	10.01	15	08:00	-244.86	20	24:00
400KV DUBURI - PANDIABIL	-65.77	-88.40	0.00	1	14:00	-122.43	15	15:00
400KV DUBURI - BARIPADA	49.18	66.10	306.69	13	08:00	-100.59	20	24:00
400KV VEDANTA-JHARSUGUDA Ckt-I	67.63	90.90	395.48	13	15:00	-105.50	7	07:00
400KV VEDANTA-JHARSUGUDA Ckt-II	67.50	90.72	395.92	13	15:00	-104.77	7	07:00
400KV_OPGC-JHARS_PG - I	-56.56	-76.02	208.25	13	02:00	-224.81	7	07:00
400KV_OPGC-JHARS_PG - II	-56.11	-75.41	207.85	13	02:00	-223.92	7	07:00
220KV JAYANAGAR JEYPORE PG-III & IV	-49.95	-67.14	174.73	12	14:00	-197.58	20	23:00
220KV KESINGA- BOLANGIR_PG	4.68	6.29	15.19	5	14:00	-1.68	20	20:00
220KV PRATAPSASAN-PANDIAVIL CKT-I	44.16	59.35	97.06	1	24:00	19.65	31	19:00
220KV PRATAPSASAN-PANDIAVIL CKTII	44.60	59.95	97.70	1	24:00	19.44	31	19:00
Net ISGS	**1245.88**	**1674.57**	**3220.09**	**13**	**15:00**	**822.97**	**25.00**	**24:00**

ABSTRACT OF SYSTEM DEMAND

Particulars	Energy MU	Average MW	Peak MW	DATE	TIME
Total gross generation(Including CPP+IPP)	2585.724	3475.435	4371.43	25	22:00
Power Station Auxiliary consumption	78.496	105.506			
Total net generation(Including CPP+IPP)	2507.228	3369.930	4357.43	25	22:00
Net ISGS	1245.882	1674.572	3220.09	13	15:00
System Demand	3753.109	5044.502	6084.74	2	24:00
Trading					
Average of Peak Demand (MW)		**5435.416**			
Average of Minimum Demand (MW)		**4558.976**			

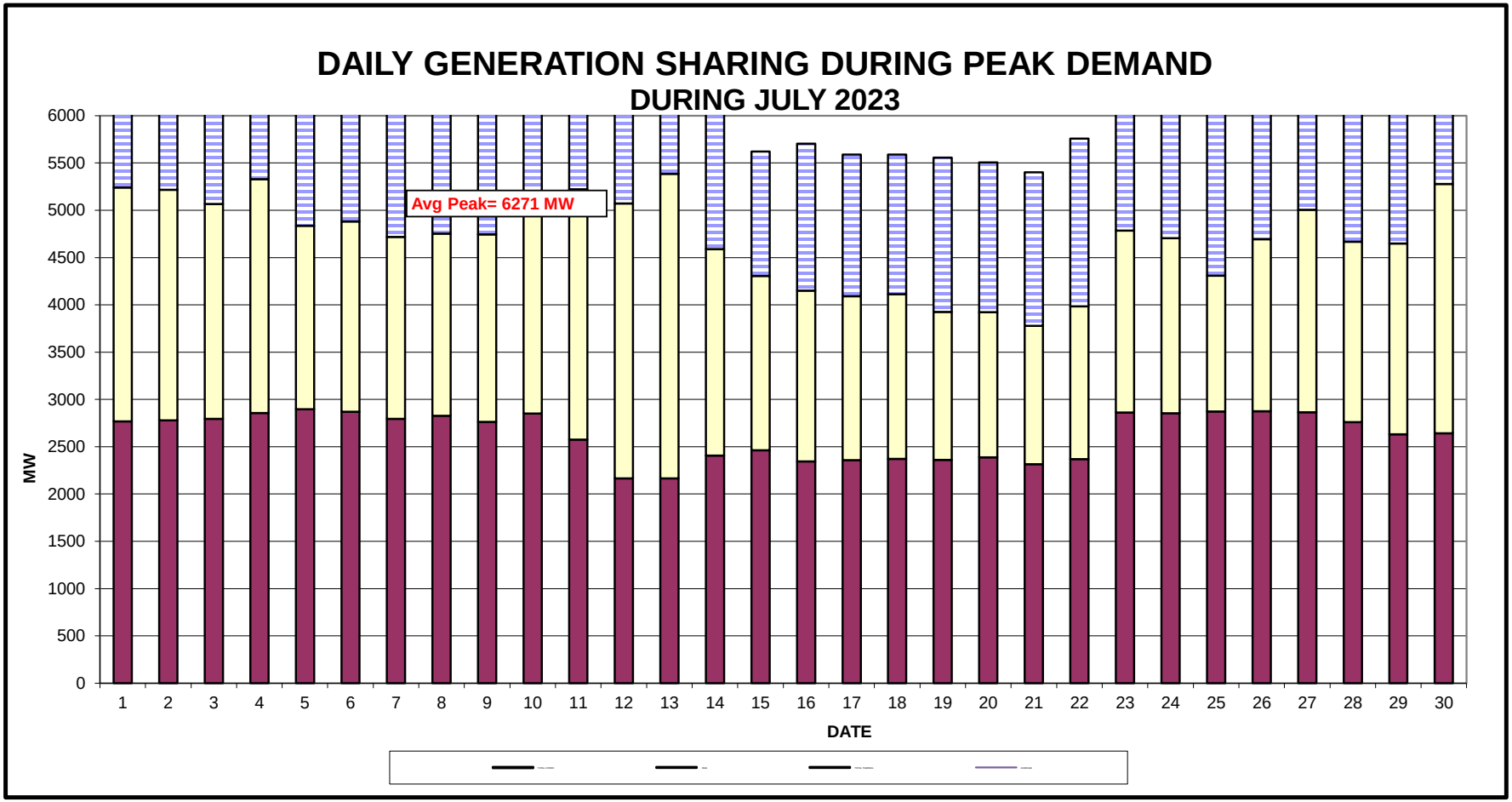
DAILY GENERATION SHARING DURING PEAK DEMAND
DURING JULY 2023
Avg Peak= 6271 MW
MW
DATE
6000
5500
5000
4500
4000
3500
3000
2500
2000
1500
1000
500
0
1 2 3 4 5 6 7 8 9 10 11 12 13 14 15 16 17 18 19 20 21 22 23 24 25 26 27 28 29 30

JOLAPUT RESERVOIR LEVEL

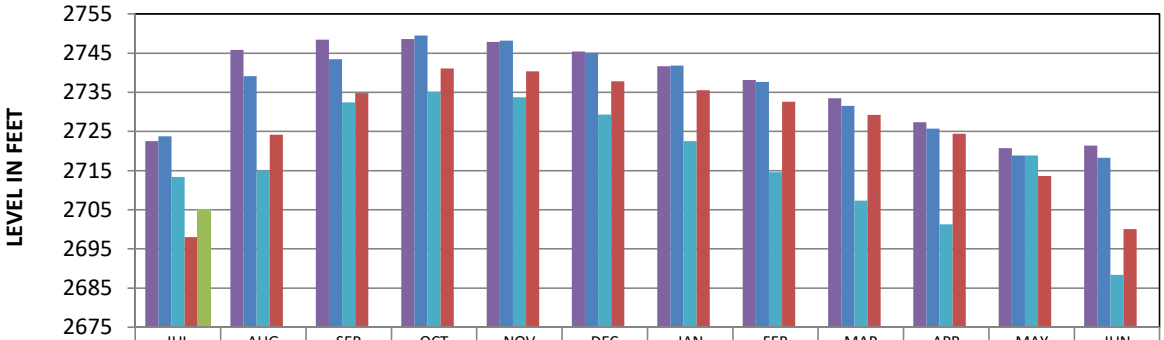

	JUL	AUG	SEP	OCT	NOV	DEC	JAN	FEB	MAR	APR	MAY	JUN
2019-20	2722.50	2745.85	2748.40	2748.60	2747.90	2745.40	2741.65	2738.15	2733.50	2727.35	2720.75	2721.40
2020-21	2723.75	2739.15	2743.45	2749.50	2748.20	2745.10	2741.85	2737.65	2731.55	2725.70	2718.85	2718.30
2021-22	2713.40	2715.05	2732.40	2735.00	2733.70	2729.35	2722.50	2714.60	2707.35	2701.30	2718.85	2688.40
2022-23	2698.00	2724.15	2734.80	2741.10	2740.35	2737.80	2735.55	2732.55	2729.25	2724.45	2713.60	2700.05
2023-24	2705.20											

MONTH (End)

BALIMELA RESERVOIR LEVEL

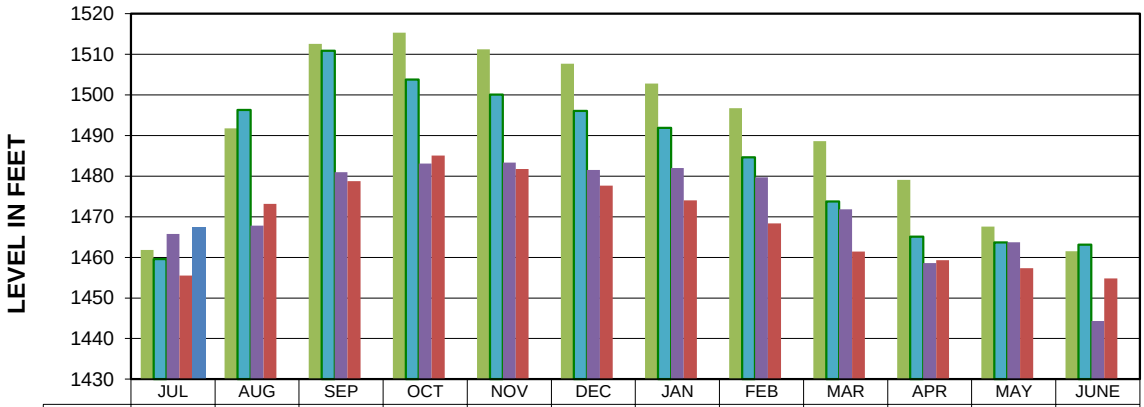

	JUL	AUG	SEP	OCT	NOV	DEC	JAN	FEB	MAR	APR	MAY	JUNE
2019-20	1461.80	1491.80	1512.60	1515.30	1511.20	1507.70	1502.80	1496.70	1488.60	1479.10	1467.60	1461.50
2020-21	1459.60	1496.30	1510.90	1503.80	1500.10	1496.10	1491.90	1484.60	1473.80	1465.10	1463.70	1463.10
2021-22	1465.80	1467.80	1481.00	1483.10	1483.30	1481.50	1482.00	1479.70	1471.80	1458.60	1463.70	1444.30
2022-23	1455.50	1473.20	1478.80	1485.10	1481.80	1477.70	1474.00	1468.40	1461.40	1459.30	1457.30	1454.80
2023-24	1467.40											

MONTH (End)

RENGALI RESERVOIR LEVEL

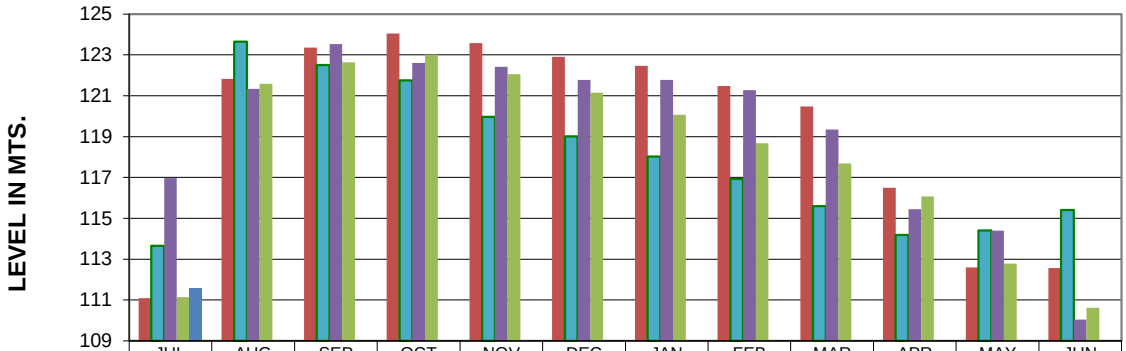

	JUL	AUG	SEP	OCT	NOV	DEC	JAN	FEB	MAR	APR	MAY	JUN
2019-20	111.09	121.82	123.35	124.05	123.58	122.90	122.47	121.47	120.48	116.49	112.60	112.56
2020-21	113.66	123.64	122.50	121.75	119.96	119.01	118.02	116.93	115.60	114.18	114.40	115.40
2021-22	116.97	121.34	123.53	122.61	122.42	121.78	121.78	121.28	119.35	115.45	114.40	110.04
2022-23	111.14	121.59	122.64	123.01	122.06	121.15	120.07	118.67	117.69	116.08	112.78	110.62
2023-24	111.56											

MONTH (End)

HIRAKUD RESERVOIR LEVEL

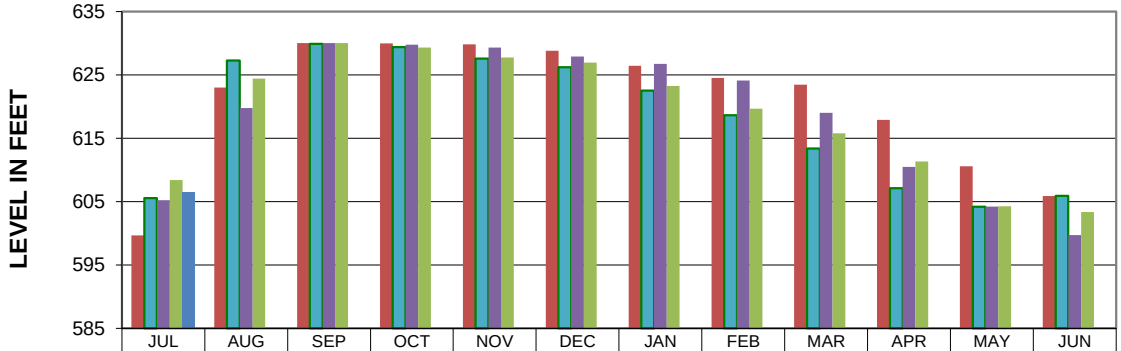

	JUL	AUG	SEP	OCT	NOV	DEC	JAN	FEB	MAR	APR	MAY	JUN
2019-20	599.69	623.00	630.00	629.97	629.81	628.79	626.45	624.50	623.43	617.91	610.60	605.89
2020-21	605.58	627.29	629.89	629.37	627.58	626.23	622.52	618.65	613.37	607.15	604.21	605.91
2021-22	605.23	619.79	630.00	629.75	629.29	627.89	626.75	624.12	619.02	610.47	604.21	599.73
2022-23	608.43	624.39	630.00	629.31	627.73	626.95	623.25	619.65	615.77	611.33	604.29	603.35
2023-24	606.62											

MONTH (End)

U.KOLAB RESERVOIR LEVEL

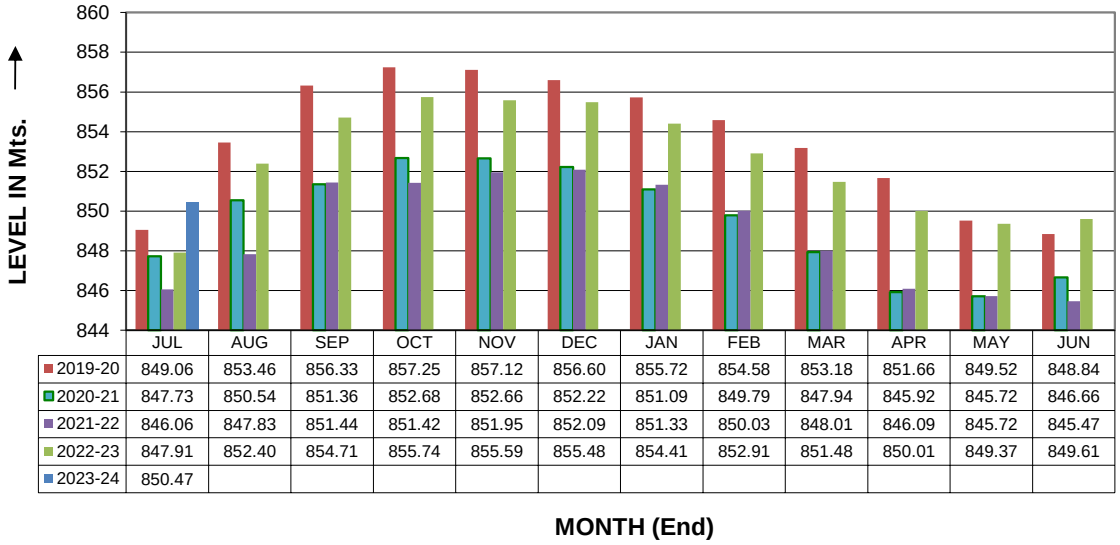

	JUL	AUG	SEP	OCT	NOV	DEC	JAN	FEB	MAR	APR	MAY	JUN
2019-20	849.06	853.46	856.33	857.25	857.12	856.60	855.72	854.58	853.18	851.66	849.52	848.84
2020-21	847.73	850.54	851.36	852.68	852.66	852.22	851.09	849.79	847.94	845.92	845.72	846.66
2021-22	846.06	847.83	851.44	851.42	851.95	852.09	851.33	850.03	848.01	846.09	845.72	845.47
2022-23	847.91	852.40	854.71	855.74	855.59	855.48	854.41	852.91	851.48	850.01	849.37	849.61
2023-24	850.47											

INDRAVATI RESERVOIR LEVEL

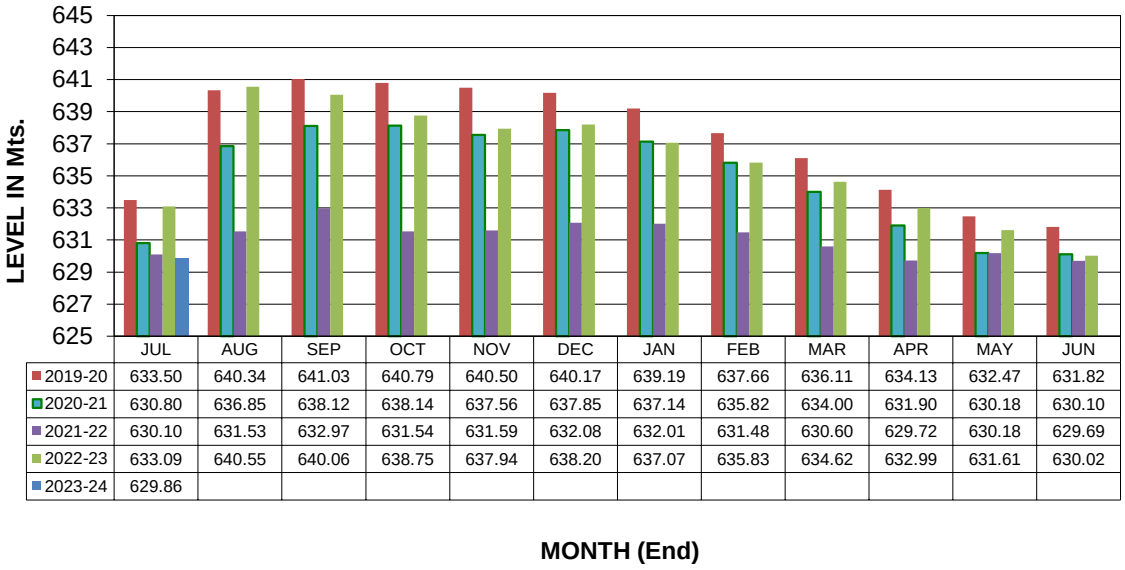

	JUL	AUG	SEP	OCT	NOV	DEC	JAN	FEB	MAR	APR	MAY	JUN
2019-20	633.50	640.34	641.03	640.79	640.50	640.17	639.19	637.66	636.11	634.13	632.47	631.82
2020-21	630.80	636.85	638.12	638.14	637.56	637.85	637.14	635.82	634.00	631.90	630.18	630.10
2021-22	630.10	631.53	632.97	631.54	631.59	632.08	632.01	631.48	630.60	629.72	630.18	629.69
2022-23	633.09	640.55	640.06	638.75	637.94	638.20	637.07	635.83	634.62	632.99	631.61	630.02
2023-24	629.86											

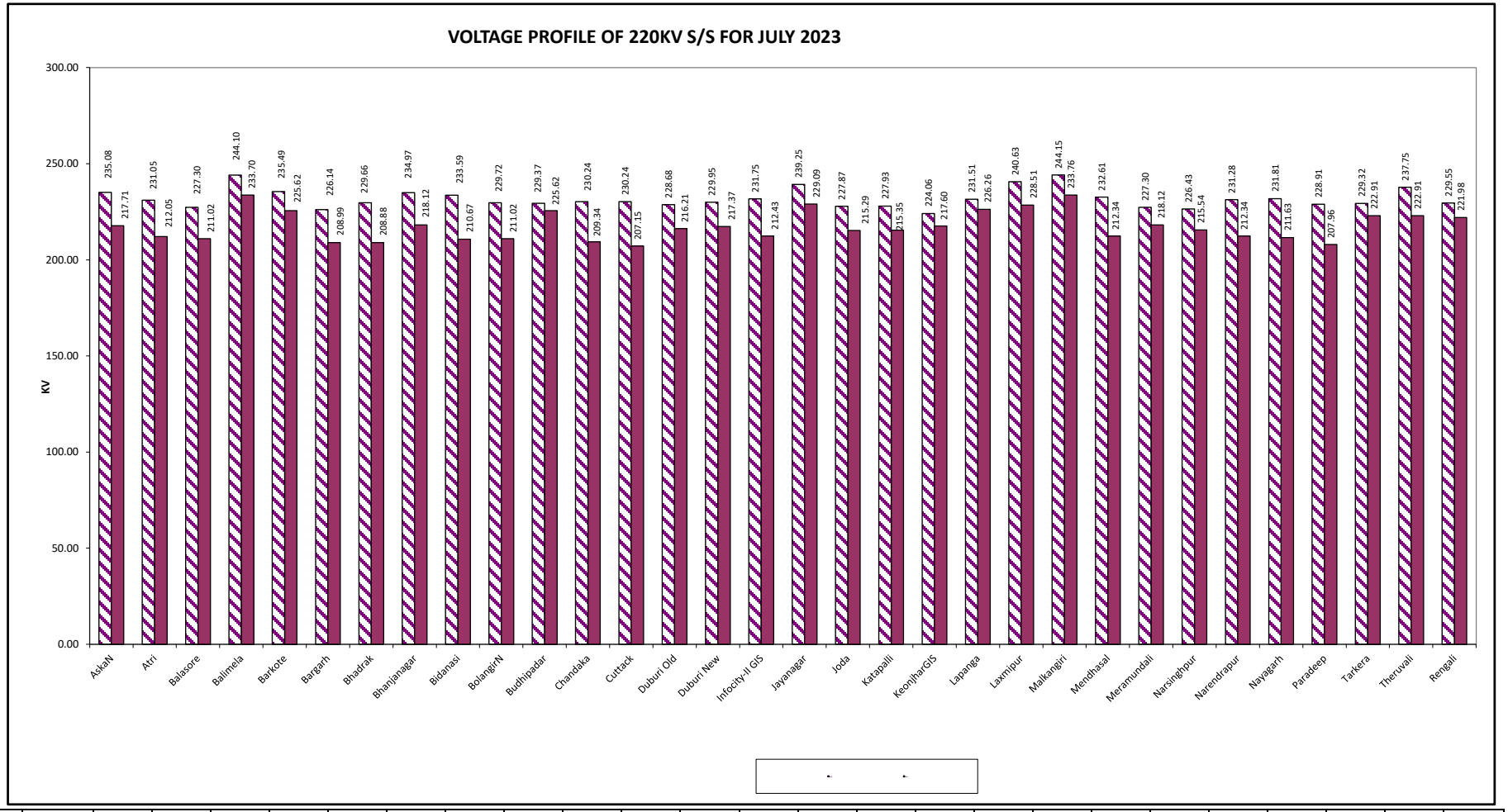

STATION	ATRI		BALASORE		BARKOTE		BARGARH(N)		BHADRAK		BHANJNAGAR		BIDANASI		BOLANGIR		BUDHIPADAR		CHANDAKA		CUTTACK		DUBURI		DUBURI (N)		JAYANAGAR		JODA		KATAPALI		LAPANGA		LAXMIPUR		MENDHASAL		MERAMUNDAL		NARENDRAPUR		NAYAGARH		PARADEEP		TARKERA		THERUVALI	
	DAY	Hrs.	DAY	Hrs.	DAY	Hrs.	DAY	Hrs.	DAY	Hrs.	DAY	Hrs.	DAY	Hrs.	DAY	Hrs.	DAY	Hrs.	DAY	Hrs.	DAY	Hrs.	DAY	Hrs.	DAY	Hrs.	DAY	Hrs.	DAY	Hrs.	DAY	Hrs.	DAY	Hrs.	DAY	Hrs.	DAY	Hrs.	DAY	Hrs.	DAY	Hrs.	DAY	Hrs.	DAY	Hrs.	DAY	Hrs.	DAY	Hrs.
MAXM.	#REF!	0:00	#REF!	0:00	45138	0:00	45138	5:45	45138	18:15	45130	3:45	45115	0:00	45136	5:45	45138	0:00	45130	13:15	45138	5:00	45125	0:00	45126	0:00	45138	14:00	45138	14:00	45122	0:00	45122	3:30	45138	4:30	45130	4:30	45130	18:15	45130	3:45	45115	5:45	45126	5:45	45130	0:00	45130	14:00
MINM.	#REF!	22:45	#REF!	22:45	45109	22:30	45109	15:30	45110	20:45	45110	16:15	45133	22:45	45112	22:45	45111	22:45	45109	16:15	45109	15:30	45112	22:45	45112	22:45	45109	22:45	45109	22:45	45111	22:45	45111	22:30	45109	20:15	45132	20:15	45136	22:45	45136	18:00	45126	19:45	45134	8:45	45132	22:30	45110	23:15

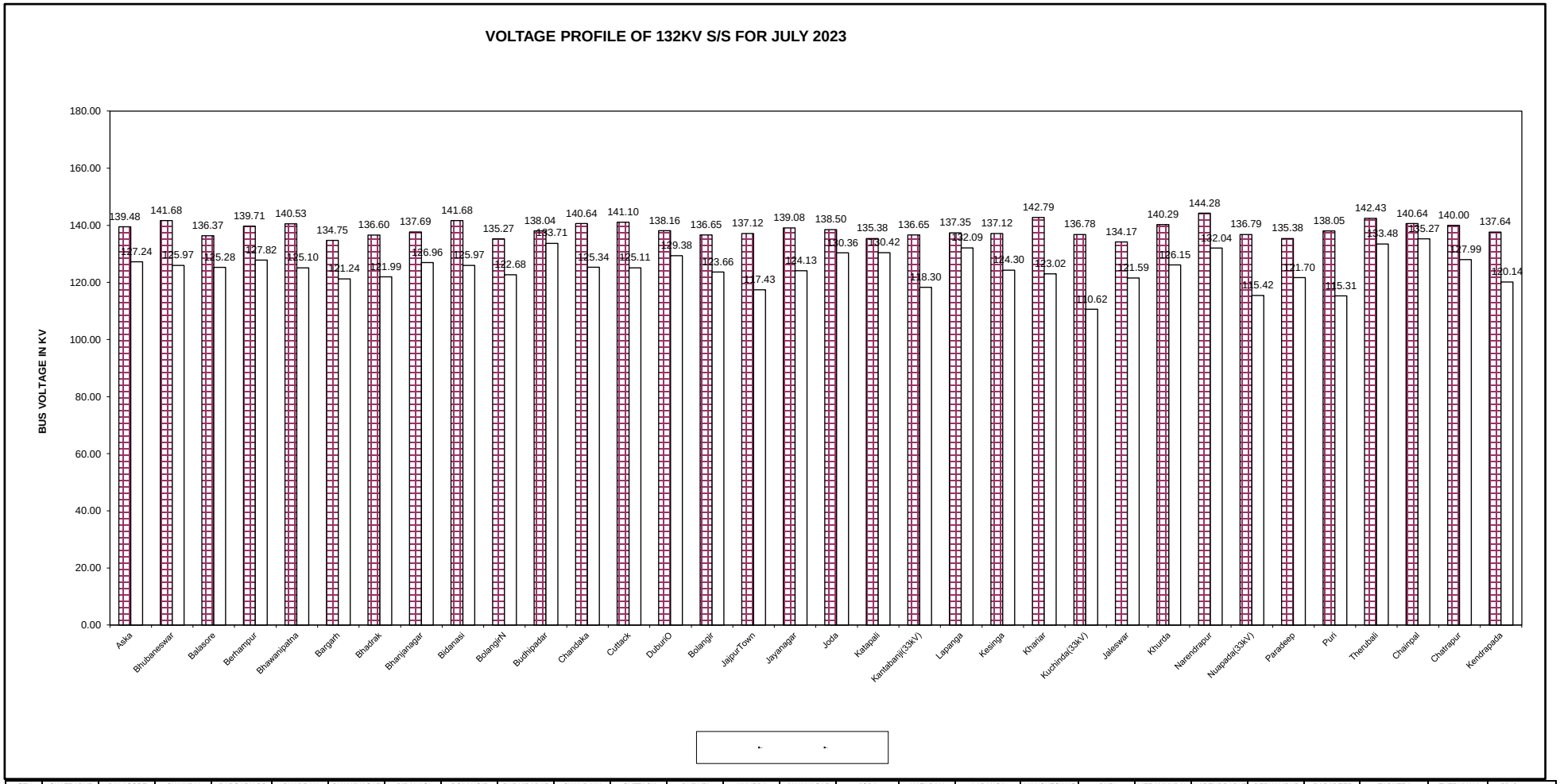

STN	CHATRAPUR		BALASORE		CHAINPAL		BARGARH (N)		BHADRAK		BHANJNAGAR		BIDANASI		BOLANGIR		BUDHIPADAR		CHANDAKA		CUTTACK		DUBURI		KHURDA		JAYANAGAR		JODA		KATAPALI		LAPANGA		MANCHESWAR		PURI		MERAMUNDALI		NARENDRAPUR		BERHAMPUR		PARADEEP		TARKERA		THERUVALI		Bhubaneswar	
	DAY	Hrs.	DAY	Hrs.	DAY	Hrs.	DAY	Hrs.	DAY	Hrs.	DAY	Hrs.	DAY	Hrs.	DAY	Hrs.	DAY	Hrs.	DAY	Hrs.	DAY	Hrs.	DAY	Hrs.	DAY	Hrs.	DAY	Hrs.	DAY	Hrs.	DAY	Hrs.	DAY	Hrs.	DAY	Hrs.	DAY	Hrs.	DAY	Hrs.	DAY	Hrs.	DAY	Hrs.	DAY	Hrs.	DAY	Hrs.	DAY	Hrs.	DAY	Hrs.
MAX	45124	2:45	45138	0:00	45138	0:00	45124	3:30	45125	13:00	45124	2:30	45138	0:00	45138	0:00	45138	0:00	45136	4:30	45136	20:45	45138	0:00	45138	0:00	45138	0:00	45125	1:30	45138	0:00	45111	19:15	45137	14:15	45126	2:45	45125	13:15	45137	4:00	45125	13:00	####	13:15	45125	22:15	45138	0:00	45138	0:00
MIN	45111	15:30	45109	22:45	45110	22:30	45109	22:45	45112	15:30	45112	16:15	45111	22:45	45109	22:45	45109	22:45	45112	16:15	45112	15:30	45109	22:45	45109	22:45	45111	22:45	45112	16:15	45109	22:45	45108	12:00	45120	7:45	45112	15:30	45112	16:15	45136	19:15	45112	16:15	####	16:15	45125	21:00	45108	22:30	45109	22:45

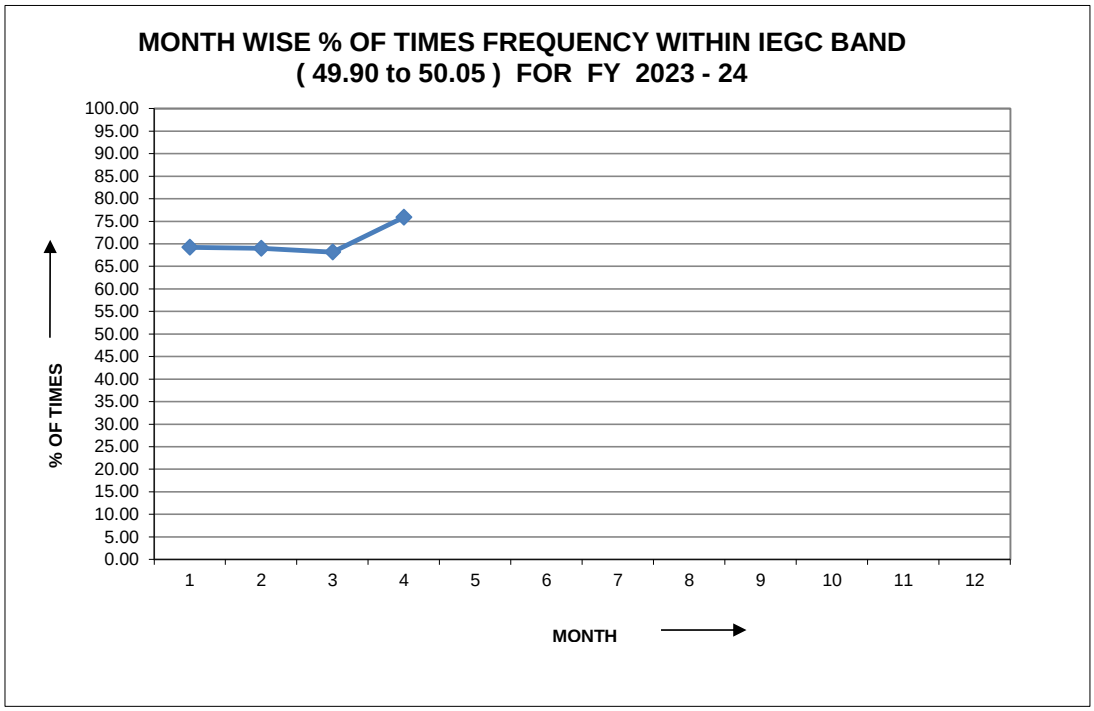

FREQUENCY WITHIN THE STANDARD BAND & ABOVE .

(FROM 2021-2022 TO 2023- 2024)

YEAR	FREQUENCY	APRIL	MAY	JUNE	JULY	AUG.	SEPT.	OCT.	NOV.	DEC.	JAN.	FEB.	MARCH	ANNUAL
2021- 2022	Average in Hz	49.99	50.00	50.00	50.00	49.99	50.00	49.99	50.00	49.97	50.00	50.00	49.96	49.99
	% of time (49.9 to 50.05 Hz)	75.39	75.07	75.03	75.64	77.28	77.53	74.77	74.44	73.84	76.8	77.98	72.63	75.53
	% of time (above 50.05 Hz)	16.63	18.39	18.96	18.98	15.12	18.37	14.29	17.50	18.91	16.83	15.57	9.60	16.60
2022- 2023	Average in Hz	49.93	49.99	49.98	50.00	49.99	49.99	50.00	49.99	50.00	49.99	49.99	50.00	49.99
	% of time (49.9 to 50.05 Hz)	60.42	72.79	73.99	74.08	78.08	83.03	78.80	77.07	57.92	59.61	65.45	66.47	70.64
	% of time (above 50.05 Hz)	8.02	14.97	12.64	17.23	13.24	10.86	15.83	15.10	28.92	26.70	23.37	23.85	17.56
2023- 2024	Average in Hz	49.99	49.99	50.00	50.00									
	% of time (49.9 to 50.05 Hz)	69.23	69.00	68.18	75.91									
	% of time (above 50.05 Hz)	20.14	20.75	24.85	18.98									

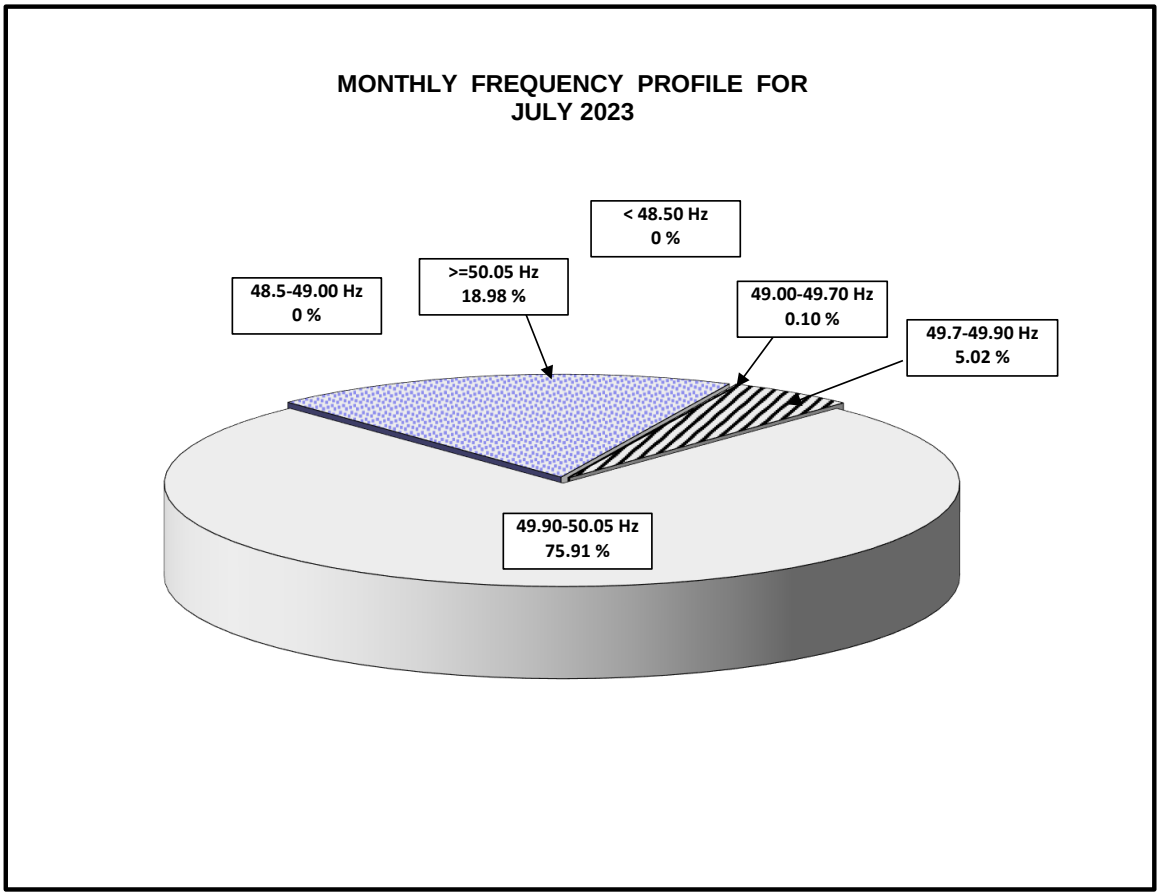

FREQUENCY DISTRIBUTION FOR THE MONTH OF JULY - 2023 IN MINUTES

(No of minutes during the month frequency remained)

Frequency/Day	1	2	3	4	5	6	7	8	9	10	11	12	13	14	15
<48.5	0	0	0	0	0	0	0	0	0	0	0	0	0	0	0
48.5-49.00	0	0	0	0	0	0	0	0	0	0	0	0	0	0	0
49.00-49.7	0	18	16	0	0	0	0	0	0	1	0	0	0	0	0
49.7-49.9	142	170	154	45	76	83	86	81	67	112	66	114	73	24	58
49.9-50.05	1048	1039	1047	1057	980	995	1064	1024	1169	925	1090	1071	1042	1047	1125
>50.05	250	213	223	338	384	362	290	335	204	402	284	255	325	369	257
>=50.1Hz	41	50	29	85	119	110	60	79	42	107	54	66	38	125	67
	1440	1440	1440	1440	1440	1440	1440	1440	1440	1440	1440	1440	1440	1440	1440

Frequency/Day	16	17	18	19	20	21	22	23	24	25	26	27	28	29	30	31	Total
<48.50	0	0	0	0	0	0	0	0	0	0	0	0	0	0	0	0	0
48.5-49.00	0	0	0	0	0	0	0	0	0	0	0	0	0	0	0	0	0
49.00-49.70	0	0	0	0	0	0	0	0	0	8	0	0	0	0	0	0	1
49.7-49.90	50	58	90	61	50	101	58	56	50	80	26	31	10	48	42	79	37
49.9-50.05	1227	1167	1157	1164	1157	1208	1130	1114	1157	1146	1059	1142	1211	1100	979	1044	565
>50.05	163	215	193	215	233	131	252	270	233	206	355	267	219	292	419	317	141
>=50.10Hz	11	25	20	27	31	20	31	56	57	23	93	39	55	166	238	44	33
	1440	1440	1440	1440	1440	1440	1440	1440	1440	1440	1440	1440	1440	1440	1440		**744**

ENERGY DRAWAL OF TPCODL CONTROL AREA GRID SUBSTATIONS FOR THE MONTH OF JULY' 2023								
Sl.No	Name of Sub Station	Name of Feeder	Installed Capacity	SMD	Average Drawal	MAX DEMAND		
			MVA	MW	MW	MW	Date	Time
1	Angul	MCL Feeder-1&2	132 kV	32.040	23.202	33.360	2nd Jul 2023	16:00
		Angul	2x40+1x20=100	45.898	29.537	48.260	4th Jul 2023	22:30
2	Angul PG	PGCIL Stn. Tertiary		0.025	0.025	0.025	1st Jul 2023	0:00
3	Arati Steel	Arati Steel	132 kV	3.040	0.745	10.840	30th Jul 2023	9:00
4	Argul	Argul	2x40+1x20=100	21.440	16.012	28.080	19th Jul 2023	11:30
5	Badagada	Badagada	2x63=126	56.188	34.660	60.269	6th Jul 2023	23:00
6	Balugaon	SOLARI Traction	132kV	3.960	3.310	11.240	6th Jul 2023	15:00
		Balugaon	1x40+1x20+1x12.5=72.5	34.266	27.399	35.503	1st Jul 2023	21:45
7	Banki	Banki	2x20=40	20.400	13.627	21.576	3rd Jul 2023	23:15
8	Bhubaneswar	Bhubaneswar	3x63=189	94.440	62.167	114.960	3rd Jul 2023	11:15
9	Bidanasi	Bidanasi	2x63+1x40=166	90.858	59.609	97.553	10th Jul 2023	23:15
10	Boinda	Boinda Traction	132 kV	0.520	2.987	11.840	3rd Jul 2023	7:00
		Boinda	1x20+2x12.5=45	18.545	12.418	19.339	1st Jul 2023	21:45
11	BPPL S/W	BPPL Fdr-I&II	132 kV	0.000	0.000	0.040	31th Jul 2023	18:15
12	Brajabiharipur	Brajabiharipur	2x40=80	6.922	2.516	7.159	4th Jul 2023	23:00
13	Chainpal	FCI Feeder	132 kV	0.234	0.283	0.500	12th Jul 2023	15:45
		Talcher Rd. Trac.	132 kV	7.760	9.927	17.160	4th Jul 2023	14:00
		Chainpal	2x40+1x20=100	59.820	37.393	61.592	3rd Jul 2023	22:15
14	Chandaka	Chandaka	3x63=189	109.151	73.881	118.191	1st Jul 2023	23:15
15	Chandaka GIS	Chandaka GIS	2x40=80	4.520	0.000	21.978	19th Jul 2023	14:45
16	Chandpur	Chandpur	2x12.5=25	19.519	13.894	22.342	1st Jul 2023	22:30
17	Choudwar	Choudwar Traction	132 kV	7.280	8.481	20.560	9th Jul 2023	17:15
		Choudwar	3x40=120	35.083	35.941	58.742	8th Jul 2023	10:45
18	Cuttack	Cuttack	3x40=120	79.040	51.775	79.558	2nd Jul 2023	23:00
19	Dhenkanal	Joranda Trac.	132 kV	9.934	7.341	15.474	28th Jul 2023	12:30
		Narveram CGP Fdr	33 kV	0.000	0.022	0.979	21th Jul 2023	21:45
		Dhenkanal	3x40=120	51.693	38.167	55.009	3rd Jul 2023	22:30
20	Global	Heavy Water Feeder	132 kV	0.440	0.370	0.560	26th Jul 2023	11:30
		Global	1x20=20	1.474	1.185	2.127	4th Jul 2023	19:15
21	Godisahi	Godisahi	2x63=126	5.584	6.369	13.984	28th Jul 2023	15:30
22	Goda	Goda	1x40=40	8.037	6.249	9.015	3rd Jul 2023	19:30
23	Grid Steel Alloy S/W	GSAL Feeder	132kV	0.000	0.000	0.000	1st Jul 2023	0:00
24	Kharagprasad	MGM Feeder	132kV	0.000	0.228	1.972	27th Jul 2023	11:00
		NBVL Fdr-1&2	132kV	0.000	0.000	0.389	4th Jul 2023	12:00
		SGEL Feeder	132kV	1.650	0.092	1.944	23th Jul 2023	3:45
		Meramundali Trac.	132 kV	6.779	7.002	17.613	6th Jul 2023	11:15
		Kharagprasad	132 kV	4.872	3.222	5.044	7th Jul 2023	23:45
25	Infocity-II GIS	Infocity-II GIS (220/33)	2x40=80	15.600	9.189	22.120	23th Jul 2023	20:00
26	Jagatsinghpur	Gorakhnath Trac.	132 kV	3.258	4.682	13.318	14th Jul 2023	15:00
		Jagatsinghpur	1x40+2x20=80	42.720	29.203	43.741	1st Jul 2023	22:30
27	Kalarangi	Kalarangi	1x20+2x12.5=45	4.987	4.672	6.654	19th Jul 2023	19:45
28	Kamakhyanagar	Kamakhyanagar	1x20+2x12.5=45	17.672	13.546	24.244	5th Jul 2023	15:00
		Kamakhyanagar Traction	132kV	1.080	1.135	6.040	13th Jul 2023	17:00
29	Kendrapada	Kendrapada	2x40+1x12.5=92.5	41.040	27.960	41.920	1st Jul 2023	23:00
30	Khajuriakata	Khajuriakata	2x40=80	9.084	5.770	9.284	2nd Jul 2023	22:15
31	Khuntuni GIS	ShreeCementFeeder	132kV	0.396	1.504	10.356	18th Jul 2023	13:45
		Khuntuni GIS	2x40=80	17.960	15.829	23.760	6th Jul 2023	20:45
32	Khurda	Kaipadar Trac.	132 kV	8.840	9.343	17.760	22th Jul 2023	9:15
		Khurda	4x40=160	83.827	72.540	94.639	10th Jul 2023	22:15
33	Konark	Konark	2x20=40	8.144	9.502	16.712	3rd Jul 2023	22:15
34	Mancheswar-B GIS	Mancheswar-B GIS	2x40=80	27.560	23.876	42.880	5th Jul 2023	11:45
35	Mania	Mania	1x20+1x12.5=32.5	14.448	12.432	19.808	4th Jul 2023	19:00
36	Marshaghai	Marshaghai	2x20=40	20.732	14.652	22.096	4th Jul 2023	22:30
		Kendrapada Traction	132 kV	2.000	2.099	6.800	12th Jul 2023	13:30
37	Mendhasal	Mendhasal(220/33)	2x20=40	3.428	7.434	21.996	24th Jul 2023	1:45
38	Meramundali	BSL-TATA Fdr-1&2	220 kV	31.000	15.160	63.520	22th Jul 2023	16:15
		BRG Feeder	132kV	15.240	8.230	26.360	16th Jul 2023	12:00
		JSPL Feeder-1&2	400 kV	0.000	51.335	335.512	26th Jul 2023	17:30
		RUNGTA Feeder	132kV	13.720	8.457	14.480	13th Jul 2023	16:45
		RUNGTA DSP	132kV	4.857	0.000	32.088	14th Jul 2023	3:30
39	Narsinghpur	Narsinghpur(220/33)	1x40=40	10.812	7.749	12.108	31th Jul 2023	14:15
40	Nayagarh	Nayagarh (220/33)	2x40+1x20=100	60.716	36.952	65.173	3rd Jul 2023	22:30
41	Nimapara	Nimapara	3x40=120	56.702	39.401	60.397	1st Jul 2023	21:30
42	Nuapatana	Nuapatana	1x40+1x20+1x12.5=72.5	22.652	17.843	29.240	27th Jul 2023	8:45
43	Olaver	Olaver	2x12.5=25	9.768	6.659	11.772	13th Jul 2023	15:45
44	Pandiabil PG	PGCIL Stn. Tertiary		0.052	0.052	0.052	1st Jul 2023	0:00
45	Paradeep	Essar Steel Fdr-1&2	220kV	16.738	18.765	29.588	31th Jul 2023	3:00
		IFFCO Fdr-1&2	132kV	9.680	11.032	14.600	1st Jul 2023	11:45
		IOCL Feeder	220kV	8.825	8.915	13.013	23th Jul 2023	4:30
		PPL Fdr-1&2	132kV	0.000	1.587	12.720	27th Jul 2023	14:30
		PPT Fdr-1&2	132kV	16.080	16.827	26.200	12th Jul 2023	23:00
		Paradeep	3x20=60	17.288	12.959	18.052	3rd Jul 2023	21:45
		Siju RTSS	132kV	4.138	0.000	9.841	22th Jul 2023	5:15
46	Pattamundai	Pattamundai	2x20+1x12.5=52.5	20.009	14.370	20.400	1st Jul 2023	22:15
47	Phulnakhara	Phulnakhara	1x40+2x20=80	43.704	32.910	46.052	26th Jul 2023	23:00
48	Pratapsasan	Pratapsasan	2x40=80	12.424	8.290	12.508	2nd Jul 2023	23:00
49	Puri	Puri	3x40=120	36.486	30.282	48.077	10th Jul 2023	13:15
50	Ranasinghpur	Ranasinghpur	3x63=189	123.081	70.128	125.063	2nd Jul 2023	23:15
51	Rengali PG	PGCIL Stn. Tertiary		0.038	0.038	0.038	1st Jul 2023	0:00
52	Rengali S/W	Rengali S/W (220/33)	2x20=40	18.228	10.886	18.644	2nd Jul 2023	22:15
53	Rajnagar	Rajnagar	2x20=40	13.511	9.547	14.327	1st Jul 2023	21:45
54	Salipur	OCL Feeder	132kV	10.168	8.028	18.656	30th Jul 2023	18:15
		Salipur	3x20=60	43.156	28.916	43.156	2nd Jul 2023	22:45
55	Samangara	Samangara	2x20=40	8.480	9.007	21.908	19th Jul 2023	12:45
		Malatipatapur Traction	132kV	3.529	0.000	7.531	18th Jul 2023	12:30
56	Shamuka	Shamuka	2x31.5=63	23.000	21.141	32.040	29th Jul 2023	23:00
57	Tirtol	Tirtol	2x40=80	27.920	20.565	30.240	3rd Jul 2023	23:00
58	TS Alloys S/W	RAWMET Feeder	132kV	22.194	22.661	25.000	2nd Jul 2023	1:45
59	TTPS	TTPS	TTPS Net Drawal	2.053	1.875	2.415	3rd Jul 2023	12:00
60	Ultratech	Ultratech Feeder		9.581	0.000	10.853	22th Jul 2023	20:00
61	Unit-8 GIS	Unit-8 GIS	2x40=80	36.759	26.261	42.845	10th Jul 2023	13:00
62	Balugaon	Khallikote Feeder	33kV	-8.112	-7.155	-14.648	13th Jul 2023	16:15
		Keshpur Feeder	33kV	-5.440	0.000	-17.533	12th Jul 2023	7:30
63	Chandikhol	Badachana Feeder	33kV	13.078	10.613	14.258	10th Jul 2023	19:45
		Kundala Feeder	33kV	9.056	6.512	9.455	1st Jul 2023	21:45
64	Rairakhol	Bamur Feeder	33kV	2.948	1.963	3.216	10th Jul 2023	21:45
65	Rengali	BUDHAPAL Feeder	33kV	-1.756	-1.113	-1.852	5th Jul 2023	22:15
66	Barkote	Pallhara Feeder	33kV	3.319	2.430	7.559	13th Jul 2023	14:45
67	Chandaka	S.N. Mohanty(Solar)	11kV	0.000	0.114	0.701	3rd Jul 2023	11:30
68	Chandpur	MGM SOLAR	11kV	0.000	0.117	0.729	5th Jul 2023	10:45
		VIVACITY Solar	11kV	0.000	0.073	0.426	26th Jul 2023	11:45
		TPCODL TOTAL ENERGY (MU)		**1,929.8690**	**1,075.6623**	**2,765.6825**		

ENERGY DRAWAL OF TPWODL CONTROL AREA GRID SUBSTATIONS FOR THE MONTH OF JULY'2023								
Sl.No	Name of Sub Station	Name of Feeder	Installed Capacity	SMD	Average Drawal	MAX DEMAND		
			MVA	MW	MW	MW	Date	Time
1	Aryan-Viraj S/W	Aryan Ispat Feeder	132 kV	0.000	0.102	3.313	15th Jul 2023	7:00
		Aryan-Viraj	132 kV	0.025	2.228	8.372	2nd Jul 2023	0:15
2	Bamra	Bamra Traction	132 kV	8.578	4.442	20.682	4th Jul 2023	22:45
		Bamra	2x40=80	9.922	5.321	10.407	6th Jul 2023	19:00
3	Barapalli	Dunguripali Tr.	132kV	4.560	3.839	10.480	5th Jul 2023	17:30
		Barapalli	1x40+1x20=60	28.976	26.587	45.824	10th Jul 2023	16:15
4	Bargarh	ACC Feeder-1&2	132kV	6.600	3.607	9.480	25th Jul 2023	10:00
		Bargarh	3x40=120	65.351	54.016	79.885	4th Jul 2023	16:45
5	Bargarh (New)	Bargarh (New)	2x12.5=25	0.000	0.000	0.000	1st Jul 2023	0:00
6	Barkote	Barkote (220/33)	2x40=80	14.733	7.319	14.733	3rd Jul 2023	21:00
7	Bhalulata	Bhalulata Traction	132 kV	2.480	4.158	12.160	18th Jul 2023	11:15
8	Bhawanipatna	Lanjigarh Traction	132kV	11.740	6.060	18.437	18th Jul 2023	15:00
		Bhawanipatna	2x12.5=25	18.396	13.129	20.635	4th Jul 2023	15:00
9	Birmaharajpur	Birmaharajpur	1x20=20	7.731	7.022	12.340	10th Jul 2023	19:45
10	Bolangir PG	415V side Tertiary		0.043	0.043	0.043	1st Jul 2023	0:00
11	Bolangir	Bolangir	3x40=120	47.116	38.886	61.702	4th Jul 2023	17:30
12	Bolangir (New)	Bolangir (New)	1x40+1x12.5=52.5	6.688	4.905	10.116	21th Jul 2023	16:30
13	Bonai	Bonai(220/33)	2x20=40	13.512	11.111	15.708	25th Jul 2023	20:15
		Bimlagarh Traction	132kV	2.280	1.980	8.280	5th Jul 2023	19:15
14	Brajarajnagar	Kechobahal Traction	132kV	2.000	0.610	5.600	31th Jul 2023	14:30
		Brajarajnagar	1x40+3x20=100	34.508	23.494	37.720	13th Jul 2023	23:45
		Jorabhaga MCL Fdr-II	132kV	0.752	1.867	20.976	22th Jul 2023	20:00
15	Budhipadar	AAL Feeder-1&2	220 kV	1.800	1.442	48.080	9th Jul 2023	16:00
		BPSL Fedr-1&2	220 kV	130.656	61.082	184.688	31th Jul 2023	4:15
		MCL Fder-1&2	132 kV	21.175	13.664	22.213	12th Jul 2023	20:00
		MSP Feeder	132 kV	11.760	3.686	12.960	25th Jul 2023	13:30
		SMC Power	220 kV	0.000	0.020	6.720	21th Jul 2023	10:15
		Budhipadar	1x20+1x12.5=32.5	16.366	8.914	18.625	4th Jul 2023	16:15
		Vedanta Ltd	220 kV	112.000	6.288	132.000	23th Jul 2023	13:15
16	Burla P.H.	Island & Incomer	11 kV	0.046	0.029	0.065	10th Jul 2023	4:45
17	Chandiposh	Chandiposh Trac	220 kV	9.280	2.665	13.000	14th Jul 2023	16:15
18	Chhend	Adhunik Metallic Fdr.	132 kV	0.013	2.827	7.413	20th Jul 2023	6:45
		Nuagaon Trac.	132 kV	3.753	2.492	9.120	28th Jul 2023	14:00
		Sri Ganesh Metallics	132 kV	2.481	1.458	2.538	3rd Jul 2023	23:45
		Chhend	3x40=120	82.931	64.770	92.738	5th Jul 2023	23:15
19	Chipilima P.H.	Chipilima P.H.	1x20+1x12.5=32.5	18.436	14.837	21.096	10th Jul 2023	19:30
20	Deogarh	Deogarh	2x20=40	3.907	5.733	9.871	3rd Jul 2023	21:45
21	Ghens	Ghens	1x40=40	32.480	25.936	47.400	4th Jul 2023	16:30
22	Hirakud	Hirakud	1x40=40	0.039	4.158	12.362	12th Jul 2023	7:30
23	Jayapatna	Megalift Feeder-I &II	132 kV	0.080	4.710	8.280	13th Jul 2023	7:45
		Jayapatna	2X40=80	16.238	10.433	16.739	3rd Jul 2023	22:15
24	Jharsuguda	Jharsugda Trac.	132 kV	15.880	13.863	25.600	19th Jul 2023	16:00
		Jharsuguda	2x40=80	48.600	23.205	51.120	3rd Jul 2023	23:15
		Ultratech Feeder	132kV	12.576	9.183	15.204	19th Jul 2023	0:00
25	Junagarh	Junagarh	3x20=60	22.584	16.636	24.376	3rd Jul 2023	22:00
26	Kalunga	Kalunga	2x40=80	66.978	60.445	73.043	27th Jul 2023	17:00
27	Kantabanji	Kantabanji Trac.	132 kV	2.280	3.269	13.600	26th Jul 2023	3:00
		Kantabanji	2x40=80	13.080	10.890	19.480	25th Jul 2023	18:00
28	Kakatiya SHEP	Kakatiya	33KV	2.782	1.391	5.149	24th Jul 2023	11:15
29	Katapali	HINDALCO Fdr-1&2	220 kV	5.240	2.983	59.040	9th Jul 2023	20:00
		GodbhagaRTSS	132kV	1.200	3.560	9.120	25th Jul 2023	5:00
		Katapali	1x40+2x20=80	28.408	18.797	32.926	4th Jul 2023	16:30
30	Kesinga	POWMEX Fdr	132 kV	0.197	0.857	3.641	15th Jul 2023	17:30
		Kesinga Traction	132 kV	5.400	6.399	23.440	5th Jul 2023	12:15
		Kesinga	1x40+2x20=80	46.160	32.469	47.535	31th Jul 2023	19:15
31	Khariar	Khariar	2x40=80	36.440	28.400	38.720	2nd Jul 2023	16:45
32	Kuchinda	Kuchinda	2x20=40	12.313	12.655	22.069	28th Jul 2023	22:00
33	Kutra S/W	Shiva Cement	132kV	3.493	4.129	9.120	28th Jul 2023	21:30
34	Lapanga	Rengali Traction	132KV	5.800	5.579	15.240	17th Jul 2023	12:15
		Lapanga	2x20=40	11.504	9.685	16.944	1st Jul 2023	20:00
	Lakhanpur	Lakhanpur	2x20=40	0.162	2.761	8.654	25th Jul 2023	17:15
35	Lephripada	Basundhara	220kV	3.643	2.662	4.469	31th Jul 2023	12:00
		Lephripada	2x20=40	11.963	7.773	12.523	5th Jul 2023	22:00
36	Maneswar	Maneswar	2x40=80	6.146	4.989	7.963	28th Jul 2023	19:00
37	Nuapada	Nuapada Trac.	132 kV	1.920	0.577	4.280	4th Jul 2023	11:30
		Nuapada	2x20=40	14.072	10.434	16.480	3rd Jul 2023	21:45
38	OPGC	Darlipali	33kV	0.814	0.858	1.891	24th Jul 2023	8:45
39	Padampur	Padampur	1x40+2x20=80	26.168	21.934	32.828	13th Jul 2023	17:15
40	Patnagarh	Patnagarh	1x40+2x20=80	25.870	20.386	34.831	4th Jul 2023	16:45
41	Rairakhol	Rairakhol Trac.	132kV	4.160	3.598	13.360	27th Jul 2023	15:15
		Rairakhol	3x12.5=37.5	10.420	6.761	10.604	4th Jul 2023	22:00
42	Rajgangpur	OCL Feeder	132kV	6.080	8.893	29.840	16th Jul 2023	12:30
		OISL Feeder	132kV	0.000	0.000	0.000	1st Jul 2023	0:00
		Rajgangpur Trac-1&2	132 kV	12.080	7.782	17.560	3rd Jul 2023	10:45
		Rajgangpur	3x40=120	56.280	48.395	62.960	11th Jul 2023	21:00
43	Rourkela PG	PG Tertiary	33kV	0.044	0.044	0.044	1st Jul 2023	0:00
44	Rourkela	Rourkela	1x40+3x35=145	59.680	47.540	64.280	5th Jul 2023	14:45
45	Saintala	ORDINANCE Feeder	132 kV	1.960	1.594	4.000	3rd Jul 2023	10:00
46	Sambalpur	Sambalpur	1x40+2x31.5=103	73.432	54.560	78.472	4th Jul 2023	15:30
		Shyam DRI Feeder	132 kV	18.400	23.003	37.560	15th Jul 2023	8:30
47	SMC S/W	SMC Power	132kV	0.000	0.821	3.485	22th Jul 2023	3:45
48	Sonepur	Sonepur	2x40+1x20=100	44.835	31.436	48.737	4th Jul 2023	16:30
49	Sundargarah PG	PG TERTIARY	33 kV	0.114	0.114	0.114	1st Jul 2023	0:00
50	Sundargarh	Sundargarh	1x40+2x20=80	26.409	19.110	29.368	27th Jul 2023	22:00
51	Tarkera	RSP Feeder-1&2	220 kV	41.841	28.257	55.322	1st Jul 2023	21:00
		RSP Feeder-3&4	220 kV	0.800	0.405	15.367	3rd Jul 2023	21:15
52	Tusura	Tusura	1x40+1x20=60	16.060	15.583	29.732	28th Jul 2023	17:00
		Deogaon Tr.	132kV	2.480	4.191	13.000	25th Jul 2023	10:00
53	Thuapali	Thuapali	2x20=40	12.179	9.948	18.304	5th Jul 2023	10:15
54	VAL Lanjigarh	Vedanta Al. fdr-1&2	132 kV	0.040	1.357	11.560	26th Jul 2023	23:45
55	Vedanta S/W	Vedanta SEZ	400 kV	1201.827	634.988	1241.280	30th Jul 2023	13:15
56	Barkote	Pallhara Feeder	33kV	-3.072	-2.430	-7.559	13th Jul 2023	14:45
57	Joda	Joda-Tensa Feeder	33 kV	9.623	7.484	11.035	4th Jul 2023	9:15
58	Rairakhol	Bamur Feeder	33 kV	-2.976	-1.963	-3.216	10th Jul 2023	21:45
59	Rengali	BUDHAPAL Feeder	33kV	1.444	1.113	1.852	5th Jul 2023	22:15
60	Sonepur	Manamunda Feeder	33 kV	-11.188	-8.333	-12.820	28th Jul 2023	21:15
		GEDCOL Solar	33 kV	5.104	2.493	14.832	24th Jul 2023	12:15
		ABACUS Holdings Solar	11 kV	0.234	0.123	0.789	1st Jul 2023	10:15
61	Tentulikhunti	Mukhiguda Fdr	33KV	1.100	0.825	2.300	20th Jul 2023	20:15
		GEDCOL Solar	11KV	0.028	0.098	0.870	5th Jul 2023	12:15
62	ACME SOLAR	ACME SOLAR	132 kV	0.040	0.030	0.120	3rd Jul 2023	19:00
63	Bamra	Joy Iron Steel (Solar)	11 kV	0.046	0.093	0.693	24th Jul 2023	12:45
64	Barkote	Molisati Solar	11 kV	0.005	0.118	0.746	1st Jul 2023	9:15
65	Kesinga	SADIPALI Solar	33kV	7.880	3.276	20.480	8th Jul 2023	12:45
		Vento Power Solar -1	132 kV	0.080	0.046	0.160	5th Jul 2023	18:30
		Vento Power Solar -2	132 kV	0.040	0.029	0.080	1st Jul 2023	0:00
66	Bonei	Mahavir Solar	33 kV	0.000	0.087	0.544	25th Jul 2023	11:15
67	Padampur	Dakshin UPL solar	132kV	0.120	0.041	0.160	2nd Jul 2023	18:45
68	Patnagarh	ALEX Solar Pvt. Ltd.	33 kV	0.553	0.603	4.196	11th Jul 2023	11:00
		JYOTI Solar	33 kV	2.273	1.689	9.728	27th Jul 2023	12:30
69	Bolangir (New)	REHPL(Solar)	11kV	0.356	0.144	0.803	23th Jul 2023	12:15
70	Saintala	BEL-OFBL Solar	132kV	0.048	0.022	0.056	4th Jul 2023	19:15
72	Tusura	Vento Power Solar-I	132 kV	0.080	0.041	0.160	1st Jul 2023	18:45
		Vento Power Solar-II	132 kV	0.080	0.037	0.120	1st Jul 2023	18:30
73	Bargarh	Aditya Solar Fdr-I & II	33 kV	0.000	0.000	0.000	1st Jul 2023	0:00
74	ABSL Sw. Station	Aditya Solar	132kV	0.071	0.050	0.219	17th Jul 2023	18:30
75	Barbil	IOBP Fdr	132kV	0.000	0.000	0.000	1st Jul 2023	0:00
		Kamanda Steel Plant Fdr	132kV	6.776	0.955	17.383	13th Jul 2023	7:30
76	Sadeipali	Aftab Solar	33 kV	1.033	0.696	4.153	9th Jul 2023	11:00
		GEDCOL Solar	33 kV	0.156	0.084	0.615	30th Jul 2023	12:15
		TPWODL TOTAL ENERGY (MU)		**2,790.1587**	**1,300.8640**	**3,575.5301**		

ENERGY DRAWAL OF TPNODL CONTROL AREA GRID SUBSTATIONS FOR THE MONTH OF JULY'2023								
Sl.No	Name of Sub Station	Name of Feeder	Installed Capacity	SMD	Average Drawal	MAX DEMAND		
			MVA	MW	MW	MW	Date	Time
1	Agarpada	Agarpada	1x40=40	13.760	9.412	14.240	10th Jul 2023	22:00
2	Anandpur	Anandpur	1x20+2x12.5=45	21.468	14.728	22.684	2nd Jul 2023	23:00
3	Arya Ispat S/w	ARYA Steel Fdr	132kV	7.600	7.376	9.860	3rd Jul 2023	19:15
		BRPL Feeder	132kV	12.269	14.162	10.160	11th Jul 2023	12:30
		IMTCPL Fder	132kV	2.308	0.809	2.624	10th Jul 2023	3:30
4	Balasore	BIRLA Tyre Fder	132kV	0.204	0.204	0.264	16th Jul 2023	20:30
		ISPAT Feeder	132kV	48.075	44.482	64.538	21th Jul 2023	10:30
		Balasore Traction	132kV	7.840	7.743	15.800	26th Jul 2023	15:15
		Balasore	2x63+1x40=166	81.846	60.449	84.253	4th Jul 2023	23:00
5	Bangiriposi	Bangiriposi	2x12.5=25	11.968	9.274	13.312	12th Jul 2023	22:00
6	Barbil	Barbil	2x12.5=25	11.797	9.644	13.140	13th Jul 2023	18:45
7	Baripada PG	Baripada PG Stn.		0.053	0.053	0.053	1st Jul 2023	0:00
8	Baripada	Baripada	3x40=120	28.656	22.923	33.725	4th Jul 2023	22:45
9	Basta	Basta	2x20+1x12.5=52.5	26.771	20.467	29.147	30th Jul 2023	22:00
10	BC Mohanty sw	BC Mohanty fdr	132 kV	8.636	8.724	9.536	8th Jul 2023	0:45
		TOMKA Traction	132kV	3.400	3.938	15.240	1st Jul 2023	12:15
11	Betanati	Betanati	1x20=20	23.654	17.753	25.082	4th Jul 2023	22:15
12	Bhadrak	Dhamra Port (Trac.)	132 kV	3.531	3.253	7.444	23th Jul 2023	16:30
		Dhamra Port Fdr	132 kV	6.138	7.443	14.875	30th Jul 2023	18:45
		FACOR Feeder	132kV	12.856	10.739	29.000	15th Jul 2023	6:45
		FACOR Power	132kV	0.240	0.024	4.708	15th Jul 2023	13:00
		Bhadrak Traction	132 kV	4.200	5.172	13.520	28th Jul 2023	16:45
		Bhadrak	2x63+1x40=166	69.000	54.902	81.640	3rd Jul 2023	23:30
13	Bhograi	Bhograi	2x40=80	15.160	11.535	22.600	3rd Jul 2023	23:45
14	Bolani	Bolani(132/11)	2x10=20	3.180	2.357	4.524	8th Jul 2023	10:45
15	BRPL S/w	BRPL Feeder	132kV	12.269	14.162	19.094	24th Jul 2023	1:45
		Mesco Feeder	132kV	0.000	0.000	0.000	1st Jul 2023	0:00
16	Chandbali GIS	Chandbali GIS	1x40+1X20=60	9.560	6.926	9.692	2nd Jul 2023	22:30
17	Chandikhol	Chandikhol	3x20=60	42.491	32.759	42.795	3rd Jul 2023	22:30
18	Chandipur	Chandipur	1x20=20	14.768	11.118	15.573	10th Jul 2023	12:45
19	Daitary	Bamnipal	132kV	20.127	12.050	21.182	7th Jul 2023	20:15
		Daitary	1x12.5=12.5	0.883	0.937	1.667	4th Jul 2023	19:45
20	Dhenkikote	Dhenkikote	2x20=40	9.578	6.110	11.437	2nd Jul 2023	22:30
21	Dhamra	Dhamra	1x20=20	7.248	6.504	10.229	3rd Jul 2023	23:30
22	Duburi	Jakhapura Traction	132 kV	10.800	12.348	23.200	6th Jul 2023	9:00
		JFAL Feeder	132 kV	6.309	4.989	7.541	7th Jul 2023	18:00
		Mishrilal Feeder	132 kV	12.925	12.862	13.944	31th Jul 2023	13:30
		NINL Feeder	220 kV	30.558	21.207	37.247	15th Jul 2023	20:00
		Duburi(220/33)	2x40=80	22.825	15.894	22.906	3rd Jul 2023	22:30
23	Duburi-New	Duburi New(220/33)	1x20=20	0.320	1.840	6.592	20th Jul 2023	18:15
		NU Vista Feeder	220 kV	3.150	2.971	11.843	19th Jul 2023	2:30
		Jindal Stainless-1&2	220 kV	44.680	30.806	67.400	17th Jul 2023	5:15
		Maithan Feeder	220 kV	5.863	0.009	17.338	2nd Jul 2023	4:30
		Rohit Ferrotech	220 kV	23.960	23.376	25.160	26th Jul 2023	21:45
		TATA Steel Fdr-1&2	400 kV	134.720	108.491	180.080	25th Jul 2023	19:00
		VISA Steel	220 kV	27.520	9.804	33.960	1st Jul 2023	23:00
24	Shree Jagannath steel switching station	Shree Jagannath Steel Fdr	132kV	8.454	3.184	9.431	3rd Jul 2023	20:15
25	Haridaspur	RAMCO Feeder 132kV	132 kV	5.572	5.021	6.592	16th Jul 2023	1:00
26	Jajpur Road	Jajpur Road	3x40=120	50.800	33.955	50.800	3rd Jul 2023	22:45
		Yazdani CGP Feeder	33 kV	0.000	0.000	0.001	14th Jul 2023	19:00
27	Jajpur Town	Jajpur Town	2x40+1x20=100	50.019	36.273	52.988	2nd Jul 2023	23:00
28	Jaleswar	Jaleswar Trac.	132 kV	11.000	6.563	14.720	25th Jul 2023	11:45
		Jaleswar	2x31.5+1x12.5=75.5	19.236	19.275	29.716	12th Jul 2023	22:00
29	Joda	Bansapani Trac.	132 kV	2.788	6.872	19.963	13th Jul 2023	10:30
		FAP Feeder	132kV	17.641	17.079	18.738	9th Jul 2023	14:00
		JSPL Trf-1,2&3(220/33)	2x50+1x20=120	48.920	48.988	52.668	29th Jul 2023	4:00
		KJS Ahluwalia	33kV	5.492	3.102	6.876	25th Jul 2023	22:30
		TATA STEEL	220kV	7.360	6.767	9.440	25th Jul 2023	21:00
		TATA Steel Long	220 kV	0.000	0.001	0.625	16th Jul 2023	23:30
		Joda	1x40+3x20+1x160=260	25.951	23.547	37.930	13th Jul 2023	19:45
		Sarada Ind (220/33)	1x15=15	0.000	0.000	0.000	1st Jul 2023	0:00
30	JSW Cement S/W	JSW Cement Fdr	132kV	3.720	2.434	6.880	7th Jul 2023	12:15
31	Karanjia	Karanjia	1x20+2x12.5=45	16.734	13.252	19.688	10th Jul 2023	22:15
32	Keonjhar GIS	Keonjhar GIS	2x20=40	18.660	13.283	19.600	11th Jul 2023	22:30
33	Keonjhar PG	PGCIL Stn. Tertiary	33 kV	0.034	0.034	0.034	1st Jul 2023	0:00
34	Nalda	Nalda Traction	132 kV	2.200	3.526	11.200	27th Jul 2023	11:30
35	Polasponga	ESIL Feeder	132 kV	15.638	12.111	22.956	8th Jul 2023	12:45
		MSP Feeder	132 kV	2.364	6.365	12.600	29th Jul 2023	19:45
		OSISL CGP Feeder	33 kV	0.357	2.611	4.077	18th Jul 2023	5:45
		Patnaik Steel CGP	33 kV	0.000	0.000	0.000	1st Jul 2023	0:00
		Palasponga Trac.	132 kV	8.836	6.672	21.255	15th Jul 2023	18:30
		Polasponga	1x40+2x20=80	22.008	15.216	25.224	3rd Jul 2023	22:15
36	Rairangpur	Rairangpur	2x20+1x12.5=52.5	12.655	14.740	22.747	2nd Jul 2023	21:45
37	RML Karakhendra	Karakolha	132kV	0.091	0.058	2.797	1st Jul 2023	19:00
38	Somnathpur	IMAMI Feeder	132 kV	2.384	2.879	6.100	21th Jul 2023	5:15
		Stork Feeder	132 kV	14.016	14.040	14.590	15th Jul 2023	4:30
		Somnathpur	2x12.5=25	9.016	7.359	10.548	2nd Jul 2023	12:15
39	Soro	Soro	1x40+2x20=80	55.875	39.351	57.991	3rd Jul 2023	22:15
40	Telkoi	Telkoi	2x20=40	3.150	1.953	3.763	1st Jul 2023	22:45
41	Udala	Udala	2x40=80	15.960	11.634	18.160	1st Jul 2023	22:45
42	Chandikhol	Badachana Feeder	33kV	-13.039	-10.613	-14.258	10th Jul 2023	19:45
		Kundala Feeder	33kV	-8.990	-6.512	-9.455	1st Jul 2023	21:45
43	Joda	Joda-Tensa Feeder	33 kV	-8.920	-7.451	-10.900	21th Jul 2023	7:45
44	Baripada	GEDCOL Solar	33kV	0.000	0.000	0.869	27th Jul 2023	13:30
		TPNODL TOTAL ENERGY (MU)		**1291.1451**	**771.0035**	**1677.7986**		

ENERGY DRAWAL OF TPSODL CONTROL AREA GRID SUBSTATIONS FOR THE MONTH OF JULY'2023								
Sl.No	Name of Sub Station	Name of Feeder	Installed Capacity	SMD	Average Drawal	MAX DEMAND		
			MVA	MW	MW	MW	Date	Time
1	Akhusingh	Akhusingh	2x12.5=25	8.406	6.060	8.508	1st Jul 2023	22:00
2	Aska	Aska	4x40=160	35.000	34.860	52.400	17th Jul 2023	7:45
3	Aska New	Aska New	1x40=40	13.408	11.465	15.589	29th Jul 2023	19:15
4	Balimela	Balimela (220/33)	1x40+1x20=60	11.564	7.865	18.732	13th Jul 2023	11:00
5	Berhampur	Berhampur	2x40+1x20=100	67.431	43.224	68.294	10th Jul 2023	22:45
6	Bhanjanagar	Bhanjanagar	2x40+1x16=96	31.234	23.624	31.407	1st Jul 2023	22:30
7	Boudh	Boudh	2x20=40	11.476	5.383	13.528	23th Jul 2023	21:45
8	Chatrapur	IRE Feeder-1&2	132kV	9.350	7.935	10.241	31th Jul 2023	11:30
		Rambha Traction	132 kV	7.040	4.492	11.200	10th Jul 2023	18:45
		Chatrapur	3x20=60	13.952	14.186	26.569	31th Jul 2023	7:15
9	Chikiti	Chikiti	1x40=40	9.560	9.020	14.520	4th Jul 2023	22:45
10	Dabugaon	Dabugaon	2x12.5=25	9.000	6.489	10.452	14th Jul 2023	22:00
11	Digapahandi	Digapahandi	2x20+1x12.5=52.5	24.341	21.132	31.900	4th Jul 2023	21:30
12	Ganjam	GRASIM Ind. Ltd.	132kV	19.731	17.998	20.000	27th Jul 2023	22:45
		Ganjam	2x12.5=25	14.528	9.886	18.560	21th Jul 2023	9:00
13	G Udaigiri	G Udaigiri	1x20=20	5.952	3.931	7.407	3rd Jul 2023	14:00
14	Gunupur	Gunupur	2x20=40	7.744	4.961	8.096	4th Jul 2023	20:45
15	Hinjli GIS	Hinjli GIS	2x20=40	9.488	7.447	9.876	1st Jul 2023	22:30
16	Jeypore PG	Jeypore PG Ter.	28KV	0.030	0.030	0.030	1st Jul 2023	0:00
17	Jayanagar	Jeypore Trac.	132 kV	17.080	8.749	29.760	4th Jul 2023	5:15
		Jayanagar	2x20+1x12.5=52.5	30.591	24.871	37.605	14th Jul 2023	20:15
18	Kalimela	Kalimela	2x20=40	10.007	5.377	10.237	2nd Jul 2023	22:15
19	Kasipur	Kasipur(220/33)	1x20=20	1.080	0.794	2.452	18th Jul 2023	8:30
20	Laxmipur	Laxmipur RTSS	220kV	5.655	1.690	9.826	21th Jul 2023	8:15
		Laxmipur(220/33)	1x20=20	5.360	4.549	8.004	30th Jul 2023	8:00
		Utkal Alumina Fdr-I&II	220kV	0.040	0.250	7.240	31th Jul 2023	19:00
21	Malkangiri	Malkangiri (220/33)	2x40=80	9.240	5.544	10.640	11th Jul 2023	12:15
22	Meenakshi s/w	Megalift Feeder	33kV	0.004	0.031	0.584	26th Jul 2023	12:00
23	Mohana	Mohana	2x12.5=25	8.260	5.619	9.448	28th Jul 2023	19:15
24	Muniguda	Muniguda	1x12.5=12.5	9.039	6.432	9.348	1st Jul 2023	21:45
		Bissam-Cuttack Tr	132 kV	11.080	6.089	24.240	9th Jul 2023	17:00
25	Narendrapur	TATA Feeder-I&II	220 KV	24.000	22.795	25.640	13th Jul 2023	15:15
		Narendrapur Trac	132 kV	3.280	4.669	13.960	6th Jul 2023	13:45
		Narendrapur	3x40+1x20=140	52.424	35.386	54.540	3rd Jul 2023	15:00
26	Nabarangpur	Nabarangpur	1x20=20	6.145	6.038	15.830	9th Jul 2023	19:30
27	Paralakhemundi	Paralakhemundi	3x12.5=37.5	19.812	13.567	21.240	1st Jul 2023	23:45
28	Phulbani	Phulbani	2x40+1x12.5=92.5	21.312	14.839	23.292	1st Jul 2023	21:30
29	Podagada	Podagada	1x12.5=12.5	1.964	2.074	4.351	1st Jul 2023	19:15
30	Potangi	Potangi	1x40=40	2.688	1.484	3.680	24th Jul 2023	7:00
31	Purushottampur	Purushottampur	1x20+2x12.5=45	13.273	13.411	17.850	28th Jul 2023	19:45
32	Rayagada	Rayagada Trac.	132 kV	9.760	5.457	17.240	12th Jul 2023	8:00
		Rayagada	2x12.5=25	16.664	10.665	18.364	2nd Jul 2023	22:45
33	Sunabeda	HAL Feeder	132kV	3.392	4.962	11.268	11th Jul 2023	9:30
		Sunabeda	1x20+2x12.5=45	17.776	16.070	26.252	22th Jul 2023	8:15
34	Tentulikhunti	Tentulikhunti	3x20=60	15.055	10.888	17.548	14th Jul 2023	19:00
		Guhipita	33kV	0.000	0.269	1.769	13th Jul 2023	11:00
35	Therubali	JK Feeder	132kV	0.032	0.002	0.781	28th Jul 2023	18:15
		Bhalumaska Trac.	132kV	1.131	2.213	12.900	27th Jul 2023	1:30
		IMFA	132kV	48.040	0.000	50.920	19th Jul 2023	22:00
		Therubali	2x12.5=25	6.608	5.055	7.060	3rd Jul 2023	15:00
36	Umerkote	Umerkote	2x20=40	24.996	18.831	30.852	3rd Jul 2023	20:45
37	Balugaon	Khallikote Feeder	33kV	8.500	7.155	14.648	13th Jul 2023	16:15
38	Sonepur	Manamunda Feeder	33kV	10.272	8.333	12.820	28th Jul 2023	21:15
39	Tentulikhunti	Mukhiguda Fdr	33KV	-1.128	-0.825	-2.300	20th Jul 2023	20:15
		Vento Energy Solar	132 kV	0.040	0.044	0.320	1st Jul 2023	19:00
40	Boudh	Aditya Birla Solar-I 33kV	33kV	0.000	0.000	25.444	14th Jul 2023	12:45
41	Damanjodi	Nalco	220kV	24.080	0.000	57.720	12th Jul 2023	12:15
		Nalco	132kV	0.000	0.000	0.000	1st Jul 2023	0:00
		TPSODL TOTAL ENERGY (MU)		**746.7862**	**381.9432**	**1,020.6796**		

SYSTEM DISTURBANCE IN THE MONTH OF JULY-2023
(A) TRIPPING OF Line / EQUIPMENT WITHOUT LOAD LOSS

Sl. No.	Sub-Station	Date	from	To	Duration	Lines / Equipments / Generating Units Tripped	Relay Indication / Cause	Grid Sub-stations affected (it can be more than one)	Area interruption period	Remarks	Energy Loss (In MU)
1	Bhograi	01/07/23	15:48	16:06	0:18	132kV Bhograi - Kuchei feeder	**At Bhograi end:**- DP Operated, Zone-1, Rph to E, Dist-58.8km, IR-704.3A **At Kuchei end:**- DP operated, Zone-1, R-ph-E, Dist-23.17km, IR-2.714kA			Transient fault	
2	Baripada	01/07/23	16:24	18:19	1:55	132kV Baripada - Betnati feeder	**At Baripada end:**- Zone-I , B-Ph(L3-E), PU time-49ms, Dist-13.5km, IL1=0.09kA, IL2=0.35kA, IL3=3.05kA **At Betanati end:**- DP Relay operated:- Started Phase-CN, Tripped Phase-ABC, Zone -I, Fault duration-76.75ms, relay trip time - 80.09ms, fault location=4.827km, IL1=106.2A, IL2=364.9A, IL3=1120A, VAN=77.20kV, VBN=78.12kV, VCN=11.14kV			Weather Condition- Rain & lightening	
3	Jaleswar	01/07/23	16:29	17:21	0:52	132kV Jaleswar - Kuchei feeder	**At Jaleswar end:**- DP, Yph-E, Dist-52.9km, Iy=817.8A			Tripped at both end	
			16:29	22:50	6:21	132kV Bhograi - Kuchei feeder	**At Bhograi end:**- DP operated, Zone-2, Rph-Yph, Dist-82.70km, IR-790.8A, IY-832.0A **At Kuchei end:**- DP operated, Zone-1, R-ph-Y ph, Dist-31.64km, IR-3.606kA, IY-1.998kA				
4	Tarkera	02/07/23	5:35	18-07-23 16:07	394:32	220kV Tarkera - Bonai feeder	MT			SPS	
5	Balasore	02/07/23	13:34	16:46	3:12	220kV Balasore - Balimunda(Dhamra) feeder	**At Balasore end:**- Main-I: No fault record. Main-II: Fault Loop-L1-N, Zone-1, Dist=73.026km, Fault current IL1=2.043kA, IL2=145.47A, IL3=177.32A **At Balimunda end:**- Main-I: R-ph Trip, Zone-I, Dist-6.487km, fault current- Ir=1.87kA, Main-II: R-ph Trip, Zone-I, Dist-6.7Km, Fault current Ir=1.87kA			No fault was found after petrolling.	
6	Pottangi	02/07/23	16:40	17:04	0:24	132kV Pottangi - Podagada feeder	No relay indication			Power supply failure from Podagada end	
7	Puri	02/07/23	17:46	18:04	0:18	132kV Puri - Shamuka feeder	**At Puri end:**- AR successful. Zone 1, Fault. Distance=4.05km, Ia=243.5A, Ib=171.9A, Ic=134.1A				
8	Narendrapur	02/07/23	19:04	23:43	4:39	220kV Narendrapur - Atri ckt-II	**At Narendrapur end:**- Tripped on distance fault. Facia- Main-I Operated, Main-II Opearted, A/R Operated, Pole discripancy Operated. Main-I(MicomP442), C to N, Zone-I, Dist-69.34km, Ia-60.18A, Ib-157.2A, Ic-1.739kA, Fault Resistance-5.895Ohm, Main-II(MicomP444), C to N, Zone-I, Dist-69.48km, Ia-60.91A, Ib-158.3A, Ic-1.737kA, Fault Resistance-6.096Ohm **At Atri end:**- Main-I (MicomP442), C to N, Zone-I, Dist-62.16km, Ia-42.84A, Ib-158.1A, Ic-2.375kA, Main-II(GED60), C to N, Zone-I, Dist-60.9km, Ia-0.045kA, Ib-0.154kA, Ic-2.239kA				
9	Rengali PH	03/07/23	12:55	20:13	7:18	220kV Rengali PH - Kaniha feeder				Charged at 15:35hr but did not stand	
10	Jayanagar	03/07/23	17:41	18:05	0:24	220kV Jayanagar - Balimela ckt-III	DP operated, Zone-1, B-N, Dist-55.26km, If-2.7kA				
11	Pottangi	03/07/23	18:31	18:50	0:19	132kV Pottangi - Podagada feeder	No relay indication			Power supply failure from Podagada end	
			23:26	23:31	0:05						
12	Nimapara	04/07/23	5:17	5:17	0:00	132kV Nimapara - Samangara feeder	**At Nimapara end:**- Zone-1, BN, Ia=4.88A, Ib=2.529kA, Ic=5.998A, Dist=2.074km, AR Successful at Nimapara end			132KV Samangara feeder was Idle charged from Nimapara end	
13	Paralakhemundi	04/07/23	13:57	14:07	0:10	132kV Paralakhemundi - Akhusingh feeder	Master trip				
14	Rajgangpur	04/07/23	21:08	21:40	0:32	132kV Rajgangpur - Bamra feeder	IA=2482A, IB=338A, IC=118A, Zone-1, Dist=36.78km Master trip operated				
15	Budhipadar	06/07/23	20:32	21:05	0:33	132kV Budhipadar - Kalunga feeder	**At Budhipadar end:**- DP operated on Zone-1, FL=Rph-E, FD=64.89km, IL1= 1.12kA **At Kalunga end:**- DP operated on Zone-1, FL=Rph-E, FD=26.63km, IL1= 3.253kA			Weather-Lightning & Rainy	
16	Akhusingh	07/07/23	13:26	14:10	0:44	132kV Akhusingh - Gunupur feeder	Over current				
17	Soro	10/07/23	7:44	8:37	0:53	132kV Soro - Chandipur feeder	**At Soro end**:- Master Trip Relay, DP Relay:-Zone-1, Y Phase-G, Location=6.31km, IR=98A, IY=1.953kA, IB=100A **At Chandipur end:**- Zone-1, Location=25.5km, Y-Phase-G, IR=93A, IY=1.448kA, IB=100A, Y-N=35.5kV			After patrolling no fault found	
18	Kesinga	10/07/23	11:00	11:20	0:20	132kV Kesinga - Lanjigarh feeder	O/C	Lanjigarh RTSS	0:20		
19	Bhanjanagar	10/07/23	11:39	13:33	1:54	220kV Bhanjanagar - Meramundali feeder	**At Bhanjanagar end:**- CN, Zone-1, Dist-41.57km, IA=49.1A, IB=54.39A, IC=3.249kA **At Meramundali end:**- B-PH, Zone-1, Dist-104.6km, IA=1.96kA			No fault was found after petrolling.	
20	Duburi	10/07/23	17:35	18:12	0:37	132kV Duburi - Kalarangi feeder	Tripped on dp relay				
			17:35	19:24	1:49	132kV BC Mohanty - Duburi feeder	DP relay operated at Duburi end			Puncture of B-ph pilot insulator string of said fdr at Duburi end	
21	Bhadrak	10/07/23	23:14	23:39	0:25	132kV Bhadrak - Facor feeder	Tripped on R ph p/u, B ph p/u, E/F p/u, O/C p/u, Trip phase-C Active group-I, Fault duration=13.70ms, CB operate time=75.0ms, Fault location= 436km, IA=214.4A, Ib=140.0A, Ic=197.3A				
			23:14	11-07-23 09:01	9:47	132kV Bhadrak - Agarpada feeder	Tripped on distsance protection, 86A 86B operated, Gen. trip, fault duration=319.5ms, Y phase pick up, Zone-II, Active group-I, started phase -YN, Tripped phase-RYB, Fault duration =391.5ms, Fault location=25.21km, Ia=5.489A, Ib=2.631kA, Ic=6.741A			Y phase LA Brust at Agarpada Grid end	
22	Rajgangpur	11/07/23	15:34	19:11	3:37	132kV Rajgangpur - Tarkera ckt-II	BGT, IA=60A, IB=4244A, IC=116A, IG=4183, Zone-I, Dist=7.77km Master trip operated			LINE FAULT	
23	TTPS	11/07/23	16:06	19:20	3:14	220kV TTPS - Kaniha feeder	B-ph, Ib=5.15kA, Dist-21.31km				
24	Tarkera	11/07/23	17:42	18:26	0:44	220kV Tarkera - Bamra feeder	**At Tarkera end:**- DP1:- LOOP:- L3_N, Zone-1, Dist-6.3345km, IL1=157.57A, IL2=248.33A, IL3=11.166kA, IN=11.438kA, DP2 : Zone-1, DIST= 6.475km, IA=169.8, IB=261.4A, IC=11.35kA, LOOP:- C-N, MT operated **At Bamra end:**- DP: Zone-1, Loop:- C-N, Dist-54.88km, IA=128.6A, IB=233.0A, IC=1.918kA, MT			As per SDO, T/L S/D Rajgangpur, Low clearance due to movement of heavy vehicle (Truck dumper opened) Near M/S Mahavir Ltd.	
25	Budhipadar	11/07/23	19:38	20:29	0:51	132kV Budhipadar - Brajrajnagar feeder	**At Budhipadar end:**- DP relay operated in Z1, F.L-A-N, F.D-7.28 Km. IL1-8.05kA **At Brajrajnagar end:**- No tripping			Weather was Rainy and Lightning	
			19:38	20:38	1:00	132kV Brajrajnagar - MCL ckt-II	D/P operated: FL= L1-E, FD=1.5km, IL1=9.88kA, IL2=0A, IL3=0A, M/T operated.				
26	Duburi	12/07/23	11:47	11:52	0:05	220kV Duburi - Meramundali feeder	DC fluctuation				
27	Chhend	13/07/23	13:09	17:52	4:43	132kV Chhend - Switching Station (LILO) Kuarmunda feeder	**At Chhend end:**- In DP-Zone-2, Loc-15.47km, IL1-383.2A, IL2-452.5A, IL3-4.507kA **At Kuarmunda end:**- O/C, B-phase, IL1-500A, IL2-494A, IL3-475A			B-phase LA bursted at their end.(L/C taken from 15:00 to 17:52)	
28	Therubali	14/07/23	5:48	11:37	5:49	132kV Therubali - Muniguda feeder	**At Therubali end:**- R-ph-N, Z-2, 15.07km, Ir=1.94 kA, Iy=57.51 A, Ib= 92.52A **At Muniguda end:**- Rph-N, Z-1, 16km, Ir= 860A				
29	Karanjia	14/07/23	9:01	9:06	0:05	132kV Karanjia - Rairangpur feeder	**At Karanjia end:**- DP relay: Distance pick up L12, Distance trip-3I, IL1-0.04kA, IL2-0.05kA, IL3-0.01kA, Distance=35.3km **At Rairangpur end:**- DP relay: General trip, R&Y-ph, zone1,2,3-trip			Transient fault	

30	Dhenkanal	14/07/23	12:30	12:47	0:17	132kV Dhenkanal - Khajuriakata - Nuapatna feeder	**At Dhenkanal end**:-DP operated, Zone-1, Y-B-N fault loop, Dist-20.29km, Iy-2.49kA, Ib-2.55kA **At Khajuriakata end** :- DP operated, Zone-1, Y-N fault loop, Dist-37.9km, Iy=1.7kA **At Nuapatna end:-** H/T		E/F	
31	Phulnakhara	14/07/23	14:06	14:06	0:00	132kV Phulnakhara - Mancheswar feeder	**At Phulnakhara end** :- Zone-1 operated in Y-ph (Top conductor), Distance = 10.67km, Ir=120.7A, Iy=1.738kA, Ib= 390.4A **At Mancheswar end:-** Zone-1 operated in Y-ph (Top conductor), Distance = 13.17km, Ir=93.87A, Iy=4.273kA, Ib= 266.36A, In= 3.964kA			**Weather: Rain + lightening.** Due to autorecloser operation at Mancheswar GSS the said line charged from macheswar Grid end and stood ok. During the fault 132KV P/S continued to supply from Pratapsasan GSS via 132KV Pratapsasan 1 & 2 feeder. So there is no P/S interruption in
			14:06	16:02	1:56	132kV Phulnakhara - Cuttack feeder	**At Phulnakhara end** :- Zone-1 operated in Y-ph (Top conductor), Distance = 12.94km, Ir=337.1A, Iy=1.852kA, Ib= 272A **At Cuttack end:-** Zone-1 operated in Y-ph (Top conductor), Distance = 9.796km, Ir=340.4A, Iy=3.903kA, Ib= 270.9A			**Weather: Rain + lightening.** The matter wasintimated to SLDC , Line incharge and DGM(Elect.), EHT(O&M) Division, Cuttack.
32	Telkoi	14/07/23	17:31	18:30	0:59	220kV Telkoi - TTPS feeder	**At Telkoi end:-** DP relay (Main-I):-Started phase A N, Tripped phase A, Distance Trip Z 1, Fault location 48.67km, IA=1.036kA, IB=53.23A, IC=67.36A, VAN=40.20kV, VBN=144kV, VCN=141.6kV, DP relay data(Main-II):- fault type A G, Fault location 50.4km, IA=982.594A, IB=43.872A, IC=32.648A, IN=1054.408A, Distance Zone-1 **At TTPS end:-** DP Relay data:- IA=6.416KA, IB=28.36A, IC=75.85A, Zone-1, Fault location 24.17km		Tripped on distance protection from both TTPS and Telkoi end while AR successful at Telkoi end. 220kV Joda-Telkoi feeder was in service.	
33	Aska	15/07/23	4:42	5:17	0:35	132kV Aska - Bhanjanagar ckt-I	**At Aska end**:- Tripped on B-ph, Zone-1, Dist-26.17km		No tripping at Bhanjanagar end	
34	Budhipadar	15/07/23	9:36	9:58	0:22	132kV Budhipadar - Kalunga feeder	**At Budhipadar end:-** D/P operated(make-ALSTOM Micom P444),FL=Rph-E,zone-1,FD=17.31KM,Ia=3.347KA,Ib=97.16A,Ic=26.17A,Fault duration=61.62ms **At Kalunga end:-** D/P operated(make-Schneider Micom P444),FL=Rph-E,zone-1,FD=71.21KM,Ia=666.3A,Ib=85.97A,Ic=50.37A,IN=589.5A,Fault duration=146.5ms	SMC	0:04	Weather was Rainy and Lightning
			9:36	10:13	0:37	132kV Budhipadar - Bamra feeder	**At Budhipadar end:-** D/P operated(make-ALSTOM Micom P444),FL=Rph-E,zone-1,FD=16.92KM,Ia=3.465KA,Ib=37.10A,Ic=34.23A,Fault duration=71.61ms **At Bamra end:-** D/P operated(make-GE Micom P442),FL=Rph-E,zone-1,FD=40.64KM,Ia=1.49KA,Ib=42.9A,Ic=36.74A,Fault duration=61.62ms			Weather was Rainy and Lightning
			9:45	9:49	0:04	132kV Kuchinda - SMC feeder	tripped ph A N, Zone2, Fault location=62.87km, Ia=1.564kA, Ib=50.68A, Ic=85.10A			Tripped from SMC end
			9:45	10:00	0:15	132kV Kuchinda - Kutra feeder	Zone-1, Fault distance=53.1628km, Ia=1900A, Ib=50.68A, Ic=101A, In=1628A			Tripped from Kutra end
			10:01	10:46	0:45	400kV Jharsuguda PG - VAL ckt-II	If=45.05kA			
35	Soro	15/07/23	11:12	14:09	2:57	132kV Soro - Chandipur feeder	**At Soro end:-** Master Trip Relay, DP:- Zone-1, CA-T, Location=9.17km, IR=2.147kA, IY=47A, IB=2.178kA, G=1.907kA ,Group-1 **At Chandipur end:-** Zone-1, P5V-Operated, R-B (G), Distance=34.71km, IR=1.72kA, IY=42A, IB=1.721kA, Van=26.7kV, Vbn=78.21kV, Vcn=28.39kV		After patrolling no fault found	
36	Brajrajnagar	15/07/23	11:15	11:48	0:33	132kV Brajrajnagar - RTSS Kechhobahal feeder	FL=Rph-E, Ia=40.114A, Ib(Iy)=3mA, Ic=59mA, In=40.110A			
			11:15	12:33	1:18	132kV Budhipadar - Remja feeder	**At Budhipadar end:-** D/P operated(make-Schneider Micom P442),FL=Rph-E,zone-2,FD=9.719KM,Ia=6.533KA,Ib=235.3A,Ic=374.6A,Fault duration=0.000s **At Remja end:-** D/P operated: FL= Rph-E, FD=9.7km, IL1=6.53kA, Zone 2, M/T operated.			Weather was Rainy and Lightning
			11:15	13:16	2:01	220/132/33kV 160 MVA Auto TFR-II	differential trip			Weather was Rainy and Lightning
			11:15	11:30	0:15	132/33 KV TRF-V(NGEF)	Dir E/F operated, M/T operated, Ia=92.904A, Ib(Iy)=69.960A, Ic=87.501A, In=250.840A			
			11:23	12:16	0:53	132kV Jharsuguda - Budhipadar ckt-I	O/C, E/F, Ia= 0.838kA, Ib=0.204kA, Ic=0.158kA			
37	Therubali	16/07/23	14:08	17-07-23 13:09	23:01	220kV Therubali - Laxmipur ckt-II	**At Therubali end:-** Yph-Bph-T, Z-1, 4.66km, Ia= 217A, Ib= 8.24kA, Ic= 6.78kA **At Laxmipur end** :- B ph G, Z-1, 40.28km, Ir= 16.25A, Iy= 23A, Ib= 2.97kA			
38	Nimapara	17/07/23	10:51	10:59	0:08	132kV Samangara - Puri feeder	Source failure			Supply availed from 132kV Nimapara. Source failed due to trip of 132kV Pratapsasan supply. Heavy sound observed at S/Y. L/C taken and
			10:53	11:47	0:54	132kV Nimapara - Pratapsasan feeder	**At Nimapara end:-** Zone-2, CN , Dist-33.7km, Ia=657A, Ib=752A, Ic=1.92kA			Remote End:-Z2, CN ,D=73.39KM, Ia=0.66KA, Ib=0.75kA, Ic=1.93KA,
39	Budhipadar	18/07/23	5:56	19:52	13:56	220kV Budhipadar - Raigarh feeder	**At Budhipadar end:-** D/P I operated(make-Siemens Siprotec 7SA52), FL=Rph-E, zone-1, FD=65.5KM, Ia=2.6KA, Ib=0.03KA, Ic=0.03KA, D/P II operated (make-ALSTOM Micom P444), FL=Rph-E, zone-1, FD=64.95KM, Ia=2.616KA, Ib=35.98A, Ic=32.51A, Fault duration=66.73ms **At Raigarh end** :- Zone 1, F.L-Rph-E, M1 (F.D-84 Km,FC-12.94KA), M2(F.D-6.26 Km, FC-13.07 KA)		On patrolling it was found Conductor snapping near Gantry at Raigarh end.	
40	Budhipadar	18/07/23	23:12	23:56	0:44	132kV Budhipadar - MSP feeder	No relay indication		weather Clear and no fault found.	
41	Nimapara	19/07/23	12:33	12:49	0:16	132kV Pratapsasan - Puri feeder	**At Nimapara end**:- Zone-1, BN, Ia=659A,Ib=1.967kA, Ic=301A, Dist-22.64km **(132KV Puri feeder availed power supply from Pratapsasan end through Nimapara grid 132kV reserve bus)** **At Pratapsasan end:-** Z2 ,BN, Ia=659A, Ib=1967A, Ic=0.3kA, Dist-59.85km, AR Not Successful **At Puri end:-** Zone-1, Ia= 662A, Ib=378A, Ic=322.8A, Breaker didn't trip			
			12:49	12:56	0:07	132kV Pratapsasan - Puri feeder	**At Nimapara end:-** Z1, SOTF, BN, Ia=8.5A, Ib=1.7kA, Ic=9.83A **At Pratapsasan end**:- Z2, SOTF, BN, Ib=1.70kA, Dist-55.68km			Test charged but did not stand due to fault in 132KV Nimapara-Puri line ,So at 12:56 Hrs 132kV Pratapsasan-Nimapara feeder charged
42	Angul	20/07/23	13:40	14:10	0:30	132kV Angul - MCL circuit-I	O/C(R-ph)&E/F		40MVA TFR-II R-ph CT bursted at MCL end	
43	Kuchinda	20/07/23	19:19	21-07-23 06:58	11:39	132kV Kuchinda - SMC feeder	tripped ph B, Distance Protection, Zone1, Fault location=35.83km, Ia=11.07A, Ib=848.1A, Ic=9.985A		Tripped from both end	
44	Budhipadar	21/07/23	7:55	8:35	0:40	132kV Budhipadar - MSP feeder	**At Budhipadar end:-** B/U relay(make-AREVA Micome P127) Rph-E fault, SOTF, M/T operated		Snake fault inside S/Y of MSP plant	
45	Mendhasal	21/07/23	9:43	10:42	0:59	220/132kV 100MVA AUTO-I	IL1=0.11kA, IL2=0.10kA, IL3=0.13kA			
46	Meramundali	21/07/23	12:27	14:08	1:41	400kV Meramundali - Lapanga ckt-II	**At Meramundali end:-** DTT received from Lapanga end **At Lapanga end:-** B/U, O/C pick up			ERLDC S/ON Code-705
47	Bhanjanagar	21/07/23	13:16	13:20	0:04	220kV Bhanjanagar - Therubali ckt-I	**At Bhanjanagar end** :- A/R Operated, AN, Zone-1, Dist-29.15, IA=3.18kA **At Therubali end**:- AN, Zone-1, Dist-133.9km, IA=1.3kA			

48	Budhipadar	21/07/23	13:53	19:04	5:11	132kV Budhipadar - Kalunga feeder	**At Budhipadar end:**- D/P operated(make-ALSTOM Micom P444), FL=R,Y,B ph, zone-1, FD=30.56KM, Ia=3.474KA, Ib=5.537KA, Ic=4.179KA, Fault duration=74.88ms **At Kalunga end:**- D/P operated(make-Schneider Micom P444), FL=R,Y,B ph, zone-1, FD=82.87KM, Ia=1.457KA, Ib=1.896KA, Ic=1.5KA, IN=589.5A, Fault duration=61.5ms			weather-lightning & rain.	
			13:53	18:52	4:59	132kV Budhipadar - Bamra feeder	**At Budhipadar end**:- D/P operated(make-ALSTOM Micom P444), FL=R,Y,B ph, zone-1, FD=27.3KM, Ia=3.596KA, Ib=452.9A, Ic=3.68KA, Fault duration=63.23ms **At Bamra end**:- D/P operated(make-GE Micom P442), FL=R-B ph, zone-1, FD=21.84KM, Ia=3.3KA, Ib=444.9A, Ic=3.55KA			weather-lightning & rain.	
49	Angul	21/07/23	18:05	18:21	0:16	132kV Angul - Chainpal feeder	**At Angul end:**- Tripped on DP Relay, Fault loop-L1N, Fault current - 2.83KA, Fault abs. distance-7.42km **At Chainpal end:**- No tripping			Due to 132kV Angul -MCL ckt-I feeder fault. Weather- Lightening and Thunderstrom	
			18:05	22-07-23 08:15	14:10	132kV Angul - MCL circuit-I	O/C(R-ph)			250KVA Station TFR bursted and DC problem at MCL end	
50	Nimapara	22/07/23	8:50	8:50	0:00	132kV Nimapara - Chandaka feeder	**At Nimapara end:**- Zone-1, CN, D=37.45km, Ia=160A, Ib=244kA, Ic=1.26kA, AR Successful at Nimapara end **At Chandaka end:**- Z1, CN, D=12.7km, Ia=146A, Ib=249.8A, Ic=7.4kA, AR Successful at Chandaka end				
51	Angul	22/07/23	13:26	18:49	5:23	132kV Angul - Chainpal feeder	**At Angul end:**- Tripped on DP Relay, Fault loop-L1N, Fault current - 3.56kA, Fault abs. distance-4.85km **At Chainpal end:**- Distance Protection, Z1, L1N, Distance 8.78km, IA=3.68kA			Weather- Lightening and Thunderstrom, Delay in charging - Due to tripping R phase high bus drop to breaker side isolator was opened and R phase jumper from line CT to line isolator was damaged at GSS Chainpal end.	
52	Cuttack	22/07/23	13:55	23-07-23 17:33	27:38	220kV Cuttack - Pratapsasan ckt-II	Active group - 2, Started Ph: R N, Tripped Ph: R Y B, Trip Zone 1, Fault Location: 10.48km, Fault Resistance: 28.05ohm, IR: 3.435kA, IY: 5.093A, IB: 5.979A, VRN: 101.8kV, VYN: 135.8kV, VBN: 127.2kV, (R-ph is the bottom conductor, weather: windy)			(Line under EHT(L) Div Cuttack) The line was idle charged for anti-thept. After line patrolling, at 16:47Hrs 220kV Cuttack-Pratapsasan Ckt-II was charged but did not stand and tripped immediately with same relay	
53	Cuttack	22/07/23	16:47	17:07	0:20	220kV Cuttack - Pratapsasan ckt-I	No relay indication			(Line under EHT(L) Div Cuttack) The line was idle charged for anti-theft. After line patrolling, at 16:47Hrs 220kV Cuttack-Pratapsasan Ckt-II was charged (which tripped earlier at 13:55Hrs) but	
54	Anandapur	23/07/23	10:10	10:33	0:23	132kV Anandapur - Jajpur Road circuit-I	**At Anandapur end:**- DP, Zone-1, Fault type-CG, Fault location-5.2km, Ia-0.25k, Ib-0.21kA, Ic-2.13kA, Va-83.64kV, Vb-84.93kV, Vc-12.57kV **At Jajpur Road end:**- DP, Zone-1, Fault location-23.61km, Ia-0.24kA, Ib-0.214kA, Ic-2.546kA, Va-97.8kV, Vb-38.53kV, Vc-80.17kV			Transient fault	
55	Therubali	23/07/23	12:24	12:30	0:06	220kV Therubali - Gunpur feeder	**At Therubali end**:- AGT, Z-2, 61.50 km, Ia=2.5kA **At Gunupur end:**- A/R successful				
56	Cuttack	25/07/23	09:10	27-07-23 14:55	53:45	220kV Cuttack - Pratapsasan ckt-II	Active group - 2, Started Ph: R Y N, Tripped Ph: R Y B, Trip Zone 1, Fault Location: 4.165km, IR: 6.79kA, IY: 6.71kA, IB: 5.92A			(Line under EHT(L) Div Cuttack) The line was idle charged for anti-thept.Late charging of the fdr was done due to Hon'ble President's visit to Cuttack on 26.07.2023. Also 89A isolator alignment	
57	Bhanjanagar	25/07/23	11:10	11:14	0:04	220kV Bhanjanagar - Therubali ckt-II	**At Bhanjanagar end**:- A/R Operated, CN, Zone-1, Dist-92.1km, IC=1.53kA **At Therubali end**:- CN, Zone-1, Dist-92.9km, IC= 1.99kA				
58	Birmaharajpur	25/07/23	11:14	16:49	5:35	132kV Birmaharajpur - Sonepur feeder	Dist Prot Relay (Zone-1) Tripped on B phase			132kV Lighting Arrester, B phase was burst/Failure of 132kV Line, Sonepur	
59	Therubali	25/07/23	13:11	27-07-23 16:32	51:21	220kV Therubali - Indravati ckt-III	**At Therubali end:**- Yph-T, Z-1, 58.24km, Ib= 2.2kA **At Indravati end:**- Yph-N, Z-1, 40.8km, Iy=2.8kA			Y-ph insulator string burst at Location No-190	
60	Balasore	25/07/23	14:40	20:33	5:53	132kV Balasore - Udala feeder	**At Balasore end:**- DP relay: B-G-T, Z-I, Dist-21.39Km, Ia=98 A, Ib=3092A, Ic=195A **At Udala end:**- DP, Y-Ph pickup, Z1 trip, Dist-26km, Ia=0.12kA, Ib=0.99kA, Ic= 0.20kA, Loop=Yph-E, B/U relay: Y-Phase pickup, Facia: DP operated, GR-A/B trip relay operated			The fdr was charged at Udala end 15:10hrs but tripped immediately on same fault. The suspension insulator was damaged.	
61	Paradeep	26/07/23	12:49	12:57	0:08	132kV Paradeep - Tirtol feeder	Z1, C-G, Ia-156A, Ib-255A, Ic-2.7kA, Dist-27.8km			Due to heavy rain and lightening	
62	Narendrapur	27/07/23	2:01	2:01	0:00	220kV Narendrapur - Atri ckt-II	**At Narendrapur end:**- Tripped on distance fault. Facia- Main-I Operated, A/R Operated. Main-I(MicomP442), A to N, Zone-I, Dist-43.77km, Ia-2.302kA, Ib-231.7A, Ic-86.63A, Fault Resistance-3.347Ohm. Main-II(MicomP444), A to N, Zone-I, Dist-43.76km, Ia-2.179kA, Ib-227.0A, Ic-90.37A, Fault Resistance-3.408Ohm **At Atri end:**- Main-I (MicomP442), R to G, Zone-I, Dist-95.09km, Ia-1.559kA, Ib-199.8A, Ic-34.81A, Main-II(GED60), R to G, Zone-I, Dist-96.4km, Ia-1.597kA, Ib-0.202kA, Ic-0.040kA				
63	Kesura	27/07/23	9:58	10:27	0:29	132kV Kesura - Ranasinghpur feeder	**At Kesura end:**- R ph O/C, Zone 1, Dist= 17.01km, IR=3.275A, IY=6.234A, IB=6.198kA **At Ranasinghpur end:**- H/T			Weather Condition: Rainy Feeder charged after patrolling. No fault was found.No interruption to load.	
64	Narendrapur	27/07/23	10:46	11:32	0:46	220kV Narendrapur - Gunupur feeder	**At Narendrapur end:**- Tripped on distance fault. Facia- Main-I & Main-II operated. Main-I (MicomP444) fault details:- A-N Trip, Zone-II, Dist-155.7km, Ia-913A, Ib-347.9A, Ic-54.72A, Fault Resistance-27.89Ohm, Main-II(SEL311C) fault details:-A-N Trip, Zone-II, Dist-119.97km, Ia-1132A, Ib-61A, Ic-59A, Ig-1182A **At Gunupur end:**- Main-i(MicomP444) fault details:- A to N Trip, Dist-8.117km, Zone-I, Ia-2.752kA, Ib-361.7A, Ic-10.62A, Fault Resistance-13.89Ohm				
65	Katapali	27/07/23	12:22	17:43	5:21	220kV Katapali - Hindalco ckt-II	Tripped with Main I& Main II distance protection operated. ABB RED670(Main I) Relay- Ir=304.31A, Iy=357.57A, Ib=8.189kA, Dist-4.05km, GZIV Relay(Main II)- Ir=265.8A, Iy=309A, Ib=7.2kA, Dist-13.334km				
66	Budhipadar	27/07/23	17:51	18:17	0:26	220kV Budhipadar - Lapanga ckt-I	**At Budhipadar end:**- D/P operated: Bph to E fault loop, Zone 2, Dist-15.52km, IL2- 7.732kA, In- 1.071kA **At Lapanga end:**- D/P operated: Bph to E fault loop, Zone 1, Dist-7.4km, IL2- 6.9kA (not tripped)			Tripped due to lightening and rainfall at from Budhipadar end	
			17:51	19:04	1:13	220kV Budhipadar - Lapanga ckt-II	**At Budhipadar end:**- D/P operated: Bph to E fault loop, Zone 2, Dist-15.62km, IL2- 7.771kA **At Lapanga end:**- D/P operated: Bph to E fault loop, Zone 1, Dist-7.4km, IL2- 6.8kA			Tripped due to lightening and rainfall at both ends	
			17:55	28-07-23 15:08	21:13	132kV Lapanga - SMC feeder	**At Lapanga end:**- B/U, O/C, IR=10.8kA, IY=9.9kA, IB=0.06kA			onductor damaged at Lapanga switchya	
			18:09	19:02	0:53	220kV Budhipadar - IB ckt-II	**At Budhipadar end:**- D/P operated: Bph to E fault loop, Zone 2, Dist-15.52km, IL2- 7.732kA, In- 1.071kA **At IBTPS end:**- D/P operated: Bph to E fault loop, Zone 1, Dist-8.2km, IL2- 7.4kA			Tripped due to lightening and rainfall at both ends	
			18:09	19:55	1:46	220kV Budhipadar - IB ckt-I	**At Budhipadar end:**- D/P operated: Bph to E fault loop, Zone 1, Dist-6.8km,IL1- 1.27kA, IL2- 7.732kA, IL3- 1.4kA **At IBTPS end:**-D/P operated: Bph to E fault loop, Zone 1, Dist-9.4km, IL2- 6.99kA			Tripped due to lightening and rainfall at both ends	

67	Bargarh	27/07/23	20:13	20:28	0:15	132kV Bargarh - Thuapali feeder	**At Bargarh end**:- Zone-2, Bph-E, Dist-33.69km, IR=8A, IY=9A, IB=1410A **At Thuapali end**:- Zone-1,Bph-E, Dist-1.5km, IR=0.30kA, IY=0.13A, IB=2.63kA		Heavy rain & Thunderstorm at Thuapali end		
68	Meramundali	28/07/23	12:16	13:07	0:51	220kV Bus Coupler	B/U:-B-E,IB=14.9 KA				
69	Meramundali	28/07/23	12:16	20:43	8:27	220kV Meramundali - TTPS ckt-II	**At Meramundali end:**- Main-I:-B-E, IB=21.17kA, Dist=1.89km, Zone-1, Main-II:-Y-B-E, IY=395.1 A, IB=20.45kA, Dist=6.14km, Zone-1 **At TTPS end:-** B-E, IB=11.5kA, Dist=7.84km, Zone-1				
70	Budhipadar	28/07/23	12:38	29-07-23 01:31	12:53	220kV Budhipadar - Korba ckt-I (previously Korba-II)	**At Budhipadar end:**- D/P operated(make-ALSTOM Micom P444): Rph to E fault loop, Zone 2, Dist-152.9km, IL1- 1.103kA, IL2- 42.2A, IL3-85.36A, fault duration=393.9ms **At Korba end:-** Trip phase B, E/F, Z1, (AEG), CB-ON, Micom-no indication			Line is idle charged from Budhipadar end due to CB problem at Korba KTPS end	
			12:38	29-07-23 01:33	12:55	220kV Budhipadar - Korba ckt-II (previously Korba-III)	**At Budhipadar end**:- D/P operated(make-AREVA Micom P444): Rph to E fault loop, Zone 2, Dist-196.7km, IL1- 250.5A, IL2- 127.8A, IL3-340.7A, fault duration=854.4ms **At Korba end:-** Trip phase A, E/F, Z-I,II,III (AEG), CB-ON, Micom-no indication			Line is idle charged from Budhipadar end due to CB problem at Korba KTPS end and CB charged from Korba KTPS end at 14:04hrs ,dt-29.07.23 .P/S made through.	
71	Therubali	28/07/23	14:23	14:48	0:25	220kV Therubali - Bhanjanagar ckt-I	**At Therubali end:-** AN, Z-1, 122.2km, Ia= 1.49kA **At Bhanjanagar end:-** AN, Z-1, 40.76km, Ia= 3.14kA				
72	Therubali	28/07/23	15:39	29-07-23 17:42	26:03	220kV Therubali - Indravati ckt-III	**At Therubali end:-** AGT, Z-1, 63.35km, Ia=2.2kA **At Indravati end:-** AN, Z-1, 40.2km, Ia= 3.3kA		R-ph insulator string burst at Location No-202		
73	Mendhasal	28/07/23	18:34	18:52	0:18	220kV Mendhasal - Nayagarh feeder	Ia=3.60kA, Ib=3.95kA, Ic=3.72kA, Dist=66.2km				
74	Jayanagar	29/07/23	6:31	6:48	0:17	220kV Jayanagar - Balimela ckt-I	DP operated, Zone-1, Y-N, Dist-68.96km, If-2.38kA				
75	Tarkera	29/07/23	7:23	30-07-23 14:20	30:57	220kV Tarkera - Bonai feeder 220kV Tarkera - Rengali feeder	MT			SPS	
76	Therubali	29/07/23	10:38	10:46	0:08	220kV Therubali - Gunpur feeder	**At Therubali end:-** DP Relay: AGT, Z-2, 30.12km, Ia=2.9kA, Back-up Relay: R-ph O/C, Ir= 2.98kA **At Gunupur end:-** AN, Z-1, Ia= 477A				
77	Budhipadar	29/07/23	16:28	17:34	1:06	132kV Budhipadar - Kalunga feeder	**At Budhipadar end:**- D/P operated(make-ALSTOM Micom P444): R-B ph to E fault loop, Zone 2, Dist-99.94km, IL1- 1.607kA, IL2-23.87A, IL3-1.533KA, fault duration=417.2ms **At Kalunga end:**- D/P operated: R-B ph to E fault loop, Zone 1, Dist-7.33km, IL1-5.46kA, IL2- 254A, IL3-5.963KA, fault duration=69.98ms		weather-lightening and rain		
78	Rajgangpur	29/07/23	16:28	17:49	1:21	132kV Rajgangpur - Tarkera ckt-II	AGT, IA=2922A, IB=316, IC=334, IG=2272, Dist=16.64km, Zone=1		Heavy rainfall and lightening		
79	Joda	29/07/23	17:31	17:57	0:26	220kV Joda - TTPS ckt-II	**At Joda end:-** DP Main-I relay : Zone-I, A/R Success, Dist=15.83km, Fault Current:- Ia=119.6A, Ib=1.485kA, Ic=82.83A, VAN=146.7kV, VBN=17.89kV, VCN=146.3kV, DP Main-II relay: Zone-I, A/R Success, Fault Phase:- BGT Dist=13.60km, Fault Current:- A=122A, B=1552A, C=89A, N=1753A, G=1753A **At TTPS end**:- DP relay:- Zone-I, Dist=111.2km, Fault Current:- Ia=99.74A, Ib=1.23kA, Ic=37.92A				
80	Rajgangpur	29/07/23	18:00	18:51	0:51	132kV Rajgangpur - Bamra feeder	E/F, IA=4.737kA, IB=89.61A, IC=206A, Zone-I, Dist=6.89km, Master trip operated		Heavy rainfall and lightening		
81	Budhipadar	29/07/23	19:08	19:08	0:00	220kV Budhipadar - Lephripada feeder	**At Budhipadar end:**- A/R successful. D/P operated D/P-1(make-SIEMENS 7SA52): Y-ph to E fault loop, Zone 1, Dist-0.5km, IL1-0.1kA, IL2-22.89KA, IL3-0.09KA, D/P-2 (make-ALSTOM Micom P444) Y-ph to E fault loop, Zone 1, Dist-0.0km, IL1- 131A, IL2-23.7KA, IL3-100.6A, fault duration=60.22ms **At Lephripada end:-** CB did not trip		weather-lightening and rain		
82	Meramundali	29/07/23	19:18	22:56	3:38	132kV Meramundali - RML FAD feeder	**At Meramundali end:-** B-E, IB=10.43kA, Dist=3.8km, Zone-1				
83	Lapanga	29/07/23	20:00	20:50	0:50	132kV Lapanga - Burla PH ckt-II	**At Lapanga end:-** MAIN:- Dist=12km, Ir=0.01kA, Iy=0.01kA, Ib=6.78kA, Zone-1				
84	Joda	24/07/23	15:41	16:28	0:47	220kV Joda - Ramchandrapur feeder	**At Joda end**:- DP Main-I relay: Zone-I, FL: ABN, FD=21.66km, Fault Current: Ia=2.440kA, Ib=2.502kA, Ic=446.7A, VAN=33.61kV, VBN=38.79kV, VCN=125.8kV, DP Main-II relay:- Zone-I, Dist=22.61km, FL: ABT, Fault Current:- A=2521A, B=2629A, C=422A, N=2963A, G=2958A **At Ramchandrapur end:-** DP relay:- Zone-I, FL:N/A, Dist=109.3km, Fault Current:N/A				
85	Kesura	24/07/23	18:01	18:03	0:02	132kV Kesura - Ranasinghpur feeder	**At Kesura end:**- during protection trip checking. Feeder was kept at idle charged from Kesura end. **At Ranasinghpur end:**- H/T		Protection check was undergo by E&MR BBSR. Matter was intimated to SLDC beforehand. No interruption to load.		
86	New Duburi	29/07/23	21:45	30-07-23 00:48	3:03	220kV New Duburi - EMAMI feeder	**At New Duburi end:-** FACIA:- MAIN-1 & MAIN-2 DP Operated, Zone-1, MAIN-I:- DP Operated, R-PH Trip, E/F Trip, Zone-1 TRIP, IL1-5.08kA, IL2-0.05kA, IL3-0.03kA, Dist=2.5km, Main-II:- Any Trip R-ph PU RYB-Trip Zone-1, IA-4.842kA, IB-55.46A, IC-39.95A, Dist-1.837km, Back up-OC PU ON, L1-E PU, EF PU		No physical fault found at fault location		
87	Budhipadar	29/07/23	22:02	22:52	0:50	132kV Budhipadar - Kalunga feeder	**At Budhipadar end:**- D/P operated (make-ALSTOM Micom P444): R-ph to E fault loop, Zone 1, Dist-32.74km, IL1- 2.695kA, IL2- 151.4A, IL3-190.1A, fault duration=73.23ms **At Kalunga end:**- D/P operated:- R-ph to E fault loop, Zone 1, Dist-46.8km, IL1- 1.226kA, IL2- 147.0A, IL3-189.5A, fault duration=53.27ms		weather-lightening and rain		
88	Meramundali	29/07/23	22:17	30-07-23 11:16	12:59	220/132kV 100MVA AUTO-II	**220kV Side:-**PRV Trip, M/T **132kV Side:-** M/T				
89	Gondia	29/07/23	22:18	23:25	1:07	132kV Gondia - TTPS feeder	**At Gondia end:-**DP, Z-1, Dist-71.9km, Ib=1kA		Weather - Heavy rainfall at TTPS end		
90	Budhipadar	29/07/23	23:03	30-07-23 00:01	0:58	220kV Budhipadar - Raigarh feeder	**At Budhipadar end:**- A/R successful. D/P operated D/P-1(make-SIEMENS 7SA52): B-ph to E fault loop, Zone 1, Dist-27.4km, IL1-0.32kA, IL2-0.4kA, IL3-5.49kA, D/P-2 (make-ALSTOM Micom P444) B-ph to E fault loop, Zone 1, Dist-27.65km, IL1- 319.2A, IL2-408.8A, IL3-5.427kA **At Raigarh end**:- DP operated, B ph-E fault loop, fault dist=55km, IL3=3.0kA				weather-lightening and rain
			23:06	23:28	0:22	132kV Budhipadar - Lakhanpur feeder	**At Budhipadar end**:- D/P operated (make-AREVA Micom P441): B-ph to E fault loop, Zone 1, Dist-5.284km ,IL1- 77.89A, IL2- 99.42A, IL3-14.55kA, fault duration=76.72ms **At Lakhanpur end:-** D/P operated:- B-ph to E fault loop, Zone 1, Dist-19.5km, IL3-2.48kA				
91	Budhipadar	30/07/23	2:37	2:57	0:20	132kV Budhipadar - Bamra feeder	**At Budhipadar end:-** D/P operated (make-ALSTOM Micom P444): R-ph to E fault loop, Zone 1, Dist-18.88km, IL1- 4.076kA, IL2- 71.38A, IL3-205.2A, fault duration=68.34ms **At Bamra end:-** D/P operated:- R-ph to E fault loop, Zone 1, Dist-29.36km,IL1- 1.98kA, IL2- 83.19A, IL3-207.1A		weather-lightening and rain		

92	Tarkera	30/07/23	6:28	7:44	1:16	220kV Tarkera - Bamra feeder	**At Tarkera end:-** DP1:- Loop- L3_N, Zone-1, Dist-6.2353km, IL1=104.14A, IL2=180.97A, IL3=11.754kA, IN=11.901kA, DP2 : Zone-1, Dist= 6.34km, Fault Duration=75.31msec, IA=114.3 A, IB=186.2 A, IC= 11.69kA, Loop:- C-N, MT Operated **At Bamra end:-** DP: Zone-1, Loop-C-N, Dist-52.1km, IA=146.7A, IB=321.4A, IC=2.294 kA, fault duration=45.19msec, MT operated		No fault found during line patrolling as informed by SDO, T/L S/D Rajgangpur	
93	Nimapara	30/07/23	10:07	10:17	0:10	132kV Nimapara - Chandaka feeder	**At Nimapara end:-** Zone-1 , AN, Dist-37.29km, Ia=1.10kA, Ib=14.34A, Ic=14.04A, AR Successful at Nimapara end **At Chandaka end:-** Z1, AN, Dist-25.78km, Ia=2.88kA, Ib=153.3A, Ic=229.6A, AR blocked at Chandaka end			
94	Rourkela	31/07/23	14:18	14:51	0:33	132kV Rourkela - Joda feeder	ABCT, Zone 1, Location 42.84km, Ia=2999A, Ib=3284A, Ic=2935A, In=0A, Ig=223A			
95	Kendrapada	31/07/23	15:38	16:40	1:02	132kV Kendrapada - Paradeep ckt-II	**At Kendrapada end:-** DP, Zone-1, Dist=22.39km, R-ph, IA=542.8A, IB=89A, IC=233A **At Paradeep end:-** DP, Zone-1, Dist=3.5km, R-ph, IA=6.67kA, IB=83.19A, IC=238.6A		Weather- Heavy Rainfall & Thunderstorm	
96	Brajrajnagar	31/07/23	16:19	17:22	1:03	132kV Brajrajnagar - MCL ckt-II	D/P operated, Rph-E, Zone 1,FD=26km, IL1=2.22kA, IL2=0kA, IL3=0kA		The feeder (Idle charged) tripped at Brajrajnagar end only. Weather: Heavy Lightning and rain	
97	Khurda	31/07/23	16:24	17:20	0:56	132kV Khurda - Mendhasal feeder	**At Khurda end**:- C-G, Zone-1, Dist-10.613km, Ia=164.8A, Ib=246.4A, Ic=4.893kA, In=4.9168kA **At Mendhasal end:-** Zone-2, Dist-16.9km, Ib=4.94kA		Due to thunderstorm,lightning and raining Tripped at Khurda end only. At Msal end A/R successful	
98	Kendrapada	31/07/23	16:31	17:02	0:31	132kV Kendrapada - Salipur feeder	**At Kendrapada end:-** DP, Zone-1, Dist=17.4km, R-Y ph, IA=2.085kA, IB=2.081kA, IC=8.146A		Line was idle charged from Kendrapada end	
99	Banki	31/07/23	17:34	18:06	0:32	132kV Banki - Nuapatna feeder	R-ph, O/C, E/F, Dist=4.1km, IR=3.8kA			

SYSTEM DISTURBANCE IN THE MONTH OF JULY- 2023
(B) TRIPPING OF Line / EQUIPMENT WITH LOAD LOSS

Sl. No.	Sub-Station	Date	From	To	Duration	Lines / Equipments / Generating Units Tripped	Relay Indication / Cause	Grid Sub-stations affected (it can be more than one)	Area interruption period	Remarks	Energy Loss (In MU)
1	Bhawanipatna	01/07/23	19:37	19:41	0:04	132kV Bhawanipatna - RTSS Lanjigarh feeder	O/C	Bhawanipatna RTSS	0:04		1.13747E-05
2	Joda	03/07/23	11:27	16:38	5:11	132kV Joda - Palasponga feeder	**At Joda end:-** DP relay:- Zone-II, FL: L3-N, FD=46.038km, Fault Current:- Ia=209.25A, Ib=460.24A, Ic=2000.37A **At Palasponga end:-** DP relay:- Zone-I, CGT, Dist=1.43km, Fault Current:- Ia=231A, Ib=463A, Ic=530A, Ig=1090A	Palasponga,ESIL,MSP,OSISL,Karanjia,Dhenkikote	0:27	B-Ph LA of Joda incomer burst at Palasponga end.	0.028986299
			11:34	11:51	0:17	132kV Dhenkikote - Karanjia feeder	source fail from Karanjia end				
3	Palasponga	03/07/23	12:20	12:58	0:38	132kV Palasponga - Karanjia feeder	Source failure	Palasponga,ESIL, MSP,OSISL,Karanjia, Dhenkikote, Rairangpur Bangiriposi	00:38 00:27	Due to over loading	0.052987978
4			12:22	12:57	0:35	132kV Karanjia - Rairangpur feeder	**At Karanjia end:-** DP relay:- General Trip, R-G, Y-G, Zone-4, Trip time=1ms, Distance pick up=L12, I4=0.18kA, IL2=0.16kA, IL3=0.13kA, Dist=-4.2km				
5			12:23	12:50	0:27	132kV Rairangpur - Bangiriposi feeder	Tripped at Kuchei end. Source failure				
6			12:23	12:55	0:32	132kV Dhenkikote - Karanjia feeder	source fail from Karanjia end				
7			12:25	12:42	0:17	132kV Bangiriposi - Kuchei PGCIL ckt-I	NIL			Tripped at Kuchei grid end due to over drawal	
8			12:25	12:47	0:22	132kV Bangiriposi - Kuchei PGCIL ckt-II (Anti-theft charged from Bangiriposi end upto loc. No.-01)	NIL			Incomer failure	
9			12:25	12:47	0:22	132/33kV 12.5MVA Trf-1	NIL			Incomer failure	
10			12:25	12:47	0:22	132/33kV 12.5MVA Trf-2	NIL			Incomer failure	
11	Argul	03/07/23	14:15	14:30	0:15	132kV Argul - Atri ckt-I & Atri ckt-II	No relay indication	Argul	0:15	Incoming power supply failed from Atri end.	0.01014062
12	Joda	04/07/23	3:55	4:10	0:15	132kV Joda - Banspani RTSS feeder	**At Joda end:**- B/U relay:- O/C, FL: L1-L2, Fault Current:- Ia=0.27kA, Ib=0.26kA, Ic=0.00kA **At Palasponga end:-** DP relay:- Zone-I, CGT, Dist=1.43km, Fa	Banspani RTSS	0:15		0.001717893
13	Mania	04/07/23	14:23	14:44	0:21	132kV Mania - OCL feeder	**At Mania end:-** Event details -DP relay operated, Event -AGT, Zone-1, Location -2.23 KM, Ia-3603A -68°, Ib-86A -119°, Ic-121A +126°, In-3541A 110°, Ig-3542A -70°, Fault location angle 70.58°	OCL	0:21	At OCL end CB did not trip. Weather Condition at Mania- Lightening and raining	0.002809676
14	Kesinga	04/07/23	17:35	17:47	0:12	132kV Kesinga - Khariar feeder	DP, Zone-1, Dist-39.33km	Khariar, Kantabanji.Kantabanji RTSS	0:12		0.008511591
15	Kesinga	05/07/23	11:44	11:57	0:13	132kV Kesinga - Lanjigarh feeder	O/C	Bhawanipatna RTSS	0:13		3.69679E-05
16	Kesinga	06/07/23	12:33	12:45	0:12	132kV Kesinga - Lanjigarh feeder	O/C	Bhawanipatna RTSS	0:12		3.41242E-05
17	Paradeep	08/07/23	3:40	4:03	0:23	132kV Paradeep - RTSS Siju feeder	O/C, R&Y-PHASE, Ia-286.2A, Ib-285.2A, Ic-0	Siju RTSS	0:23		0.002102119
18	Konark	08/07/23	17:22	17:51	0:29	132kV Konark - Nimapara feeder	No relay indication	Konark	0:29	Source failure	0.004592813
19	Konark	08/07/23	18:19	18:23	0:04	132kV Konark - Nimapara feeder	No relay indication	Konark	0:04	Source failure	0.000633491
20	Konark	08/07/23	19:16	19:29	0:13	132kV Konark - Nimapara feeder	No relay indication	Konark	0:13	Source failure	0.002058847
21	Duburi	09/07/23	7:47	7:56	0:09	132kV Duburi - Jakhapura RTSS feeder	Tripped on Backup relay	Jakhapura RTSS	0:09		0.001852137
22	Duburi	09/07/23	16:39	16:53	0:14	132kV Duburi - Jakhapura RTSS feeder	Tripped on Backup relay	Jakhapura RTSS	0:14		0.002881102
23	Brajrajnagar	09/07/23	20:51	21:29	0:38	132kV Brajrajnagar - Budhipadar feeder	Fault Due to Grid Disturbance.	Brajrajnagar,Kechhobahal RTSS	0:53	33kV Sargipali feeder tripped at 20:51 hrs. Simultaneously, there was a heavy spark at 132kV S/Y. Therefore, the said feeeders H/T. After physical inspection of S/Y and isolating the faulty	0.022940891
			20:51	21:43	0:52	132kV Brajrajnagar - Lakhanpur feeder					
			20:51	21:34	0:43	132kV Brajrajnagar - RTSS Kechhobahal feeder					
			20:51	21:40	0:49	132kV Brajrajnagar - MCL ckt-II					
			20:51	21:30	0:39	132/33kV TRF-I(NGEF)				33kV side of 132/33kV TRF-I tripped on E/F & M/T operated due to 33kV Sargipali feeder's fault. Simultaneously, due to	
			20:51	21:32	0:41	132/33kV TRF-III(HHE)				33kV side of 132/33kV TRF-III tripped on E/F & M/T operated due to 33kV	
			20:51	21:31	0:40	132/33kV TRF-IV(T & R)	Ia=957.316A, Ib(Iy)=1221.255A, Ic=1004.006A, In=556.715A			Due to 33kV Sargipali feeder's fault.	
			20:51	21:48	0:57	132/33kV TRF-V(NGEF)	Fault Due to Grid Disturbance.			33kV side of 132/33kV TRF-III tripped on E/F & M/T operated due to 33kV Sargipali feeder's fault. Simultaneously, due to heavy spark at 132kV S/Y H/T the said TRF. The said TRF charged at 21:48 hrs but immediately tripped.	
			20:51	21:49	0:58	132/33kV TRF-V(NGEF)	Dir E/F operated, M/T operated, Ia=262.92A, Ib(Iy)=324.810A, Ic=246.725A, In=243.560A				
24	Bhadrak	10/07/23	6:53	8:11	1:18	132kV Bhadrak - DPCL ckt-I	Triped on active group-I, Tripped phase-ABC, Ia=1.03kA, Ib=1.13kA, Ic=919.5A, In=76.22A, Vab=11.6kV, Vbc=116.1kV, Vca=112.6kV, Vn=0.23V	Dhamra Port	1:18		0.009675287
25	Chandbali GIS	10/07/23	9:55	9:59	0:04	132kV Chandbali -Olaver ckt-I & II	Source failure	Chandbali, Rajnagar,Olaver	0:04		0.002082299
						132kV Rajnagar - Pattamundai ckt-I					
						132kV Rajnagar - Pattamundai ckt-II					
						132kV Olaver - Pattamundai ckt-I & II					
26	Chandbali GIS	10/07/23	14:45	14:51	0:06	132kV Chandbali -Olaver ckt-I & II	Source failure	Chandbali, Rajnagar,Olaver	0:06		0.002313162
			14:45	14:53	0:08	132kV Rajnagar - Pattamundai ckt-I					
			14:45	14:53	0:08	132kV Rajnagar - Pattamundai ckt-II					
27	Bhawanipatna	10/07/23	16:10	16:43	0:33	132kV Bhawanipatna - RTSS Bhawanipatna feeder	O/C , E/F	Bhawanipatna RTSS	0:33		9.38415E-05
28	Duburi	11/07/23	9:45	9:53	0:08	132kV Duburi - Jakhapura RTSS feeder	Tripped on Backup relay	Jakhapura RTSS	0:08		0.001646344
29	Chatrapur	11/07/23	10:59	11:09	0:10	132kV Chatrapur - Rambha Traction feeder	(AG-T), Zone-1, Dist-22.54km, IA=2585A, IB=35A, IG=2618A	Rambha Traction	0:10	Weather Condition-Very heavy rain,lightening and thunderstrom.	0.000748634
30	Chandbali GIS	11/07/23	16:02	17:20	1:18	132kV Chandbali -Olaver ckt-I & II	Source failure	Chandbali, Rajnagar,Olaver	1:15		0.028914523
			16:02	17:17	1:15	132kV Rajnagar - Pattamundai ckt-I					
			16:02	17:17	1:15	132kV Rajnagar - Pattamundai ckt-II					

			16:03	17:18	1:15	132kV Olaver - Pattamundai ckt-I & II					
31	Kesinga	12/07/23	2:57	3:04	0:07	132kV Kesinga - Khariar feeder	DP, Zone-1, Rph, Ir=164.7A	Khariar, Kantabanji,Kantabanji RTSS	0:07		0.004965095
32	Kesinga	12/07/23	16:57	17:03	0:06	132kV Kesinga - Khariar feeder	D.P	Khariar, Kantabanji,Kantabanji RTSS	0:06		0.004255796
33	Gunupur	12/07/23	18:03	18:10	0:07	132kV Gunupur - RTSS Palasingi feeder	Tripped on Master trip relay (86A & 86B)	Gunupur RTSS	0:07		0.004638292
			18:12	18:35	0:23	132kV Gunupur - RTSS Palasingi feeder	Tripped on Master trip relay (86A & 86B)	Gunupur RTSS	0:23		
			18:52	19:13	0:21	132kV Gunupur - RTSS Palasingi feeder	Tripped on Master trip relay (86A & 86B)	Gunupur RTSS	0:21		
34	Bhadrak	15/07/23	11:13	11:24	0:11	132kV Bhadrak - Traction feeder	Tripped on backup relay, 86 optd, Y ph p/u, E/F p/u, IL1=0.00kA, IL2=7.15kA, IL3=0.01kA, DP relay operated, Started phase=BN, Tripped phase=ABC, Zone-I, Fault duration=70.06ms, Relay trip time=80.07ms, Fault location = 3.188km, Ia=0.0A, Ib=7.448kA, Ic=31.70A	Bhadrak RTSS	0:11		0.000596386
35	Karanjia	15/07/23	12:13	12:21	0:08	132kV Dhenkikote - Karanjia feeder	source fail from Karanjia end	Karanjia,Dhenkikote	0:08		0.002581568
		15/07/23	12:14	16-07-23 18:45	30:31	132kV Karanjia - Palasponga feeder	**At Karanjia end:**- Y ph-G, Zone-1, Dist=53.4km, Ir=0.28kA, Iy=0.24kA, Ib=0.21kA **At Palasponga end:**- Y ph-G, Zone -1, Dist=46.27km, Ir=282A, Iy=1452A, Ib=205A, Ig=965A			Y-ph insulator punctured at LOC No. 156 of Karanjia-Palaspanga line	
36	Akhusingh	17/07/23	4:00	4:12	0:12	132kV Akhusingh - Mohana feeder	DP Relay operated, Dist=11.67km, Zone=1, Fault type=ABT, Ia=660A, Ib=551A, Ic=25A, In=118A	Mohana	0:59	O/C & E/F	0.005525672
			4:12	17:05	12:53		DP Relay operated, Dist=11.67km, Zone=1, Fault type=ABT, Ia=30A, Ib=290A, Ic=20A			E/F	
37	Palasponga	17/07/23	13:41	13:43	0:02	132kV Palasponga - RTSS feeder	**At Palasponga end:**- Back up Relay ,O/C (R-ϕ), IA=299.5A, IB=258.12A, IC=46.79A, INM=7.326A, IND=5.843A	Palasponga - RTSS	0:02	O/C trip	0.000222387
38	Duburi	17/07/23	13:55	14:55	1:00	132kV Anandapur - Jajpur Road circuit-I	**At Anandapur end:**- DP, Zone-4, Fault location-0.5Km, Ia-1.68kA, Ib-0.11kA, Ic-0.1kA, Va-2.5kV, Vb-92.6kV, Vc-91.91kV	Agarpada,Chandikhol, Jajpur Road Anandpur	00:06 00:35		0.017907361
		17/07/23	13:55	14:56	1:01	132kV Anandapur - Jajpur Road circuit-II	**At Anandapur end:**- DP, Zone-4, Fault location-(-0.3Km), Ia-1.76kA, Ib-0.1kA, Ic-0.16kA, Va-2.3kV, Vb-91.63kV, Vc-92.43kV				
		17/07/23	13:55	14:31	0:36	132kV Agarpada - Anandapur feeder	**At Agarpada end**:- zone- Z2/Z3,Gr A/B optd. DP relay optd. Ia=0.09kA, Ib=0.08kA, Ic=0.15kA				
		17/07/23	13:55	14:14	0:19	132kV Chandikhole - Jajpur Road ckt-I	132kV Jajapur Road feeder tripped wthout any relay indication at chandikhol end. Area interruption period = 07 min as 132kV I/C Power Supply was being availed from Kendrapara end.				
		17/07/23	13:56	14:10	0:14	132kV Duburi - Jajpur Road ckt-I	Tripped on Backup relay				
		17/07/23	13:56	14:02	0:06	132kV Duburi - Jajpur Road ckt-II	Tripped on Backup relay				
39	Tusura	17/07/23	23:27	23:35	0:08	132kV Tusura - Kesinga feeder	No relay indication	Tusura,Dabugaon RTSS	0:08	Source failure	0.002646993
			23:27	23:35	0:08	132kV Tusura - Bolangir feeder				Source failure	
40	Paradeep	18/07/23	20:48	21:48	1:00	132kV Paradeep - RTSS Siju feeder	CB Tripped due to control cable cut by the miscreants & no relay trip	Siju RTSS	1:00		0.005483788
41	Kuchinda	18/07/23	20:55	21:35	0:40	132kV Kuchinda - SMC feeder	tripped ph C N, Distance protection Zone2, Fault location=48.99km, Ia=108A, Ib=322.8A, Ic=1.633kA	SMC	0:40	Tripped from SMC end. Power restored from smc end at 22:08hrs	2.03629E-06
			20:55	22:12	1:17	132/33kV TRF-I Feeder	tripped ph A, differential protection, Ia=132.9A, Ib=88.1A, Ic=40.04A				
42	Puri	20/07/23	9:43	10:09	0:26	132kV Puri - Shamuka feeder	Supply failure from Shamuka end due to automatic openeing of Isolator	Puri	0:06	Source failure	0.003028188
43	Lephripada	20/07/23	9:44	14:10	4:26	220kV Lephripada - Basundhara feeder	**At Lephripada end:**- B/U Protection operated (Siemens Siprotec 7SJ66) R,Y,B-Phase O/C, Fault current- IR- 0.34kA, IY- 0.32kA, IC- 0.35kA	Basundhara(MCL Grid)	4:26	DC System Problem(Battery) at Basundhara end	0.01179965
44	Angul	20/07/23	13:06	13:15	0:09	132kV Angul - MCL circuit-I	O/C(R-ph)	MCL	0:09	Lighting at MCL end	0.00348029
						132kV Angul - MCL circuit-II	O/C(R-ph)&E/F				
45	Malkangiri	21/07/23	8:33	8:53	0:20	220kV Malkangiri - Balimela feeder	DP, R -ϕ O/C & SOTF relay indication	Malkangiri	0:20		0.0018772
			8:33	8:53	0:20	220kV Malkangiri - Kalimela feeder	DP, R-ph O/c				
46	Barbil	21/07/23	12:56	14:03	1:07	132kV Barbil - KSP feeder	At Barbil end:- Relay- D/P Relay, Started phase:- A,B,C,N, Tripped Phase:- A,B,C, Zone-I, Fault Loc.:- 19.76km, Fault current:- Ia- 3.319kA, Ib-3.456kA, Ic- 3.497kA At KSP end:- Relay- D/P Relay, Tripped Phase:- A,B,C, Zone-I, Fault Loc.:- 17.75km, Fault current:- Ia- 321.6A, Ib-313.7A, Ic- 326.7A	Kamanda Steel Plant (RML)	1:07	132KV BARBIL-KSP fdr made idle charged and stood OK.	0.001066549
47	Akhusingh	22/07/23	14:38	14:47	0:09	132kV Akhusingh - Mohana feeder	Back up Relay operated on O/C & E/F. Dist=63.3km, Ia=50A, Ib=4700A, Ic=0A	Mohana	0:09	O/C & E/F	0.000842899
48	Meramundali	23/07/23	6:04	6:36	0:32	132kV Meramundali - BRG feeder	**At Meramundali end:-** R & B Ph Directional O/C, M/T **At BRG end:-** No tripping	BRG	0:32	No fault found	0.004389577
49	Padampur	23/07/23	13:18	13:26	0:08	132kV Padampur - Nuapada feeder	Distance Protection operated. Phase-BC, Zone-3, Location-100.6km, Ia=61.3A, Ib=897.3A, Ic=841A	Nuapada	0:08		0.001468156
50	Ghess	25/07/23	8:04	10:44	2:40	132kV Ghess - Bargarh New ckt-I	Source failure	Ghess	2:40		0.069162151
			8:04	10:44	2:40	132kV Ghess - Bargarh New ckt-I					
			8:04	10:44	2:40	40MVA 132/33kV TRF-2					
			8:04	10:44	2:40	132kV side Bus-Coupler					
			8:04	10:44	2:40	40MVA 132/33kV TRF-1					
51	Lephripada	25/07/23	12:17	12:29	0:12	220kV Lephripada - Basundhara feeder	**At Lephripada end**:- D/P opertaed, D/P-I (SIEMENS SIPROTEC 7SA52) Fault Loop- Yph-Bph, Zone-1,F.D- 10.3Kms, Fault Current- IR- 0.02KA, IY-6.08KA, IB-6,04KA, D/P-II(MICOM P444)Fault Loop Yphase-Bphase, Zone-1, F.D- 10.29 Kms, Fault Current IR- 0.2137KA, IY-6.055KA, IB-6.02KA	Basundhara(MCL Grid)	0:12	33 KV KULDA Feeder at Basundhara end tripped on R,Y&B-Phase O/C Fault, this fault caused tripping of CB of 220 KV Lephripada-Basundhara Ckt CB at Lephripada end as CB at	0.000532315
52	Bhawanipatna	25/07/23	14:18	14:28	0:10	132kV Bhawanipatna - RTSS Lanjigarh feeder	O/C	Bhawanipatna - RTSS	0:10		2.84368E-05
53	Joda	27/07/23	11:28	11:36	0:08	132kV Joda - Banspani RTSS feeder	**At Joda end**:- B/U relay:- O/C, Fault Current: Ia=0.27kA, Ib=0.26kA, Ic=0.00kA	Banspani RTSS	0:08		0.00091621

54	Jajpur Road	28/07/23	10:08	10:47	0:39	132kV Jajpur Road - RAMCO feeder	**At Jajpur Road end:**- DP Relay operated, Fault Current:- IA=248.5A, IB=214.6A, IC=2.546kA, Fault Voltage:- VAN=97.80kV, VBN=38.53kV, VCN=80.17kV, Zone-I, Fault Resistance=12.09Ω, Dist=23.6km **At RAMCO end:**- No tripping	Ramco	0:39	atrolling done but no fault fou	0.003263329
55	Chhend	28/07/23	14:13	17:32	3:19	132kV Chhend - Nuagaon Traction feeder	**At Chhend end:**- Tripped on O/C, IL1=0.22kA, IL2=0.22kA	Nuagaon Traction	3:19	Heavy spark obseved at Rph CT stud clamp.	0.008264384
56	Barbil	28/07/23	20:04	20:23	0:19	132kV Barbil - KSP feeder	**At Barbil end:**- Relay- D/P Relay, Started phase:- A,N, Tripped Phase:- A,B,C, Zone-I, Fault Loc.:- 24.2km, Fault current:- Ia- 2.5kA, Ib-125A, Ic- 138A	Kamanda Steel Plant(RML)	0:19	Heavy lightning and rainfall at Barbil Grid end.	0.000302454
57	Jharsuguda	29/07/23	13:51	15:12	1:21	132kV Jharsuguda - Ultratech feeder	Zone-1, Fault Loc= 8.411km, Fault duration=1.659 ms, Ia= 130.9A, Ib= 6.883kA, Ic= 82.43kA, In= 6.83kA	Ultratech	1:21	No Fault found after line patrolling	0.002908027
58	Lapanga	29/07/23	20:00	20:08	0:08	132kV Lapanga - RTSS Rengali feeder	**At Lapanga end:**- MAIN:- Zone-1, No more detailes recorded	Rengali RTSS	0:08		0.000743898
59	Rairakhol	29/07/23	20:10	20:18	0:08	132kV Rairakhol - Maneswar feeder	No relay indication	Rairakhol, Maneswar	0:08	The feeder was tripped at Sambalpur grid end. 132kV o/s availed at 20:10hr	0.002561319
			20:10	21:37	1:27	132kV Maneswar - Sambalpur feeder	power supply failure from Sambalpur end			Weather- Thunderstorm	
			20:10	20:43	0:33	132kV Sambalpur - Burla PH feeder	**At Sambalpur end:**- No tripping **At Burla PH end:**- Tripped on Rph Bph E/F				
60	Brajrajnagar	29/07/23	19:10	20:36	1:26	132kV Brajrajnagar - MCL ckt-II	D/P operated- Rph-E, Zone 1, FD=13.6km, no fault current detected.	Brajrajnagar,Kechhobahal RTSS	0:42	The feeder (Idle charged) tripped at Brajrajnagar end only. Weather: Heavy Lightning and rain	0.018179574
			19:14	19:30	0:16	220kV Budhipadar - IB ckt-I	**At Budhipadar end:**- D/P operated(make-SIEMENS 7SA52): B ph to E fault loop, Dist-13.2km, IL3-6.56kA **At IBTPS end:**- D/P operated:B-ph to E fault loop, Zone1, Dist-22km, IL3-2.8kA			weather-lightening and rain	
			19:14	30-07-23 08:37	13:23	220kV Budhipadar - IB ckt-II	**At Budhipadar end**:- D/P operated (makeALSTOM Micom P444): B ph to E fault loop, Zone-1, Dist-13.17km, IL1=457.4A, IL2=177.5A, IL3-6.874kA, Fault Duration=101.8ms **At IBTPS end:**- D/P operated:B-ph to E fault loop, Zone1, Dist-20km, IL3-3.0kA			weather-lightening and rain (delay in charging due to CB spring charge problem and rain)	
			19:16	19:59	0:43	132kV Budhipadar - MCL feeder	**At Budhipadar end**:- D/P operated (makeALSTOM Micom P444): R ph to E fault loop, Zone-1, Dist-12.88km, IL1=5.279kA, IL2=4.987A, IL3-4.188A, Fault Duration=68.56ms **At MCL end:**- CB did not trip			weather-lightening and rain	
			19:16	20:21	1:05	132kV Budhipadar - Remja feeder	**At Budhipadar end**:- D/P operated(makeSchneider Micom P442): R-B ph to E fault loop, Zone-1, Dist-8.96km, IL1=8.227kA, IL2=357.8A, IL3-9.131kA, Fault Duration=0.0s **At Remja end**:- D/P operated, Zone 1, FD=8.965km, IL1=8.227kA, IL2=357.8A, IL3=9.131kA			weather-lightening and rain	
			19:16	21:19	2:03	132kV Budhipadar - Lapanga feeder	**At Budhipadar end**:- D/P operated (makeSiemens 7SA52): B ph to E fault loop, Dist-13.8km, IL1=0.35kA, IL2=0.29kA, IL3-4.6kA **At Lapanga end**:- B/U, O/C & E/F, SOTF, IL1=0kA, IL2=0kA, IL3=6.4kA			weather-lightening and rain	
			19:17	19:59	0:42	132kV Brajrajnagar - Lakhanpur feeder	D/P operated, Rph-E, Zone 1,FD=23.6km, IL1=2.77kA, IL2=0.28kA, IL3=2.89kA			The sais feeder tripped at Lakhanpur end only. Weather: Heavy lightning and rain.	
			19:17	20:59	1:42	132kV Brajrajnagar - RTSS Kechhobahal feeder	Incoming supply fail			132kV Incoming supply fail	
			19:17	20:00	0:43	132/33kV TRF-I(NGEF)				132kV Incoming supply fail	
			19:17	20:01	0:44	132/33kV TRF-III(HHE)				132kV Incoming supply fail	
			19:17	20:15	0:58	132/33kV TRF-IV(T & R)				132kV Incoming supply fail	
			19:17	20:15	0:58	132/33kV TRF-V(NGEF)				132kV Incoming supply fail	
			19:17	19:30	0:13	220/132kV Auto-I	**220kV Side:**- B/U Relay, O/C, Bph **132kV Side:**- O/C, E/F, BPH, IR=0.78kA, IY=0.7kA, IB=4.14kA				
			19:17	19:30	0:13	132kV Kuchinda - SMC feeder	Ir=91.50A, Iy=67.57A, Ib=520A, In=503A, Vry=135kV, Vyb=105.7kV, Vbr=94.76kV			Tripped from Lapanga end	
			19:20	19:53	0:33	220kV Budhipadar - IB ckt-III	At Budhipadar end:- D/P operated D/P-1 (make-SIEMENS 7SA52): R-ph to E fault loop, Zone 1, Dist-10.8km, IL1- 10.7kA, IL2-0.95kA, IL3-0.28kA, D/P-2 (make-ALSTOM Micom P444) R-ph to E fault loop, Zone 1, Dist-11.39km, IL1- 10.67kA, IL2-963.9A, IL3-315.3A, fault duration=73.35ms At IBTPS end:- D/P operated: R-ph to E fault loop, Zone1, Dist-13.8km. IL3-5.7kA			weather-lightening and rain	
			19:24	30-07-2311:07	15:43	220kV Lapanga - Katapali ckt-I	At Lapanga end:- MAIN-1: Dist=13.7km, L1-L2-E, Power swing trip, Definite trip, Zone-1, MAIN-2: Dist=14.22km, Ir=8.10kA, Iy=7.9kA, Ib=0.3kA, Zone-1, B/U:- Rph-Yph, O/C, E/F At Katapali end:- MAIN-1: Dist=35.78km, Ir=2.4kA, Iy=2.3kA, Ib=0.016kA, Zone-1, MAIN-2: D=35.13km, Ir=2.4kA, Iy=2.4kA, Ib=0.00183kA, Zone-1				
			19:24	30-07-23 16:41	21:17	220kV Lapanga - Katapali ckt-II	At Lapanga end:- MAIN-1: Dist=14.2km, Ir=7.94kA, Iy=7.5kA, Ib=0.3kA, Zone-1, MAIN-2:- Ir=8.0kA, Iy=7.8kA, Ib=0.3kA, Zone-1, B/U:- Rph-Yph, O/C At Katapali end:- MAIN-1: Dist=33.7km, Ir=2.3kA, Iy=0.325kA, Ib=0.001725kA, Zone-1			sulator puncture(which phas	
			19:25	21:02	1:37	132kV Jharsuguda - Lapanga feeder	Ia=370.5A, Ib=204.6A, Ic=3.556kA, In=923.3A, In derived=924.3A			Heavy rain & lightning	
			19:29	30-07-23 15:46	20:17	132kV Lapanga - Hirakud - Burla PH T feeder	E/F **At Lapanga end:**- B/U, Rph, O/C, E/F, IR=2.12kA, IY=IB=0.01kA			Tripped due Tree falling between Location No.105 &106 of 132KV Lapanga-Hirakud-Burla PH Line. Charged after clearance of fault.	
			19:48	21:06	1:18	132kV Sambalpur - Katapali feeder	At Sambalpur end:- Tripped on Yph E/F, Z4, Ia= 337.148A, Ib=1962.09A, Ic=212.926A, Ig=1413.675A, VA= 94kV, VB=107kV, VC=77kV, Vn=64kV, Fault dist.=2.76km At Katapali end:- Tripped on Z1, Fault dist.=11.7km			Transient fault	
61	Boinda	30/07/23	0:00	14:06	14:06	132kV Boinda - Angul feeder	**At Boinda end:**- Yph-Bph-E, If=3.12kA	Rairakhol, Boinda	00:09 00:44	wire snapped and fell on Ma	0.004158936
		30/07/23	0:01	0:16	0:15	132kV Rairakhol - Boinda feeder	No relay indication			The feeder was tripped at Boinda and Angul grid end. 132kV o/s availed at	

62	Kesinga	31/07/23	3:55	4:01	0:06	132kV Kesinga - Khariar feeder	DP, Zone-1, Bph, Ib=1.59kA	Khariar, Kantabanji,Kantabanji RTSS	0:06		0.004255796
63	Kharagprasad	31/07/23	12:44	17:53	5:09	132kV Kharagprasad - MGM feeder	Yph-Bph-E, Z-1, If=10.5kA	MGM	5:09	Jumper snapped	0.001172746
64	Barbil	31/07/23	14:24	01-08-23 11:50	21:26	132kV Barbil - KSP feeder	**At Barbil end**:- Relay- D/P Relay, Tripped Phase:- A,N, Fault current:- Ia- 4.66kA, Ib-147.6A, Ic- 4.929kA	Kamanda Steel Plant(RML)	21:26	rain, lightning and thunder s	0.020471368
65	Ranasinghpur	31/07/23	15:20	21:46	6:26	132kV Ranasinghpur - Chandaka feeder	DP, Zone-1, Dist-956.4m, IR=582.1A, IY=551.1A, IB=589.3A	Ranasinghpur	1:09	R-Ph CVT of 132kV Chandaka - Ranasinghpur feeder burst	0.080676488
66	Choudwar	31/07/23	16:56	17:18	0:22	132kV Aarti – TS Alloys feeder	**At Arati end:**- Z-2, Dist-32.42km, Ia=169.6A, Ib=428.5A, Ic=1.22kA **At TS Alloy end:**- Z-1, Dist-726.1m, Ia=214A, Ib=442A, Ic=1.73kA	TS Alloys	0:22	Heavy rain and lightening	4.92832E-09
67	Jagatsinghpur	31/07/23	17:29	19:34	2:05	132kV Jagatsinghpur - Cuttack feeder	**At Jagatsinghpur end:-** DP Rlay operated. Zone-1, Distance-1Km, Ia-0.71kA, Ib-0.66kA, Ic-0.68kA **At Cuttack end:-** Zone-2, Tripped on RYB, Ia= 3.20kA, Ib = 0.695kA, Ic= 3.167kA, Distance=37.47km	Jagasinghpur & Goreknath traction	0:09	Weather- Heavy rainfall & Lightening. 132kV Power supply failed from Cuttack end	0.005082681
68	Anandapur	31/07/23	17:39	18:18	0:39	132kV Anandapur - Agarpada feeder	**At Anandapur end:-** DP, Zone-2, Fault type-CG, Fault location-40.06Km, Ia-0.09kA, Ib-0.14kA, Ic-1.7kA, Va-80.67kV, Vb-81.62kV, Vc-48.66kV **At Agarpada end:**- Zone-1, Fault type-CG, Fault location-4.5Km, Ia-0.12kA, Ib-0.15kA, Ic-0.14kA	Agarpada	0:23	Transient fault, Weather- Heavy rain and lightening	0.003608115
			17:40	18:03	0:23	132kV Bhadrak - Agarpada feeder	Started phase-CN, Tripped phase-ABC, Zone-I, Distance=22.85km, Ia=6.786A, Ib=6.126A, Ic=2.975kA, Van=75.77, Vbn=76.71, Vcn=54.16			tripped due to lightening	
69	Kesura	31/07/23	20:48	21:06	0:18	132kV Kesura - Ranasinghpur feeder	**At Kesura end:**- R-B ph O/C, IR=1.423A, IY=221A, IB=1.845kA **At Ranasinghpur end:**- No tripping	Ranasinghpur	0:18	Ranasinghpur GSS was availing load from Kesura end. When 33kV Assotech feeder(faulty feeder) was charged at Ranasinghpur	0.02104604

AUTO TRANSFORMER LOADING FOR THE MONTH OF JUNE'2023

Name of the 220 kV Sub-Station (Feeding Sub-stations/Feeders)	Capacity	Drawal details						REMARKS
		Maximum			Minimum			
	MVA	MW	Day	Time	MW	Day	Time	
ATRI	2x160	108.96	21st Jun 2023	23:15	0.04	16th Jun 2023	10:45	
{ Banki, Khurda, Chandpur & Argul}		108.80	21st Jun 2023	23:15	0.04	16th Jun 2023	10:45	
ASKA NEW	2x160	98.16	12th Jun 2023	19:45	28.24	3rd Jun 2023	16:00	
		97.28	12th Jun 2023	14:00	28.12	3rd Jun 2023	16:00	
BALASORE 220/132 KV	3x160	98.80	21st Jun 2023	20:15	31.72	13th Jun 2023	18:15	
{ Balasore, Birla Tyre(I), Ispat Alloy(I),		89.16	17th Jun 2023	14:15	31.64	13th Jun 2023	18:15	
Jaleswar, Jaleswar(T)}		97.40	21st Jun 2023	20:15	31.40	12th Jun 2023	18:30	
BAMRA 220/132/33KV	1x160							
BARGARH 220/132 kV	1x100	78.60	3rd Jun 2023	9:00	8.24	25th Jun 2023	5:15	
	1x160	49.04	3rd Jun 2023	9:15	4.56	25th Jun 2023	5:15	
BHADRAK 220/132 KV	1x100	50.32	18th Jun 2023	14:30	5.96	3rd Jun 2023	18:15	
{Bargarh, Ghensh}	1x160	84.88	18th Jun 2023	14:30	10.72	3rd Jun 2023	18:15	
	1x160	86.20	18th Jun 2023	14:30	10.88	3rd Jun 2023	18:15	
BHANJANAGAR 220/132 KV	1x160	89.32	2nd Jun 2023	19:30	26.72	19th Jun 2023	3:45	
{ Bhanjanagar, Aska, Phulbani,	1x160	78.68	2nd Jun 2023	19:30	23.40	19th Jun 2023	3:45	
BIDANASI 220/132 KV	1x100	65.08	16th Jun 2023	22:15	0.36	13th Jun 2023	3:45	
{Bidanasi, Khurda }	1x100	0.00	UNDER SHUTDOWN				0:00	
	1x160	97.20	17th Jun 2023	15:45	0.24	13th Jun 2023	3:45	
BOLANGIR (SADAIPALLI) 220/132 KV	3x160	79.92	18th Jun 2023	17:30	10.12	26th Jun 2023	12:30	
		84.36	18th Jun 2023	ULY'202	11.76	29th Jun 2023	12:30	
{ Bolangir, Patnagarh, Sonepur,		79.40	18th Jun 2023	18:00	10.16	26th Jun 2023	12:30	
BUDHIPADAR 220/132 KV	2x160	98.00	1st Jun 2023	15:00	36.96	25th Jun 2023	4:15	
{ Jharsuguda, Jharsuguda Tr,		59.72	22nd Jun 2023	15:45	22.16	25th Jun 2023	4:15	
CHANDAKA 220/132 KV	1x100	74.32	17th Jun 2023	15:15	2.12	17th Jun 2023	18:15	
{ Chandaka, Bhubaneswar, Nimapada,	1x160	128.04	17th Jun 2023	15:15	9.00	8th Jun 2023	17:15	
Ransinghpur, Puri,Kesura, Kaipadar	1x100	79.64	17th Jun 2023	15:15	5.32	8th Jun 2023	17:15	
Tr. }	1x160	123.96	17th Jun 2023	15:15	8.24	8th Jun 2023	17:15	
CUTTACK	1x160	76.56	12th Jun 2023	23:00	0.04	7th Jun 2023	7:45	
	1x100	46.92	12th Jun 2023	23:00	0.08	7th Jun 2023	9:00	
DUBURI 220/132 KV	1x160	77.16	7th Jun 2023	12:15	13.92	4th Jun 2023	18:45	
{Duburi, Bamnipal(I), BRPL, MESCO,	1x160	65.96	15th Jun 2023	10:45	13.16	4th Jun 2023	18:45	
Jajpur Road, Kalarangi, Jajpur Town}	1x160	46.72	7th Jun 2023	12:15	8.16	4th Jun 2023	18:45	
GODA	1x160							
	1x160							
Gunupur	1x160							
	1x160							
JAYAPATNA 220/132 KV.								
JAYANAGAR 220/132 KV.	1x160	8.86	30th Jun 2023	19:45	0.23	17th Jun 2023	16:15	
[Damanjodi(NALCO), Traction S/Ss,	1x160	66.68	13th Jun 2023	11:45	1.16	28th Jun 2023	14:45	
JODA 220/132 KV	1x160	74.00	21st Jun 2023	12:15	24.28	18th Jun 2023	21:30	*"*" - Alternate P/S*
{ Joda,Tensa, FAP(I), Bolani(I), Nalda	1x160	59.56	22nd Jun 2023	2:15	24.36	18th Jun 2023	21:30	*from Kuchei.*
*Tr.,Polasponga, *Rairangpur,*	1x160	61.00	21st Jun 2023	12:15	20.28	18th Jun 2023	21:30	
KAURMUNDA 220/132 KV	1x160							
KATAPALI 220/132 KV	1x100	30.84	19th Jun 2023	12:15	0.04	4th Jun 2023	0:15	*Supported by Burla*
{Chipilima,Bargarh, ACC,Sonepur &	1x100	30.76	19th Jun 2023	12:15	0.04	1st Jun 2023	1:15	*& Chipilima power.*
Katapali area load.}	1x160	46.32	19th Jun 2023	12:15	0.04	24th Jun 2023	18:15	
KESINGA	2x160	76.97	7th Jun 2023	19:00	16.83	12th Jun 2023	11:15	
		78.08	7th Jun 2023	19:00	17.55	12th Jun 2023	11:15	
LAPANGA	2x160	99.64	21st Jun 2023	15:45	17.48	25th Jun 2023	4:45	
{Kuchinda, Aryan Viraj, Shyam		99.48	21st Jun 2023	15:45	17.36	25th Jun 2023	4:45	
MERAMUNDALI 220/132 kV	3x100	47.64	4th Jun 2023	14:45	0.12	4th Jun 2023	22:00	
{Meramundali Traction, Dhenkanal,		46.80	4th Jun 2023	14:45	0.20	19th Jun 2023	1:30	
Navchrome(I), Hind Metal, Aarti,BRG}		42.08	4th Jun 2023	15:00	0.04	4th Jun 2023	20:00	
Mendhasal *{ Part area load of Khurda*	2x100	68.38	17th Jun 2023	15:15	0.67	19th Jun 2023	0:15	
S/S}		71.37	13th Jun 2023	22:15	0.24	19th Jun 2023	0:15	
NARENDRAPUR 220/132KV	2x160	103.84	2nd Jun 2023	13:30	0.04	16th Jun 2023	10:45	
{ Narendrapur, NarendrapurTr,		101.52	2nd Jun 2023	13:30	0.04	16th Jun 2023	10:45	
Berhampur, Chhatrapur, Ganjam,	1x100	57.12	2nd Jun 2023	13:30	0.04	16th Jun 2023	10:45	
PARDEEP 220/132 KV	1x100	72.76	17th Jun 2023	11:00	6.52	12th Jun 2023	21:00	
{ Paradeep, Kendrapada, Pattamundai,	1x160	117.32	20th Jun 2023	22:15	10.96	12th Jun 2023	21:00	
Chandikhol, Cuttack, Jagatsinghpur,	1x160	105.24	20th Jun 2023	22:00	10.92	12th Jun 2023	21:00	
Pratapsasan	1x160							
TARKERA 220/132 KV	1x100	64.04	19th Jun 2023	14:30	3.96	20th Jun 2023	19:30	
[Rourkela, Rourkela Tr.,RSP(I),	1x100	64.72	19th Jun 2023	14:30	12.20	12th Jun 2023	14:00	
Chhend , Adhunik Metal, Rajgangpur,	1x100	63.84	19th Jun 2023	14:30	11.36	12th Jun 2023	14:15	
OCL(I), Rajgangpur Tr.]	1x100	62.32	19th Jun 2023	14:30	11.68	12th Jun 2023	14:00	
THERUVALLI 220/132 KV.	1x100	55.92	3rd Jun 2023	9:30	10.68	17th Jun 2023	11:15	*Rayagada &*
{Theruvali, IMFAL(I), JK(I), Junagarh,	1x100	69.44	12th Jun 2023	16:30	0.04	2nd Jun 2023	12:30	*Paralakhemundi can be*
Kesinga,Powmex(I), Rayagada, }	1x160	51.20	3rd Jun 2023	15:30	0.04	2nd Jun 2023	13:00	*fed from Machhkund system.*
TTPS 220/132 KV	1x160							
{ Chainpal, FCI (I), Angul, MCL	1x160							
SAMANGARA	2x160							
{ Puri, Nimapara & Konark}								

STATEMENT OF UFR OPERATION IN GRIDCO SYSTEM DURING THE MONTH OF JULY-2023											
Sl.No	UFR Stage	Name of S/S	Name of feeder	Voltage level KV	Tripping details		Load Relief in MW	Restoration details		Duration of interruption in Minutes	Remarks
					Date	Time		Date	Time		
Nil											

MAJOR EVENT FOR THE MONTH OF JULY- 2023		
Sl. No	**Date**	**Details of event**
1	12/07/2023	At 13:44 hrs, 132/33kV 20MVA Power Transformer No-III was charged at 132/33kV GSS, Barbil.
2	21/07/2023	At 14:14 hrs, 132/33kV 40MVA Power Transformer No-II was charged at 132/33kV GSS, Bhatli.