# SYSTEM PERFORMANCE REPORT

## MAY'2023

SLDC, OPTCL
BHUBANESWAR – 17

## CONTENTS


| Sl. No. | DESCRIPTION | PAGE |
|---|---|---|
| 1 | SINGLE LINE SCHEMATIC DIAGRAM OF GRIDCO NETWORK | 1 |
| 2 | SUMMARY REPORT | 3 |
| 3 | GENERATION CAPACITY OF GRIDCO, CENTRAL SECTOR GENERATION & CPPs | 4 |
| 4 | DAILY ENERGY GENERATION, EXCHANGE AND DEMAND | 7 |
| 5 | PERFORMANCE OF GENERATORS & ISGS DRAWAL | 7 |
| 6 | GENERATION SHARING & AVG. DEMAND CURVE | 8 |
| 7 | COMPARISON OF SYSTEM DEMAND WITH PREVIOUS YEAR | 9 |
| 8 | MONTHLY GENERATION OF STATE GENERATORS, IPP& CPP | 10 |
| 9 | DAILY GENERATION SHARING DURING PEAK DEMAND | 11 |
| 10 | RESERVOIR LEVEL OF DIFFERENT HYDRO POWER STATIONS | 12 |
| 11 | VOLTAGE PROFILE ( 220 kV / 132kV ) | 15 |
| 12 | MONTHLY FREQUENCY PROFILE | 18 |
| 13 | FREQUENCY DISTRIBUTION | 18 |
| 14 | MONTHWISE % OF TIMES FREQ. WITHIN STD. BAND (49.50 TO 50.05 Hz) | 17 |
| 15 | MONTHLY FREQ. WITHIN STANDARD BAND & ABOVE (2012-14, 2015 - 16, 2016 - 17) | 17 |
| 16 | LOAD DATA OF GRID SUB STATIONS | 17 |
| 17 | DISTURBANCE (WITHOUT LOSSES) | 21 |
| 18 | DISTURBANCE (WITH LOSSES) | 26 |
| 19 | AUTO TRANSFORMER LOADS | 29 |
| 20 | STATEMENT OF UFR OPERATION | 30 |
| 21 | MAJOR EVENTS | 31 |

# SCHEMATIC DIAGRAM OF OPTCL NETWORK (400/220kV)

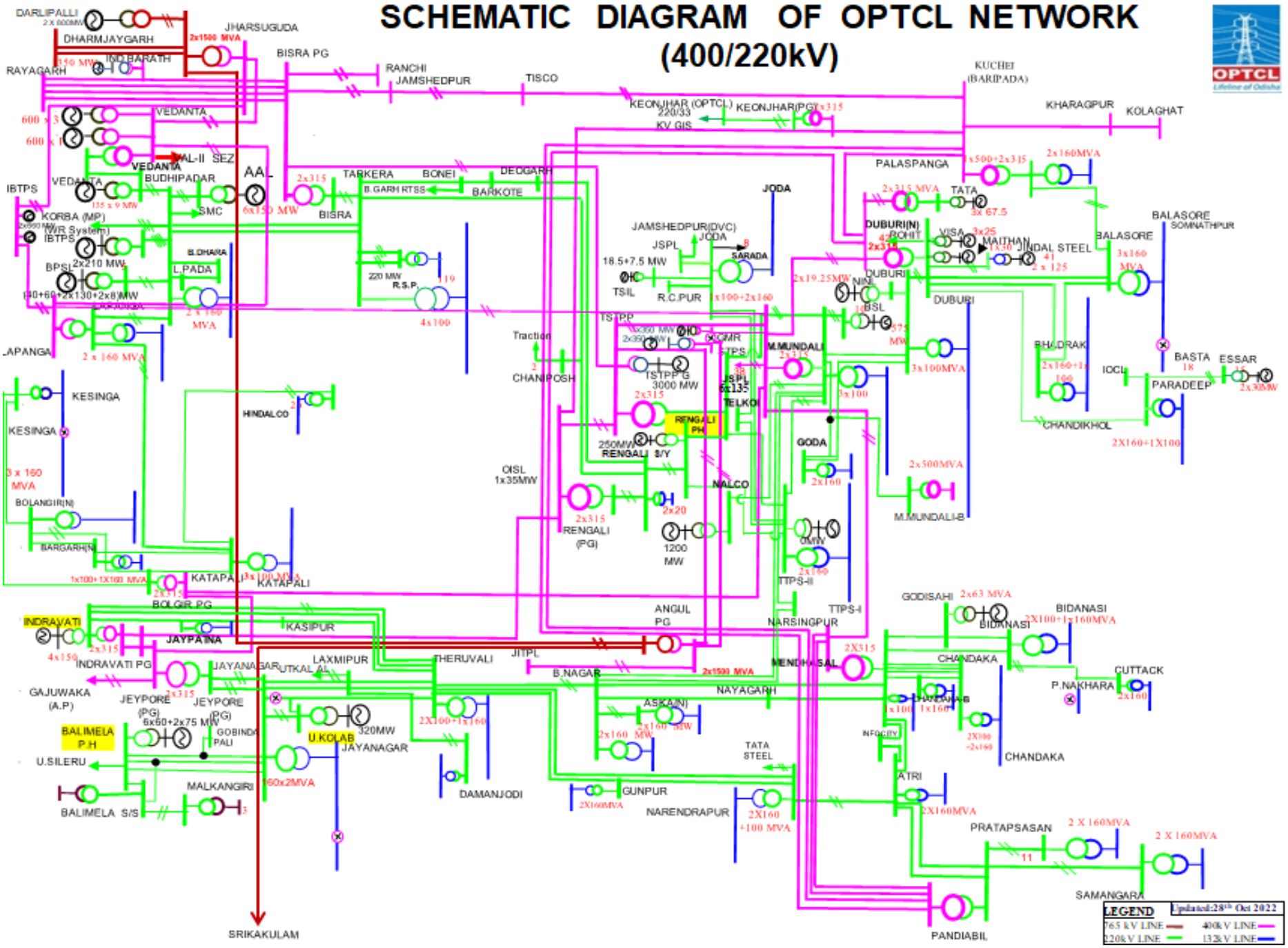

# SCHEMATIC DIAGRAM OF OPTCL NETWORK (132kV)

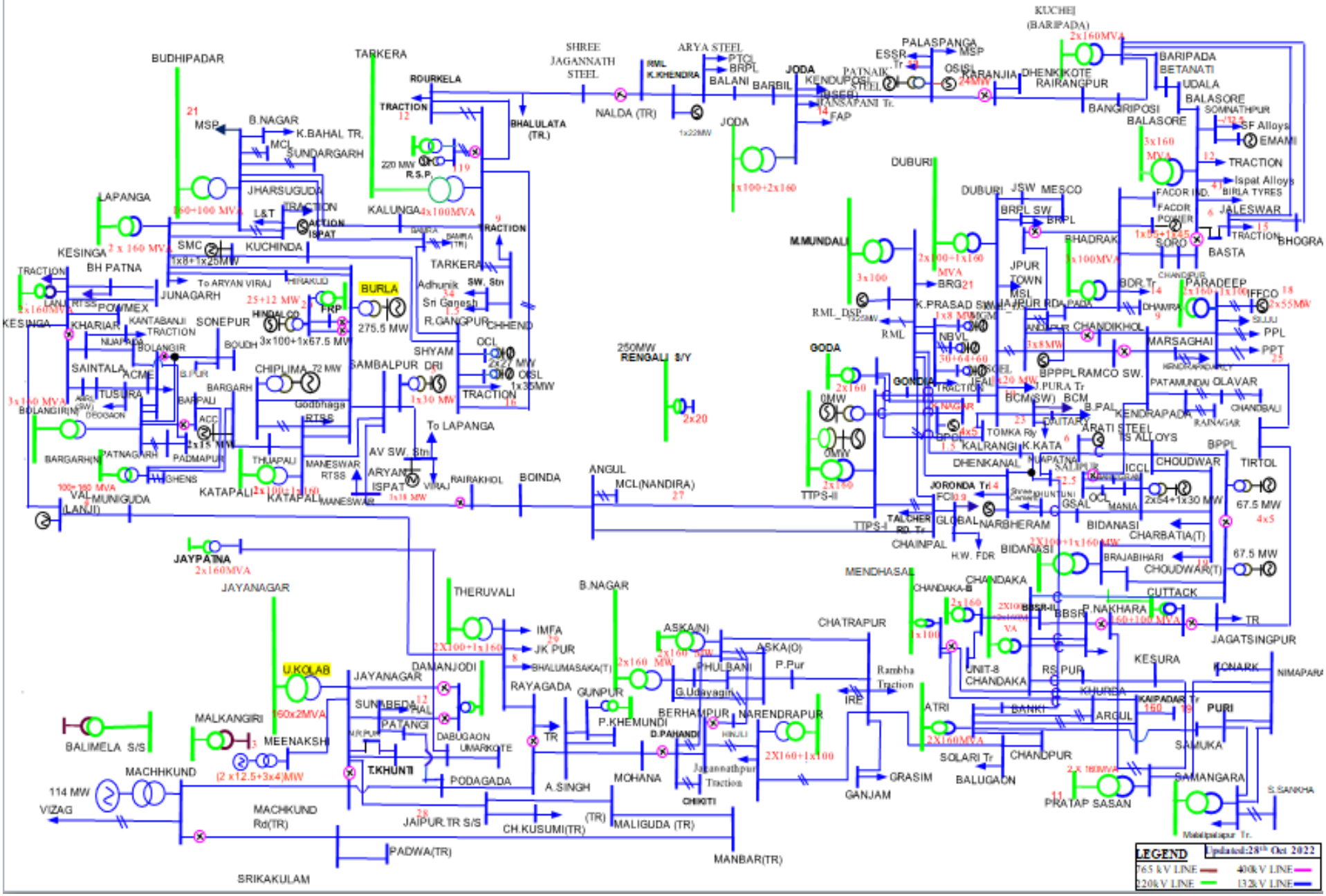

## SUMMARY REPORT FOR MAY- 2023

### A. Voltage Profile

| | | | Date & Time | Location |
|---|---|---|---|---|
| **220 KV** | | | | |
| | Maxm. - | 242.77 kV | 23.05.2023 03:30Hrs | Malkangiri |
| | | >240 KV | | Balimela, Laxmipur,Malkangiri |
| | Minm. - | 196.35 kV | 17.05.2023 14:00 Hrs | Bhadrak |
| | | < 200 KV | | Bhadrak |
| **132 KV** | Maxm. - | 147.66 kV | 27.05.2023 21:15 Hrs | Khariar |
| | | >145 KV | | Khariar |
| | Minm. - | 107.61KV | 17.05.2023 14:15 Hrs | Jajpur Town |
| | | < 120 KV | | Bhadrak, Jajpur Town, Kantabanji, Nuapada, Puri |

### B. Frequency Profile

| | | Date & Time |
|---|---|---|
| Maxm. - | 50.42 Hz | 18.05.23 01:19 Hrs. |
| Minm. - | 49.53 Hz | 28.05.23 12:39 Hrs. |
| Average - | 49.99 Hz | |

| | |
|---|---|
| % of time the freq. is within 49.9 Hz to 50.05 Hz (IEGC band) - | 69.00% |
| % of time the freq. is > 50.05 HZ - | 20.75% |
| % of time the freq. is ≤49.9 HZ - | 10.25% |
| % of time the freq.is < 48.5 HZ - | 0.00% |

### C. Demand Profile

| | | |
|---|---|---|
| Peak System Demand | 6047.9 MW | At 16:00 Hrs on 19.05.23 |
| Minimum System Demand | 3788.07 MW | At 19:00 Hrs on 16.05.23 |
| Average System Demand | 4916.04 MW | |

### D. Major events

| Sl. No | Date | Details of event |
|---|---|---|
| 1 | 02-05-2023 | At 18:04hrs, 1MW GEDCOL Solar Plant having 33kV connectivity was synchronised with OPTCL system at 132/33kV GSS, Baripada. |
| 2 | 06-05-2023 | At 15:38 hrs, 220kV Paradeep - AMNSIL(formerly ESIL) Circuit-I was charged. |
| 3 | 10-05-2023 | At 14:08 hrs, 132kV Burla PH - Hirakud Ckt-II (by utilizing loc no-1 to 19 of 132kV Burla PH-ALCO Ckt-II & loc no-1 to 3(towers) of 132kV Burla PH-Hirakud-Lapanga Tee line portion to 132/33kV GIS S/S, Hirakud) was charged. |
| 4 | 12-05-2023 | At 15:45hrs, 132/6.9kV 25/31.5MVA Transformer as stand by was charged at BRPL, Kalinga Nagar. |
| 5 | 20-05-2023 | At 20:19hrs, 33kV Solar bay extension was done at 220/132/33kV GSS, Jayanagar for 2MW GEDCOL Solar Plant. |
| 6 | 17-05-2023 | At 19:34hrs, 220/132kV 160MVA Auto Transformer No-II was charged at 220/132/33kV GSS, Jayapatna. |
| 7 | 22-05-2023 | At 20:07hrs, 2MW GEDCOL Solar PV Plant having 33kV T-connectivity with 33kV TPSODL feeder(Jeypore-I) emanating from 220/ 132/33kV GSS, Jayanagar was synchronised with OPTCL system. |
| 8 | 26-05-2023 | At 13:28 hrs, 132/6.9kV 20MVA Transformerno-2 was charged at BRPL, Barbil having connectivity through 132kV feeders from Arya Steel LILO switching station of OPTCL. |
| 9 | 30-05-2023 | At 14:07 hrs, 132/33kV 20MVA Power Transformer No-II was charged at Paradeep. |
| 10 | 31-05-2023 | At 14:16 hrs, 19.5MW TG-2 of CGP of M/S NINL, Duburi was synchronised with OPTCL network of 220/132/33KV GSS,Duburi(old) through 220kv Duburi(old)-NINL feeder. |
| 11 | 30-05-2023 | At 19:00 hrs, 33kV switchyard of 132/33kV Grid S/S, Bhatli along with 02nos of 33/0.4kV 250KVA Station Transformers through 33kV feeder of TPWODL were charged. |

## GENERATION CAPACITY

**STATE SECTOR GENERATION** **All Figures in MW**

| SL.NO. | NAME OF POWER STATION | INSTALLED CAPACITY | | FIRM POWER (MW) |
|---|---|---|---|---|
| 1 | O.H.P.C. | | | |
| | HIRAKUD POWER STATION | | | |
| | (a)BURLA | 2x49.5 = 99<br>2x32 = 64<br>2x43.65 =87.3<br>1x37.5 = 37.5 | 287.8 | 134 |
| | (b)CHIPLIMA | 3x24 | 72 | |
| | BALIMELA POWER HOUSE | 6x60 + 2x75 | 510 | 135 |
| | RENGALI POWER HOUSE | 5x50 | 250 | 60 |
| | UPPER KOLAB POWER HOUSE | 4x80 | 320 | 95 |
| | INDRAVATI POWER HOUSE | 4x150 | 600 | 224 |
| | MACHHKUND POWER HOUSE<br>( Orissa Share 50%) | 3x17 = 51.00<br>3x23= 69 | 60 | 60 |
| | **TOTAL HYDRO (A)** | **2099.8** | | |
| | | | | |
| 2 | O.P.G.C. | | | |
| | IB TPS | 2x210 = 420 | 342.09 (Auxilliary 9.5 %, Avalability 90%) | 342.09 (Auxilliary 9.5 %, Avalability 90%) |
| | IB TPS-Stage-II | 2x660 = 1320 | 833.085 (Share 75%, Auxilliary 6.25 %, | 835.312 (Share 75%, Auxilliary 6.25 %, Avalability 90%) |
| | **TOTAL THERMAL (B)** | **1740** | | |

**CENTRAL SECTOR GENERATION**

| SL.NO. | NAME OF POWER STATION | INSTALLED CAPACITY | OPTCL'S SHARE OF INSTALLED CAPACITY 0N REALTIME BASIS. | | AUX. CONS. | % AGE AVAILABILITY (excluding UA) |
|---|---|---|---|---|---|---|
| | | | % age | MW | % | % |
| 1 | CHUKHA (BHUTAN) | 4 x 84 = 336<br>(Considering 270 MW, total availability ) | 15.19 | 41.00 | | 85 |
| 2 | TALA HEP (BHUTAN) | 6 x 170 = 1020 | 4.25 | 43.40 | | |
| 3 | FARAKKA (WEST BENGAL)* | 3 x 200 = 600<br>2 x 500 = 1000<br>1 x 500 = 500 | -<br>16.62 | -<br>83.10 | 7.5 | 85 |
| 4 | KAHALGAON (BIHAR)* | 4 x 210 = 840 | - | - | - | - |
| | | 3 x 500 = 1500 | 2.05 | 39.30 | 9 | 62.11 |
| 5 | TSTPP, KANIHA (ORISSA) | 2 x 500 = 1000 | 31.8 | 318.00 | 7.5 | 85 |
| | | 4 x 500 = 2000 | 10 | 200.00 | 7.5 | |
| 6 | TEESTA HEP (SIKKIM) | 3 x 170 = 510 | 20.59 | 105.00 | | 85 |
| 7 | MANGDECHU HEP, BHUTAN | 4x180 | 10.97 | 78.98 | | |
| 8 | MTPS (Mujafarpur) (BIHAR) | 2x195 | - | - | | |
| 9 | DARLIPALI STPS | 2X800 | 58.82 | 941.18 | | |
| | | **TOTAL ISGS** | | **1849.96** | | |

**GRAND TOTAL, (A) + (B) + (C) = 5689.76**

**Firm power for OHPC stations has been computed as per design energy of the stations approved by CEA. Firm availability of State Thermal as per CERC /OERC nerms. ISGS share of power is as per CGS power allocation sheet of CEA as on 01.07.2013.**

*** Odisha Share in FSTPS I & II and in KHTPS I surendered (346 MW) by Odisha and reallocated to Gujarat wef 00:00Hrs of 04.09.2021.**

**CAPACITY OF IPP, CPP, SMALLL HYDRO & RENEWABLE**

| Sl.No | POWER STATION | INSTALLED CAPACITY | TOTAL | TYPE | VOLTAGE LEVEL |
|---|---|---|---|---|---|
| **IPP & SMALL HYDRO** | | | | | |
| 1 | MEENAKSHI POWER LTD. | 3 X 4 + 2 X 12.5 | 37 | SMALL HYDRO | 132 kV |
| 2 | ORISSA POWER CONSORTIUM LTD. | 4 X 5 | 20 | SMALL HYDRO | 132 kV |
| 3 | VEDANTA LTD., JHARSUGUDA(IPP) | 1 X 600 | 600 | THERMAL | 400kV |
| 4 | GMR KAMALANGA ENERGY LTD. | 3 X 350 | 1050 | THERMAL | 400kV |
| 5 | NBVL (MERAMUNDALI) | 1 X 60=60 | 60 | THERMAL | 132 kV |
| 6 | JITPL | | | THERMAL | 400kV |
| 7 | BPPPL | 3X8=24 | 24 | SMALL HYDRO | 132kV |
| 8 | SAPTADHARA SHEP | 3X6=18 | 18 | SMALL HYDRO | 33kV |
| 9 | KAKATIYA | 1 X 4.5 | 4.5 | SMALL HYDRO | 33kV |
| | | **TOTAL** | **1813.5** | | |
| **CPP** | | | | | |
| 1 | AARATI STEEL GHANTIKHAL | 1 X 40 + 1 X 50 | 90 | THERMAL | 132 kV |
| 2 | ACC, BARGARH | 1 X 30 | 30 | THERMAL | 132 kV |
| 3 | ACTION ISPAT & POWER PVT. LTD. | 1 X 12 + 1 X 25 + 1 X 43 | 80 | THERMAL | 132 kV |
| 4 | ARYAN ISPAT & POWER PVT. LTD. | 1 X 18 | 18 | THERMAL | 132 kV |
| 5 | ADITYA ALUMINIUM Ltd | 6X 150 | 900 | THERMAL | 220 kV |
| 6 | BHUBANESWAR POWER PVT. LTD. | 2 X 67.5 | 135 | THERMAL | 132 kV |
| 7 | BHUSAN STEEL LTD.,MERAMUNDALI | 1 X 33+1 X 77+ 2 X 150+2 X 165 | 740 | THERMAL | 220 kV |
| 8 | BHUSAN POWER & STEEL LTD, | 1X60 + 1X40 +3X130 + 2 X 8 | 506 | THERMAL | 220 kV |
| 9 | EMAMI PAPER MILLS. | 1 X 15 + 1 X 5 | 20 | THERMAL | 132 kV |
| 10 | ESSAR POWER LTD | 2x30 | 60 | THERMAL | 220 kV |
| 11 | FACOR POWER | 1X 45 | 45 | THERMAL | 132 kV |
| 12 | HPCL(HINDALCO),(HIRAKUD) | 1 X 67.5 + 4 X 100 | 467.5 | THERMAL | 132 kV |
| 13 | IMFA( CHOUDWAR ) | 2 X 54 + 1 X 30 + 2 X 60 | 258 | THERMAL | 132 kV |
| 14 | IFFCO (PARADEEP) | 2 X 55 | 110 | THERMAL | 132 kV |
| 15 | JINDAL STAINLESS LTD., DUBURI | 2 X 125 + 1 X 13 | 263 | THERMAL | 220 kV |
| 16 | JINDAL STEEL & POWER LTD., ANGUL | 6 X 135 | 810 | THERMAL | 400 kV |
| 17 | NINL ( DUBURI ) | 2 X 19.25 + 1 X 24 | 62.5 | THERMAL | 220 kV |
| 18 | MAHAVIR FERRO ALLOYS PVT. LTD. | 1 X 12 | 12 | THERMAL | 33 kV |
| 19 | MGM MINERALS LTD, DHENKANAL. | 1 x 8 | 8 | THERMAL | 132 kV |
| 20 | MSP METTALLICS LTD. | 1 X 25 | 25 | THERMAL | 132 kV |
| 21 | NALCO( ANGUL ) | 10 X 120 | 1200 | THERMAL | 220 kV |
| 22 | NALCO( DAMANJODI ) | 18.5 X 4 | 74 | THERMAL | 132 kV |
| 23 | NARBHERAM POWER & STEEL PVT. LTD. | 1 X 8 | 8 | THERMAL | 132 kV |
| 24 | NBVL (MERAMUNDALI) | 1 X 30 + 1X 64 | 94 | THERMAL | 132 kV |
| 25 | OCL INDIA LTD., RAJGANGPUR | 2 X 27 | 54 | THERMAL | 132 kV |
| 26 | OISL, RAJGANGPUR | 1 X 35 | 35 | THERMAL | 132 kV |
| 27 | ORISSA SPONGE IRON & STEEL LTD. | 1 X 24 | 24 | THERMAL | 132 kV |
| 28 | PATTANAIK STEEL, (KEONJHAR) | 1 X 15 | 15 | THERMAL | 33 kV |
| 29 | RATHI STEEL & POWER LTD. (Katapalli) | 1 X 20 | 20 | THERMAL | 33 kV |
| 30 | RSP( ROURKELA ) | 2 X 60 + 4 X 25 | 220 | THERMAL | 220 kV |
| 31 | RML, DSP, DHENKANAL | 1 X 25 | 25 | THERMAL | 33 kV |
| 32 | SEVEN STAR STEELS LTD. | 1 X 8 | 8 | THERMAL | 33 kV |
| 33 | SMEL, (PANDOLI, SAMBALPUR) | 3 X 30 | 90 | THERMAL | 132 kV |
| 34 | SMC POWER GENERATION LTD. | 1 X 8 + 1 X 25 | 33 | THERMAL | 132 kV |
| 35 | SREE GANESH | 1 X 32 | 32 | THERMAL | 132 kV |
| 36 | TATA SPONGE IRON (JODA) | 1 X 18.5 + 1 X 7.5 | 26 | THERMAL | 220 kV |
| 37 | TATA POWER & STEEL, (K NAGAR) | 2 X 67.5 | 135 | THERMAL | 220 kV |
| 38 | UTKAL ALUMINA, LAXMIPUR | 3x30 | 90 | THERMAL | 220 kV |
| 39 | VEDANTA LTD.(SEZ),JHARSUGUDA | 3 X 600 | 1800 | THERMAL | 400 kV |
| 40 | VEDANTA (JHARSUGUDA)) | 9 X 135 | 1215 | THERMAL | 220 kV |
| 41 | VEDANTA (LANJIGARH) | 3 X 30 | 90 | THERMAL | 132 kV |
| 42 | VISA STEEL LTD., (NEW DUBURI) | 3 X 25 | 75 | THERMAL | 220 kV |
| 43 | YAZDANI STEEL & POWER. | 1 X 10 | 10 | THERMAL | 33 kV |
| | | **TOTAL** | **10013** | | |

**RENEWABLE PROJECTS**

| Sl.No | POWER STATION | INSTALLED CAPACITY | TOTAL | TYPE | | CONNECTIVITY VOLTAGE |
|---|---|---|---|---|---|---|
| 1 | ABACUS HOLDINGS PVT. LTD, SONEPUR | 1 MW | 1 | SOLAR | | 11 KV |
| 2 | AFTAAB SOLAR PVT. LTD. ,BOLANGIR (N) | 5 MW | 5 | SOLAR | | 33 KV |
| 3 | ALEX GREEN ENERGY PVT LTD. PATNAGARH | 5 MW | 5 | SOLAR | | 33 kV |
| 4 | JAY IRON & STEEL, BAMARA | 1 MW | 1 | SOLAR | | 11 KV |
| 5 | J.K. PAPER LTD., THERUVALI | 25 MW | 25 | BIOMASS | | 132 KV |
| 6 | M.G.M. GREEN ENERGY., CHANDPUR | 1 MW | 1 | SOLAR | | 11 KV |
| 7 | MOLISATI VINIMAY PVT. LTD. BARKOTE | 1 MW | 1 | SOLAR | | 11 KV |
| 8 | OCL SOLAR, SALIPUR | 2.5 MW | 2.5 | SOLAR | SELF | 132 kV |
| 9 | OCL SOLAR, SALIPUR | 10 MW | 10 | SOLAR | SELF | 11 kV |
| 10 | VIVACITY R.E PVT. LTD , CHANDPUR | 1 MW | 1 | SOLAR | | 11 KV |
| 11 | RAAJRATNA ENERGY PVT. LTD. BOLANGIR (N) | 1 MW | 1 | SOLAR | | 11 KV |
| 12 | S. N. MOHANTY, BARANGA, CHANDAKA | 1 MW | 1 | SOLAR | | 11 KV |
| 13 | SHALIVAHAN GREEN ENERGY LTD. | 20 MW | 20 | BIOMASS | | 132 KV |
| 14 | MAHAVIR FERRO ALLOYS (SOLAR), BANEI | 1 MW | 1 | SOLAR | | 33 KV |
| 15 | MCL, BURLA, KATAPALI | 2 MW | 2 | SOLAR | SELF | 11 kV |
| 16 | ACME SOLAR, MURSING, BOLANGIR-SAINTALA | 25 MW | 25 | SOLAR | | 132 kV |
| 17 | GEDCOL, MANMUNDA, SONEPUR | 20 MW | 20 | SOLAR | | 33 kV |
| 18 | JYOTI SOLAR SOLUTIONS(P) LTD | 10 MW | 10 | SOLAR | | 33 kV |
| 19 | SADIPALI SOLAR | 20 MW | 20 | SOLAR | | 33 kV |
| 20 | BEL, SAINTALA | 7.5 MW | 7.5 | SOLAR | | 132 kV |
| 21 | DAKSHIN ODISHA URGA PVT. LTD, PADMAPUR | 40 MW | 40 | SOLAR | | 132 kV |
| 22 | VENTO POWER& ENERGY LTD, Dendugoda, KESINGA | 2x40 MW | 80 | SOLAR | | 132 kV |
| 23 | VENTO POWER& ENERGY LTD, Tusara | 2x40 MW | 80 | SOLAR | | 132 kV |
| 24 | VENTO POWER& ENERGY LTD, Tentulikhunti | 1x40 MW | 40 | SOLAR | | 132 kV |
| 25 | IMFA SOLAR, Theruvali | 4.5 MW | 4.5 | SOLAR | SELF | 33 kV |
| 26 | ADITYA BIRLA RENEWABLES LTD, BOUDH | 25 MW | 25 | SOLAR | | |
| 27 | ADITYA BIRLA RENEWABLES LTD, BARGARH(N) | 25 MW | 25 | SOLAR | | 33 kV |
| 28 | ADITYA BIRLA RENEWABLES LTD, SAINTALA | 25 MW | 25 | SOLAR | | 132 kV |
| | | **TOTAL** | **479.5** | | | |
| | **GRAND TOTAL ( SMALL HYDRO,IPP & CPP )** | | **17995.76** | | | |

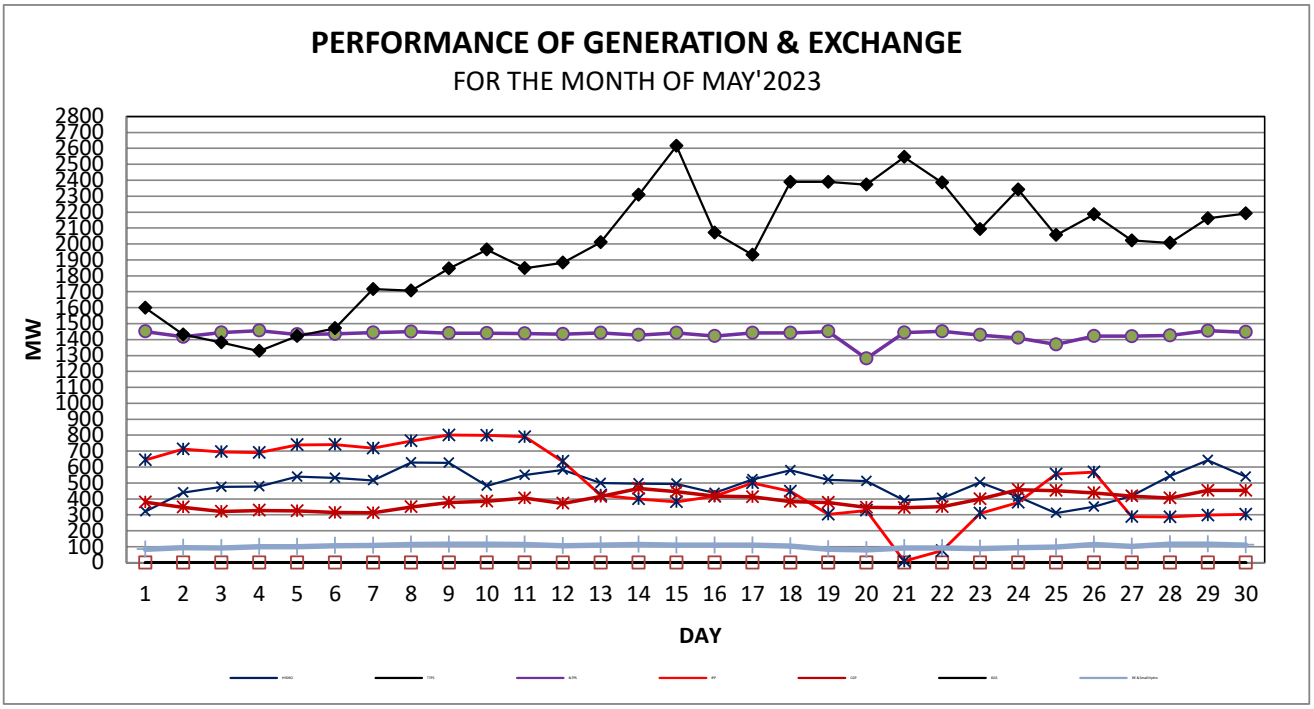
PERFORMANCE OF GENERATION & EXCHANGE
FOR THE MONTH OF MAY'2023
MW
DAY

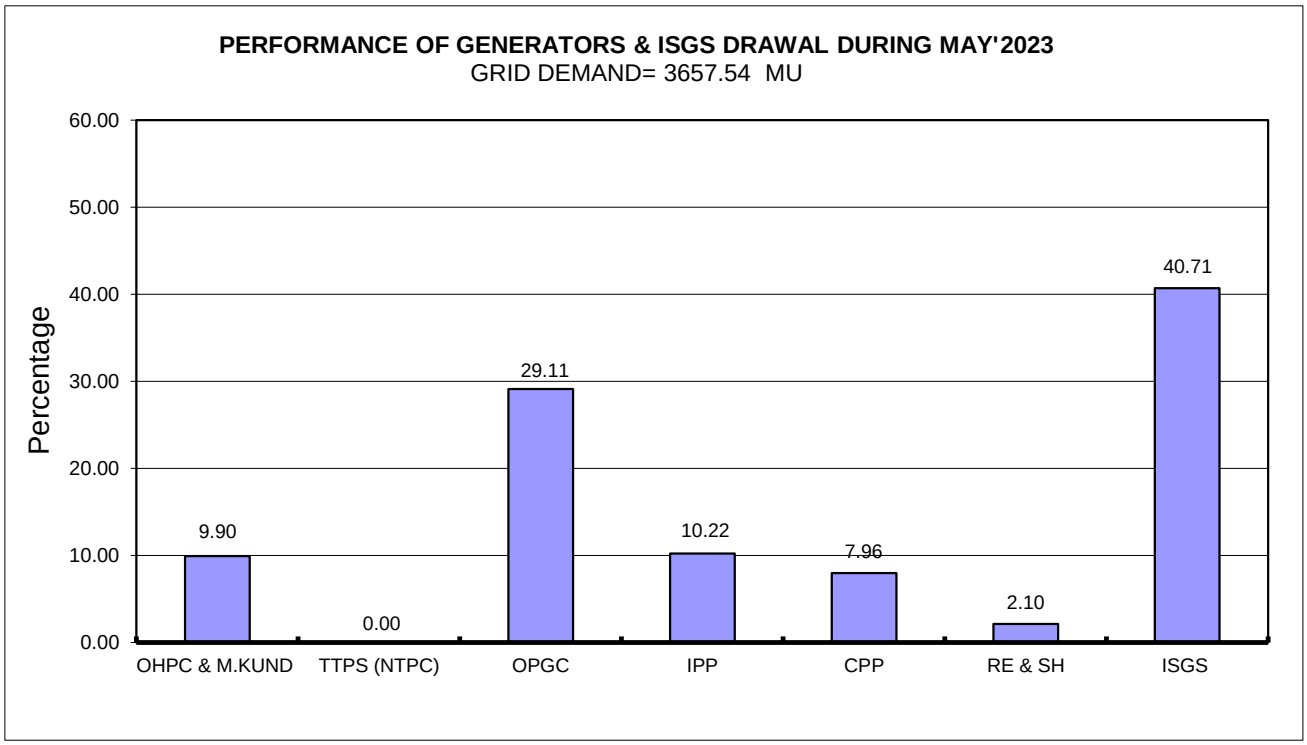
PERFORMANCE OF GENERATORS & ISGS DRAWAL DURING MAY'2023
GRID DEMAND= 3657.54 MU
Percentage
9.90
0.00
29.11
10.22
7.96
2.10
40.71
OHPC & M.KUND
TTPS (NTPC)
OPGC
IPP
CPP
RE & SH
ISGS

# AVERAGE GRID DEMAND [HOURLY] FOR THE MONTH OF MAY'2023

**Average Demand= 4916.04 MW**

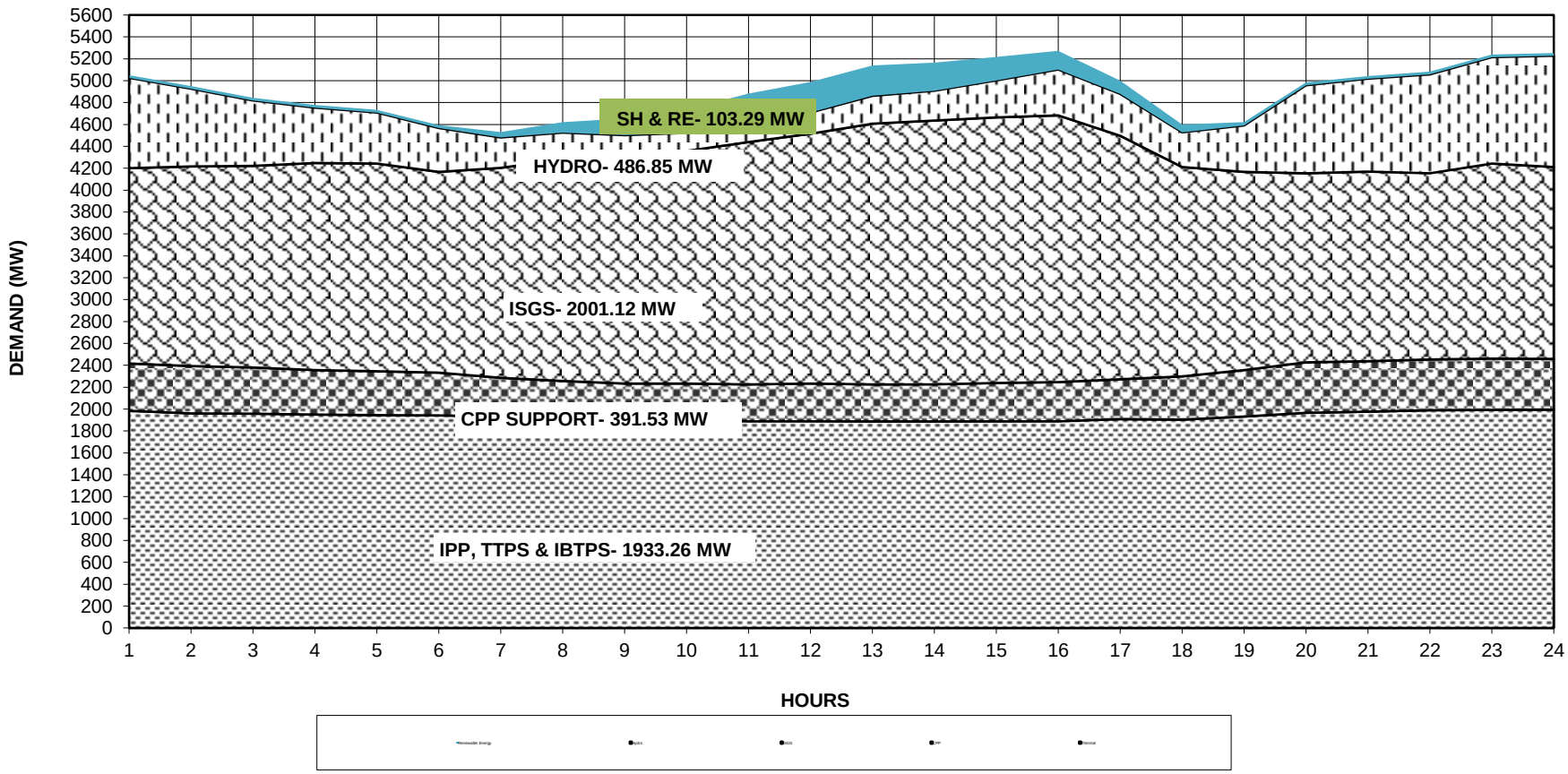

# COMPARISION SYSTEM DEMAND WITH PREVIOUS FINANCIAL YEAR

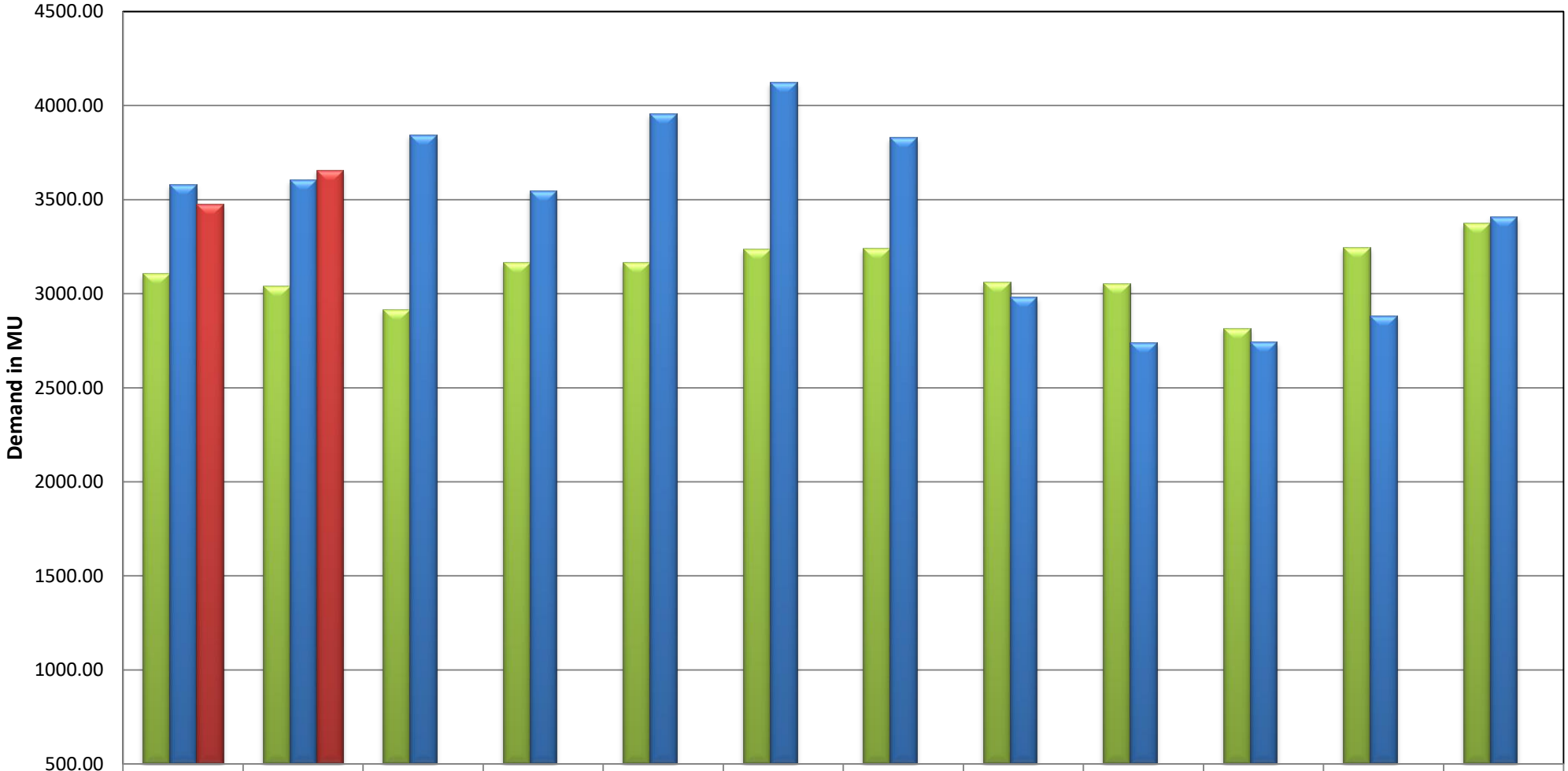


| | APR | MAY | JUNE | JULY | AUG | SEPT | OCT | NOV | DEC | JAN | FEB | MAR |
|---|---|---|---|---|---|---|---|---|---|---|---|---|
| 2021-22 | 3109.36 | 3043.21 | 2917.04 | 3165.84 | 3167.77 | 3239.050998 | 3242.92 | 3061.57 | 3055.28 | 2817.25 | 3247.00 | 3376.87 |
| 2022-23 | 3582.08 | 3606.47 | 3846.34 | 3550.46 | 3957.33 | 4124.96 | 3830.94 | 2982.39 | 2742.14 | 2744.09 | 2884.28 | 3410.51 |
| 2023-24 | 3478.03 | 3657.54 | | | | | | | | | | |

## MONTHLY GENERATION & DEMAND REPORT FOR THE STATE OF ODISHA IN THE MONTH OF MAY- 2023

### (A)SELF GENERATION

| SL No. | Name of Gen. Station | Unit wise generation (MU) | | | | | | | | | Average MW | Auxiliary MU | Maximum Generation in MW | DATE | Time |
|---|---|---|---|---|---|---|---|---|---|---|---|---|---|---|---|
| | | Unit-I | Unit-II | Unit-III | Unit-IV | Unit-V | Unit-VI | Unit-VII | Unit-VIII | Total | | | | | |
| 1 | Burla | 1.003 | 1.189 | 9.101 | 8.934 | 12.314 | 12.360 | 0.000 | 0.000 | 44.901 | 60.351 | 0.239 | 159.46 | 1 | 19:00 |
| 2 | Chipilima | 10.223 | 7.843 | 6.882 | - | - | - | - | - | 24.948 | 33.532 | 0.117 | 48.27 | 2 | 14:00 |
| 4 | Balimela | 9.882 | 9.150 | 0.000 | 0.000 | 21.636 | 15.442 | 5.132 | 4.184 | 65.426 | 87.938 | 0.557 | 358.89 | 18 | 22:00 |
| 5 | Rengali | 11.296 | 9.735 | 11.897 | 11.154 | 8.222 | - | - | - | 52.304 | 70.301 | 0.118 | 200.15 | 9 | 23:00 |
| 6 | Upper Kolab | 19.140 | 0.000 | 9.869 | 11.584 | - | - | - | - | 40.593 | 54.560 | 0.175 | 227.93 | 17 | 21:00 |
| 7 | Upper Indravati | 45.741 | 30.365 | 34.266 | 0.000 | - | - | - | - | 110.372 | 148.349 | 2.712 | 450.52 | 8 | 03:00 |
| 8 | Total Hydro (OHPC) | - | - | - | - | - | - | - | - | **338.543** | 455.031 | | | | |
| 9 | Machhakund (Orissa drawal) | - | - | - | - | | - | - | - | 32.480 | 43.656 | | 58.05 | 23 | 19:00 |
| 10 | Total Hydro | - | - | - | - | - | - | - | - | 371.023 | 498.687 | | 1342.24 | 29 | 24:00 |
| 11 | TTPS-I | - | - | - | - | - | - | | - | 0.000 | 0.000 | | 0.00 | 1 | 01:00 |
| 12 | TTPS-II | - | - | - | - | - | - | - | - | 0.000 | 0.000 | | 0.00 | 1 | 01:00 |
| 13 | Total TTPS | - | - | - | - | - | | - | - | 0.000 | 0.000 | 0.000 | 0.00 | 1 | 01:00 |
| 14 | IBTPS-I | 129.73 | 137.931 | - | - | - | - | - | - | 267.660 | 359.758 | 30.269 | 1476.54 | 31.00 | 19:00 |
| 15 | IBTPS-II | | | 436.485 | 447.446 | - | - | - | - | 883.931 | 1188.079 | 47.055 | | | |
| 16 | Total IBTPS | | | | | | | | | 1151.591 | 1547.837 | | | | |
| 17 | IPPs & CGPs Support | - | - | - | - | - | - | - | - | 749.079 | 1006.827 | | | | |
| 18 | Total Thermal & IPPs & CGP | - | - | - | - | - | - | - | - | 1900.670 | 2554.664 | | 2815.16 | 11 | 22:00 |
| 19 | Injection by Renewable projects | 77.993 | | | | | | | | 77.993 | 104.830 | | | | |
| 20 | Total self generation | - | - | - | - | - | - | - | - | 2349.687 | 3158.181 | 81.243 | 4104.28 | 8 | 24:00 |

**Note: 1. All the figures stated above are taken from operational meters. Those figures should not be used for any commercial calculation.**

### (B) IPPs / CGPs injection :-

| SL No. | Name of IPP / CGPs | Injection in ( MU) | Average (MW) | Maximum Injection (MW) | DATE | TIME (Hr.) |
|---|---|---|---|---|---|---|
| 1 | Aarti Steel Ltd, ghantikhal | 5.744 | 7.721 | 20.00 | 1 | 01:00 |
| 2 | AAL | 0.826 | 1.110 | | | |
| 3 | Action Ispat | 0.000 | 0.000 | | | |
| 4 | Aryan Ispat, | 6.758 | 9.083 | | | |
| 5 | BPPL | 85.805 | 115.329 | 127.78 | 23 | 14:00 |
| 6 | BPSL, Jharsuguda | 4.463 | 5.998 | 48.92 | 8 | 06:00 |
| 7 | TSBSL, Meramundali | 37.630 | 50.578 | 107.08 | 12 | 23:00 |
| 8 | GMR Kamalanga Energy Ltd.(IPP) | 149.390 | 200.793 | | | |
| 9 | HINDALCO, Hirakud | 2.738 | 3.681 | | | |
| 10 | IFFCO, Paradeep | 0.0000 | 0.000 | | | |
| 11 | IMFA , Choudwar | 28.369 | 38.131 | 62.78 | 31 | 11:00 |
| 12 | JINDAL, New Duburi | 2.286 | 3.073 | 17.93 | 29 | 09:00 |
| 13 | JSPL, Angul | 19.460 | 26.157 | 15.37 | 15 | 23:00 |
| 14 | Mahavir Ferro Alloys | 0.000 | 0.000 | | | |
| 15 | Maithan Ispat Ltd. | 6.338 | 8.519 | | | |
| 16 | Meenakshi Power Ltd. (SH) | 19.005 | 25.544 | | | |
| 17 | MSP, Jharsuguda | 6.040 | 8.118 | | | |
| 18 | NALCO , Angul | 10.466 | 14.068 | 35.89 | 24 | 16:00 |
| 19 | Narbheram | 0.000 | 0.000 | | | |
| 20 | NBVL , Kharag Prasad | 62.430 | 83.911 | 115.86 | 21 | 05:00 |
| 21 | NINL , Duburi | 0.000 | 0.000 | | | |
| 22 | OCL | 4.298 | 5.777 | | | |
| 23 | OPCL, Samal (SH) | 9.313 | 12.517 | | | |
| 24 | BPPLT | 0.031 | 0.041 | | | |
| 25 | Saptadhara | 0.091 | 0.122 | | | |
| 26 | Kakatiya | 0.329 | 0.442 | | | |
| 27 | PSAL, Keonjhar | 0.000 | 0.000 | | | |
| 28 | RSP , Rourkela | 0.046 | 0.062 | | | |
| 29 | Shree Ganesh | 0.422 | 0.567 | | | |
| 30 | Shyam Metallics | 0.024 | 0.032 | | | |
| 31 | SMC Power | 18.231 | 24.504 | | | |
| 32 | TSLPL | 13.991 | 18.806 | | | |
| 33 | Vedanta Ltd. (IPP-Unit-2) | 220.554 | 296.444 | | | |
| 34 | Vedanta, Jharsuguda | 33.623 | 45.192 | | | |
| 35 | Vedanta, Lanjigarh | 0.304 | 0.409 | | | |
| 36 | VISA Steel, New-Duburi | 0.074 | 0.099 | 4.85 | 19 | 22:00 |
| 37 | Yazdani Steel & Power Ltd., J.J Rd | 0.000 | 0.000 | | | |
| 38 | Vedanta Ltd. (3*600) | 0.000 | 0.000 | | | |
| | Total support from CPPs | **749.079** | **1006.827** | | | |

### (C)EXCHANGE OF ENERGY WITH CENTRAL SECTOR

| Name of the Tie line | Net MU | Avg MW | Maximum Import (MW) | DATE | TIME | Maximum Export (MW) | DATE | TIME |
|---|---|---|---|---|---|---|---|---|
| 132KV JODA-KENDUPOSI | -14.38 | -19.33 | 0.00 | 11 | 11:00 | -50.27 | 16 | 20:00 |
| 132KV KALABADIA-BANGIRIPOSI | 33.92 | 45.59 | 66.86 | 11 | 23:00 | 8.85 | 27 | 24:00 |
| 132KV KALABADIA-BARIPADA | -0.89 | -1.19 | 0.00 | 28 | 01:00 | -1.95 | 17 | 17:00 |
| 132 KV BHOGRAI-KUCHEI | 15.13 | 20.34 | 29.01 | 30 | 17:00 | 9.44 | 24 | 19:00 |
| 132 KV JALESWAR-KUCHEI | 19.17 | 25.77 | 33.66 | 8 | 23:00 | 5.07 | 30 | 18:00 |
| 220KV JODA-JAMSHEDPUR | 4.16 | 5.59 | 85.79 | 26 | 16:00 | -59.51 | 13 | 24:00 |
| 220KV JODA-RAMCHANDRAPUR | 72.45 | 97.38 | 144.05 | 16 | 03:00 | -0.35 | 12 | 10:00 |
| 220KV RENGALI SY- RENGALI P.G-I | 32.70 | 43.96 | 77.94 | 10 | 15:00 | 3.37 | 23 | 19:00 |
| 220KV RENGALI SY- RENGALI P.G-II | 35.21 | 47.32 | 81.93 | 10 | 15:00 | 4.92 | 23 | 19:00 |
| 220KV JAYANAGAR JEYPORE PG-I | -8.20 | -11.03 | 24.78 | 15 | 12:00 | -80.48 | 9 | 23:00 |
| 220KV JAYANAGAR JEYPORE PG-II | -11.22 | -15.08 | 27.66 | 15 | 12:00 | -116.67 | 2 | 24:00 |
| 220KV RENGALI P.H-KANIHA | -35.18 | -47.28 | 5.32 | 25 | 16:00 | -106.46 | 20 | 23:00 |
| 220KV TTPS-KANIHA | 58.13 | 78.14 | 126.70 | 9 | 16:00 | 5.90 | 25 | 18:00 |
| 220KV MERAMUNDALI-KANIHA-I | 58.79 | 79.01 | 125.59 | 25 | 01:00 | 36.01 | 1 | 11:00 |
| 220KV MERAMUNDALI-KANIHA-II | 59.29 | 79.69 | 127.56 | 25 | 01:00 | 9.82 | 9 | 16:00 |
| 220KV TARAKARA-BISRA-I & II | 153.31 | 206.06 | 340.99 | 25 | 17:00 | 41.30 | 18 | 20:00 |
| 220 KV KALABADIA-BALASORE-I&II | 175.91 | 236.44 | 317.43 | 17 | 14:00 | 138.39 | 15 | 21:00 |
| 220KV KATAPALI- BOLANGIR(PG) | -3.28 | -4.40 | 0.60 | 18 | 17:00 | -11.48 | 30 | 23:00 |
| 220KV SADEIPALI - BOLANGIR(PG) | 119.34 | 160.41 | 259.14 | 31 | 20:00 | -9.05 | 4 | 13:00 |
| 220KV BUDHIPADAR-KORBA-I | -38.01 | -51.09 | 34.83 | 15 | 12:00 | -110.83 | 13 | 19:00 |
| 220KV BUDHIPADAR-KORBA-II | 41.42 | 55.67 | 134.01 | 27 | 14:00 | -110.83 | 13 | 19:00 |
| 220KV BUDHIPADAR-KORBA-III | 38.79 | 52.14 | 123.22 | 27 | 14:00 | 0.00 | 11 | 10:00 |
| 220KV ATRI- PANDIVIL | 177.61 | 238.72 | 373.09 | 31 | 16:00 | 5.22 | 10 | 19:00 |
| 220KVSAMANGHARA- PANDIVIL | 0.00 | 0.00 | 0.03 | 27 | 06:00 | 160.93 | 1 | 18:00 |
| 220KV KEONJHAR GR-KEONJHAR PG-I | 4.86 | 6.54 | 10.05 | 23 | 24:00 | 0.74 | 23 | 24:00 |
| 220KV KEONJHAR GR-KEONJHAR PG-II | 4.86 | 6.54 | 10.06 | 23 | 24:00 | 0.75 | 23 | 24:00 |
| 400KV INDRAVATI P.H-P.G | -5.22 | -7.01 | 125.23 | 28 | 21:00 | -109.82 | 31 | 16:00 |
| 400KV MERAMUNDALI-KANIHA | 487.62 | 655.40 | 1084.89 | 29 | 16:00 | 96.80 | 3 | 15:00 |
| 400KV MERAMUNDALI-ANGUL-I&II | 2.20 | 2.96 | 19.99 | 11 | 14:00 | 0.00 | 1 | 01:00 |
| 400KV MENDHASAL - PANDIABIL-I &II | -104.15 | -139.99 | 44.76 | 26 | 11:00 | -235.27 | 13 | 24:00 |
| 400KV DUBURI - PANDIABIL | -67.93 | -91.30 | 0.00 | 8 | 23:00 | -123.23 | 19 | 19:00 |
| 400KV DUBURI - BARIPADA | 81.86 | 110.02 | 284.39 | 15 | 20:00 | -18.59 | 13 | 24:00 |
| 400KV VEDANTA-JHARSUGUDA Ckt-I | 61.72 | 82.96 | 401.25 | 21 | 12:00 | -102.03 | 1 | 23:00 |
| 400KV VEDANTA-JHARSUGUDA Ckt-II | 61.79 | 83.05 | 402.17 | 21 | 12:00 | -102.53 | 1 | 23:00 |
| 400KV_OPGC-JHARS_PG - I | -57.17 | -76.84 | 143.62 | 21 | 12:00 | -215.11 | 1 | 23:00 |
| 400KV_OPGC-JHARS_PG - II | -56.55 | -76.01 | 143.86 | 21 | 12:00 | -213.26 | 1 | 23:00 |
| 220KV JAYANAGAR JEYPORE PG-III & IV | -14.65 | -19.68 | 36.59 | 9 | 08:00 | -165.05 | 8 | 23:00 |
| 220KV KESINGA- BOLANGIR_PG | 0.59 | 0.79 | 14.71 | 2 | 11:00 | -4.40 | 28 | 23:00 |
| 220KV PRATAPSASAN-PANDIAVIL CKT-I | 51.32 | 68.97 | 99.36 | 22 | 16:00 | -20.42 | 27 | 09:00 |
| 220KV PRATAPSASAN-PANDIAVIL CKTII | 53.28 | 71.61 | 100.20 | 22 | 16:00 | -21.64 | 27 | 09:00 |
| **Net ISGS** | **1488.62** | **2000.83** | **3200.97** | **24** | **14:00** | **1056.08** | **1.00** | **23:00** |

### ABSTRACT OF SYSTEM DEMAND

| Particulars | Energy MU | Average MW | Peak MW | DATE | TIME |
|---|---|---|---|---|---|
| Total gross generation( Including CPP+IPP) | 2349.687 | 3158.181 | 4104.28 | 8 | 24:00 |
| Power Station Auxiliary consumption | 81.243 | 109.198 | | | |
| Total net generation( Including CPP+IPP) | 2268.444 | 3048.983 | 4091.56 | 8 | 24:00 |
| Net ISGS | 1488.618 | 2000.830 | 3200.97 | 24 | 14:00 |
| System Demand | 3757.061 | 5049.814 | 6047.90 | 19 | 16:00 |
| Trading | | | | | |
| Average of Peak Demand (MW) | | **5493.724** | | | |
| Average of Minimum Demand (MW) | | **4353.005** | | | |

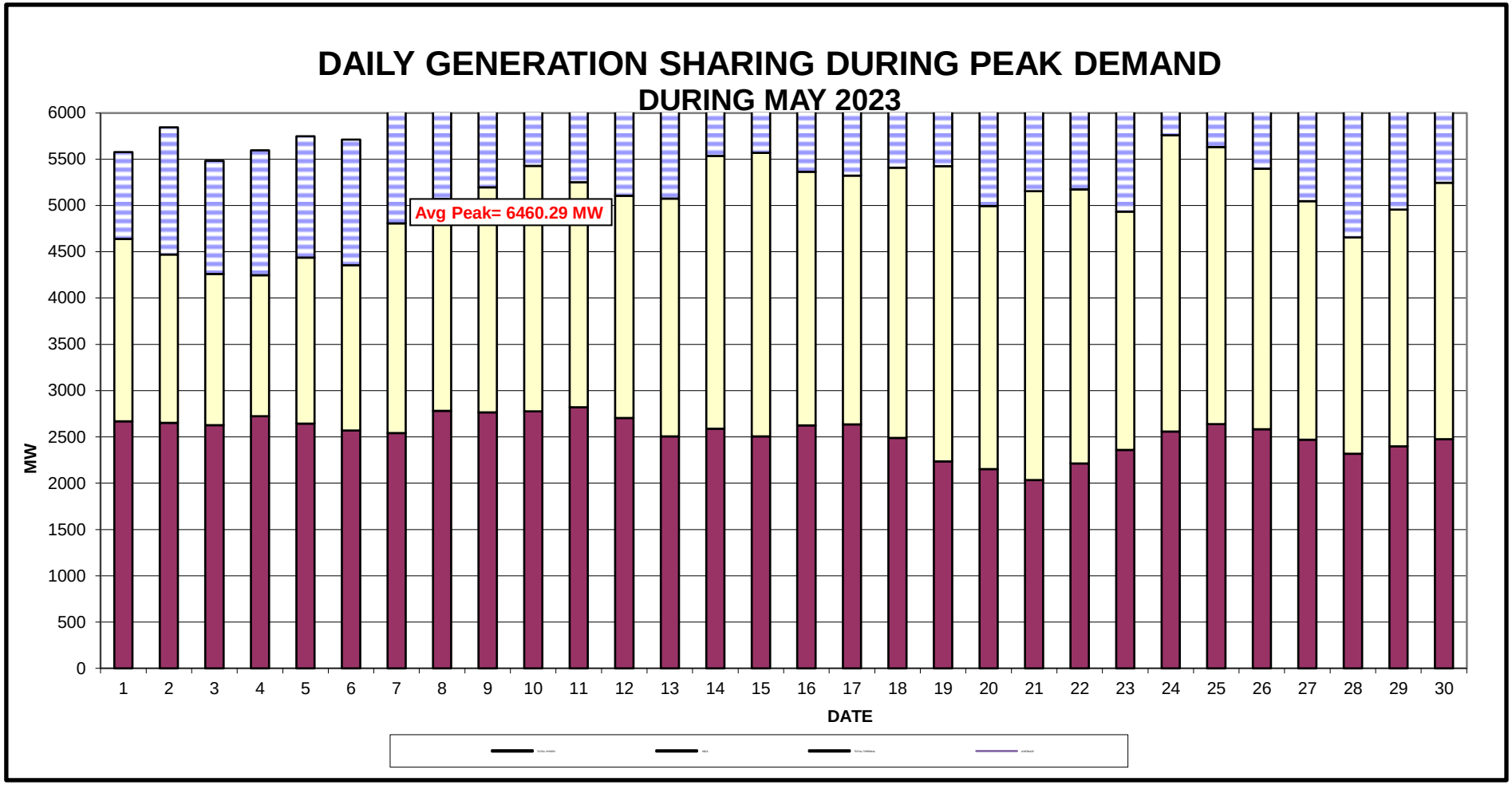
DAILY GENERATION SHARING DURING PEAK DEMAND
DURING MAY 2023
Avg Peak= 6460.29 MW
MW
DATE
6000
5500
5000
4500
4000
3500
3000
2500
2000
1500
1000
500
0
1 2 3 4 5 6 7 8 9 10 11 12 13 14 15 16 17 18 19 20 21 22 23 24 25 26 27 28 29 30

## JOLAPUT RESERVOIR LEVEL

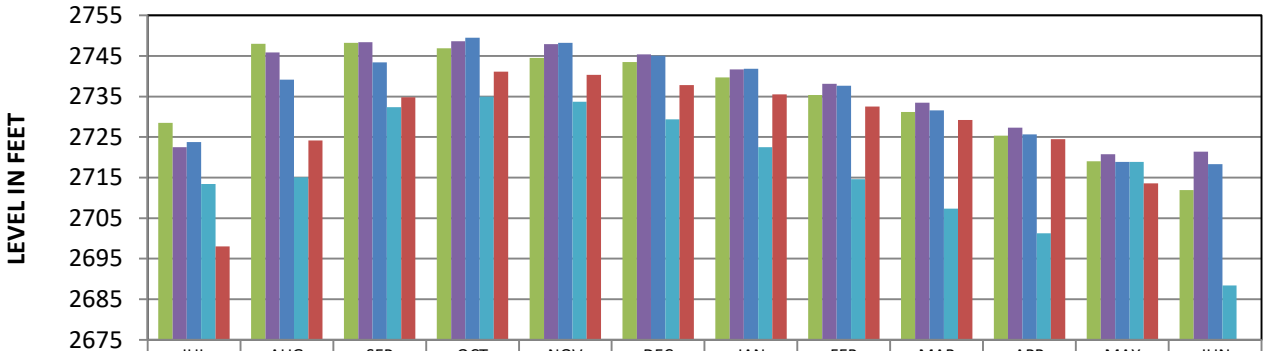


| | JUL | AUG | SEP | OCT | NOV | DEC | JAN | FEB | MAR | APR | MAY | JUN |
|---|---|---|---|---|---|---|---|---|---|---|---|---|
| 2018-19 | 2728.50 | 2748.00 | 2748.20 | 2746.90 | 2744.50 | 2743.50 | 2739.70 | 2735.40 | 2731.20 | 2725.35 | 2719.00 | 2711.90 |
| 2019-20 | 2722.50 | 2745.85 | 2748.40 | 2748.60 | 2747.90 | 2745.40 | 2741.65 | 2738.15 | 2733.50 | 2727.35 | 2720.75 | 2721.40 |
| 2020-21 | 2723.75 | 2739.15 | 2743.45 | 2749.50 | 2748.20 | 2745.10 | 2741.85 | 2737.65 | 2731.55 | 2725.70 | 2718.85 | 2718.30 |
| 2021-22 | 2713.40 | 2715.05 | 2732.40 | 2735.00 | 2733.70 | 2729.35 | 2722.50 | 2714.60 | 2707.35 | 2701.30 | 2718.85 | 2688.40 |
| 2022-23 | 2698.00 | 2724.15 | 2734.80 | 2741.10 | 2740.35 | 2737.80 | 2735.55 | 2732.55 | 2729.25 | 2724.45 | 2713.60 | |

**MONTH (End)**

## BALIMELA RESERVOIR LEVEL

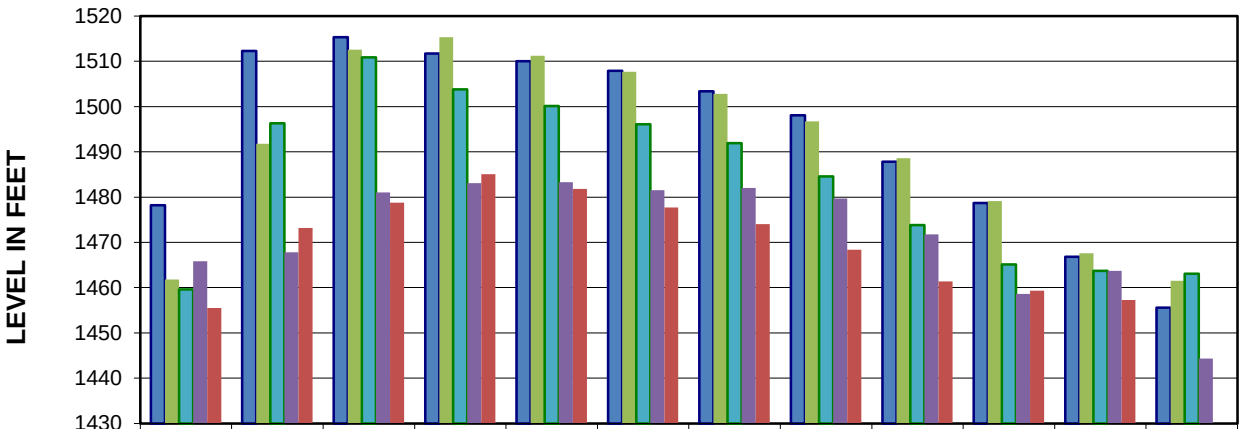


| | JUL | AUG | SEP | OCT | NOV | DEC | JAN | FEB | MAR | APR | MAY | JUNE |
|---|---|---|---|---|---|---|---|---|---|---|---|---|
| 2018-19 | 1478.20 | 1512.30 | 1515.30 | 1511.70 | 1510.00 | 1507.90 | 1503.40 | 1498.10 | 1487.80 | 1478.70 | 1466.80 | 1455.60 |
| 2019-20 | 1461.80 | 1491.80 | 1512.60 | 1515.30 | 1511.20 | 1507.70 | 1502.80 | 1496.70 | 1488.60 | 1479.10 | 1467.60 | 1461.50 |
| 2020-21 | 1459.60 | 1496.30 | 1510.90 | 1503.80 | 1500.10 | 1496.10 | 1491.90 | 1484.60 | 1473.80 | 1465.10 | 1463.70 | 1463.10 |
| 2021-22 | 1465.80 | 1467.80 | 1481.00 | 1483.10 | 1483.30 | 1481.50 | 1482.00 | 1479.70 | 1471.80 | 1458.60 | 1463.70 | 1444.30 |
| 2022-23 | 1455.50 | 1473.20 | 1478.80 | 1485.10 | 1481.80 | 1477.70 | 1474.00 | 1468.40 | 1461.40 | 1459.30 | 1457.30 | |

**MONTH (End)**

## RENGALI RESERVOIR LEVEL

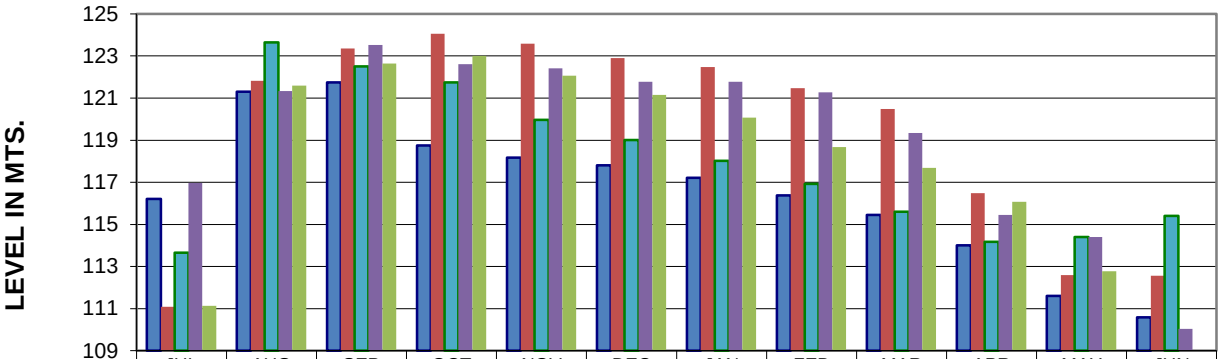


| | JUL | AUG | SEP | OCT | NOV | DEC | JAN | FEB | MAR | APR | MAY | JUN |
|---|---|---|---|---|---|---|---|---|---|---|---|---|
| 2018-19 | 116.21 | 121.30 | 121.75 | 118.75 | 118.17 | 117.81 | 117.22 | 116.38 | 115.45 | 114.00 | 111.60 | 110.59 |
| 2019-20 | 111.09 | 121.82 | 123.35 | 124.05 | 123.58 | 122.90 | 122.47 | 121.47 | 120.48 | 116.49 | 112.60 | 112.56 |
| 2020-21 | 113.66 | 123.64 | 122.50 | 121.75 | 119.96 | 119.01 | 118.02 | 116.93 | 115.60 | 114.18 | 114.40 | 115.40 |
| 2021-22 | 116.97 | 121.34 | 123.53 | 122.61 | 122.42 | 121.78 | 121.78 | 121.28 | 119.35 | 115.45 | 114.40 | 110.04 |
| 2022-23 | 111.14 | 121.59 | 122.64 | 123.01 | 122.06 | 121.15 | 120.07 | 118.67 | 117.69 | 116.08 | 112.78 | |

**MONTH (End)**

## HIRAKUD RESERVOIR LEVEL

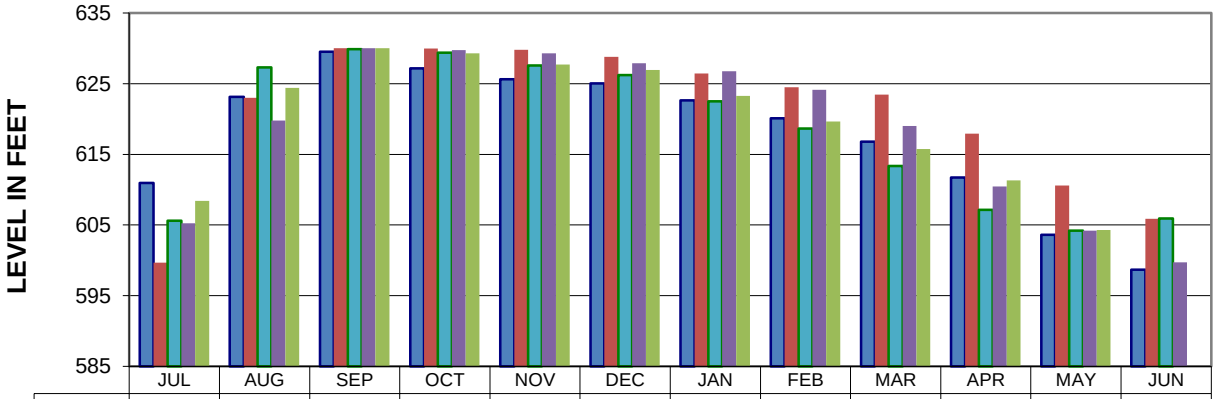


| | JUL | AUG | SEP | OCT | NOV | DEC | JAN | FEB | MAR | APR | MAY | JUN |
|---|---|---|---|---|---|---|---|---|---|---|---|---|
| 2018-19 | 610.93 | 623.12 | 629.50 | 627.17 | 625.62 | 625.04 | 622.65 | 620.08 | 616.77 | 611.71 | 603.60 | 598.69 |
| 2019-20 | 599.69 | 623.00 | 630.00 | 629.97 | 629.81 | 628.79 | 626.45 | 624.50 | 623.43 | 617.91 | 610.60 | 605.89 |
| 2020-21 | 605.58 | 627.29 | 629.89 | 629.37 | 627.58 | 626.23 | 622.52 | 618.65 | 613.37 | 607.15 | 604.21 | 605.91 |
| 2021-22 | 605.23 | 619.79 | 630.00 | 629.75 | 629.29 | 627.89 | 626.75 | 624.12 | 619.02 | 610.47 | 604.21 | 599.73 |
| 2022-23 | 608.43 | 624.39 | 630.00 | 629.31 | 627.73 | 626.95 | 623.25 | 619.65 | 615.77 | 611.33 | 604.29 | |

**MONTH (End)**

## U.KOLAB RESERVOIR LEVEL

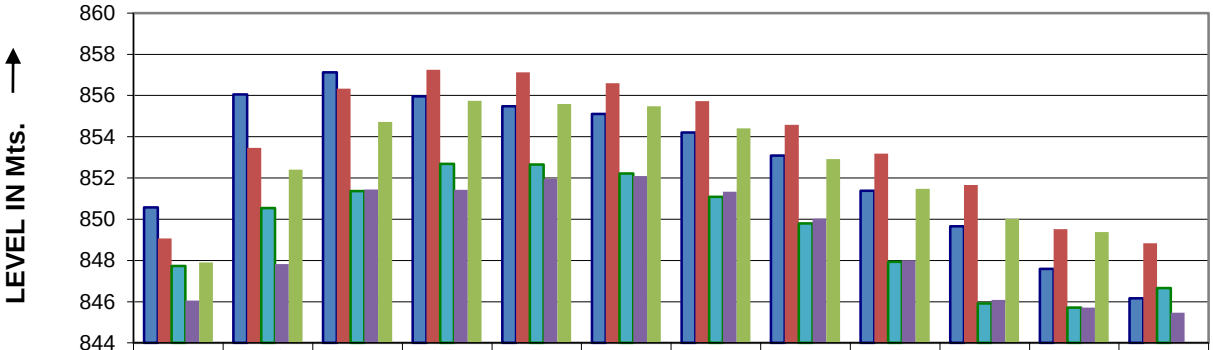


| | JUL | AUG | SEP | OCT | NOV | DEC | JAN | FEB | MAR | APR | MAY | JUN |
|---|---|---|---|---|---|---|---|---|---|---|---|---|
| 2018-19 | 850.58 | 856.05 | 857.12 | 855.96 | 855.48 | 855.11 | 854.20 | 853.08 | 851.38 | 849.65 | 847.59 | 846.16 |
| 2019-20 | 849.06 | 853.46 | 856.33 | 857.25 | 857.12 | 856.60 | 855.72 | 854.58 | 853.18 | 851.66 | 849.52 | 848.84 |
| 2020-21 | 847.73 | 850.54 | 851.36 | 852.68 | 852.66 | 852.22 | 851.09 | 849.79 | 847.94 | 845.92 | 845.72 | 846.66 |
| 2021-22 | 846.06 | 847.83 | 851.44 | 851.42 | 851.95 | 852.09 | 851.33 | 850.03 | 848.01 | 846.09 | 845.72 | 845.47 |
| 2022-23 | 847.91 | 852.40 | 854.71 | 855.74 | 855.59 | 855.48 | 854.41 | 852.91 | 851.48 | 850.01 | 849.37 | |

**MONTH (End)**

## INDRAVATI RESERVOIR LEVEL

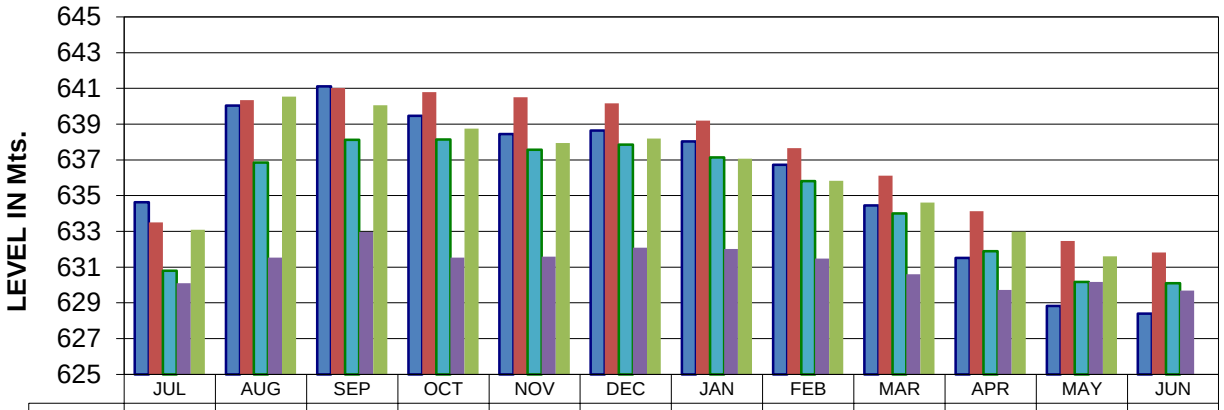


| | JUL | AUG | SEP | OCT | NOV | DEC | JAN | FEB | MAR | APR | MAY | JUN |
|---|---|---|---|---|---|---|---|---|---|---|---|---|
| 2018-19 | 634.64 | 640.04 | 641.12 | 639.46 | 638.45 | 638.65 | 638.03 | 636.72 | 634.45 | 631.52 | 628.82 | 628.40 |
| 2019-20 | 633.50 | 640.34 | 641.03 | 640.79 | 640.50 | 640.17 | 639.19 | 637.66 | 636.11 | 634.13 | 632.47 | 631.82 |
| 2020-21 | 630.80 | 636.85 | 638.12 | 638.14 | 637.56 | 637.85 | 637.14 | 635.82 | 634.00 | 631.90 | 630.18 | 630.10 |
| 2021-22 | 630.10 | 631.53 | 632.97 | 631.54 | 631.59 | 632.08 | 632.01 | 631.48 | 630.60 | 629.72 | 630.18 | 629.69 |
| 2022-23 | 633.09 | 640.55 | 640.06 | 638.75 | 637.94 | 638.20 | 637.07 | 635.83 | 634.62 | 632.99 | 631.61 | |

**MONTH (End)**

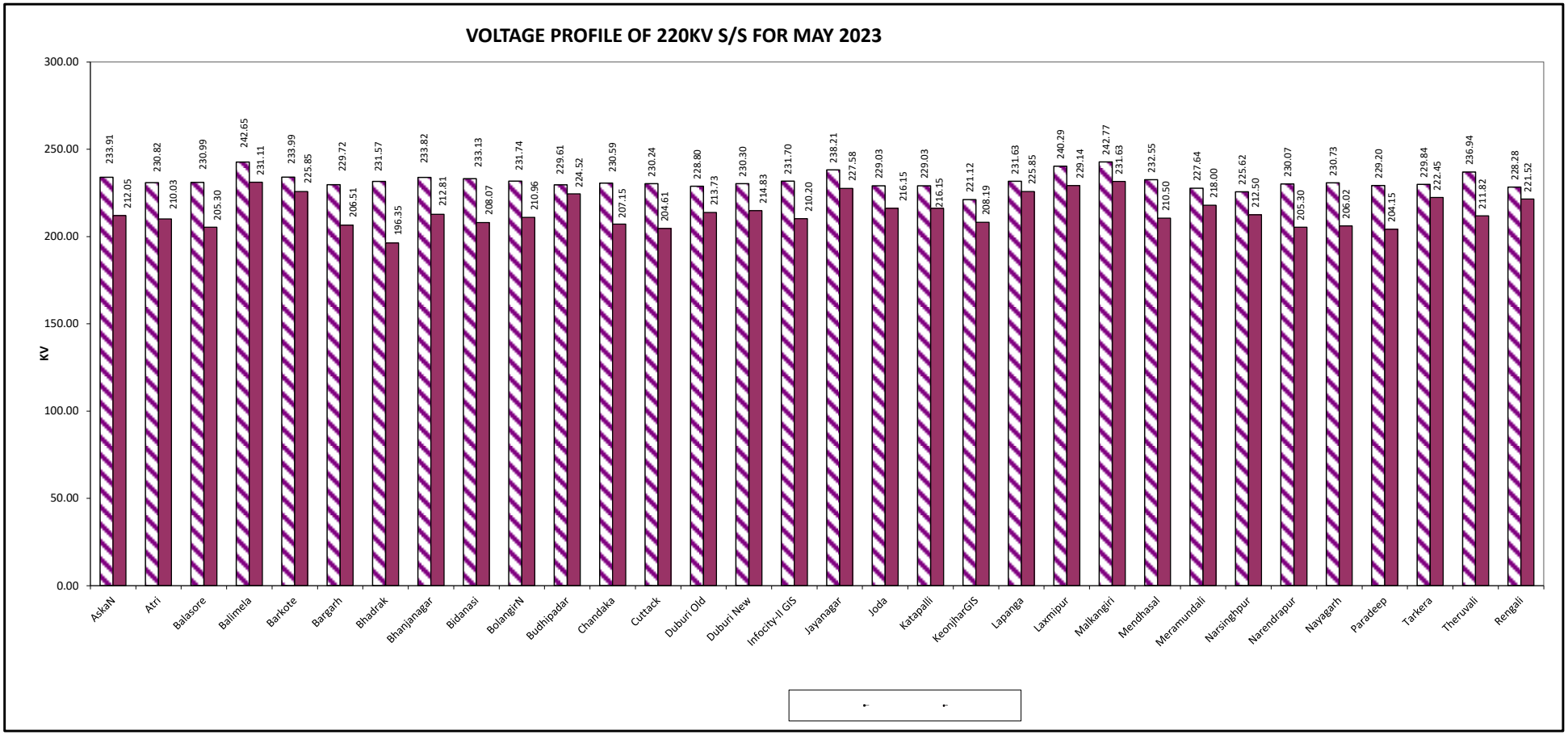


| STATION | ATRI | | BALASORE | | BARKOTE | | BARGARH(N | | BHADRAK | | BHANJNAGAR | | BIDANASI | | BOLANGIR | | BUDHIPADAR | | CHANDAKA | | CUTTACK | | DUBURI | | DUBURI (N) | | JAYANAGAR | | JODA | | KATAPALI | | LAPANGA | | LAXMIPUR | | MENDHASAL | | MERAMUNDALI | | NARENDRAPUR | | NAYAGARH | | PARADEEP | | TARKERA | | THERUVALI | |
|---|---|---|---|---|---|---|---|---|---|---|---|---|---|---|---|---|---|---|---|---|---|---|---|---|---|---|---|---|---|---|---|---|---|---|---|---|---|---|---|---|---|---|---|---|---|---|---|---|
| | DAY | Hrs. | DAY | Hrs. | DAY | Hrs. | DAY | Hrs. | DAY | Hrs. | DAY | Hrs. | DAY | Hrs. | DAY | Hrs. | DAY | Hrs. | DAY | Hrs. | DAY | Hrs. | DAY | Hrs. | DAY | Hrs. | DAY | Hrs. | DAY | Hrs. | DAY | Hrs. | DAY | Hrs. | DAY | Hrs. | DAY | Hrs. | DAY | Hrs. | DAY | Hrs. | DAY | Hrs. | DAY | Hrs. | DAY | Hrs. | DAY | Hrs. |
| MAXM. | #REF! | 13:45 | #REF! | 18:15 | 45047 | 00:15 | 45065 | 03:30 | 45074 | 14:00 | 45069 | 21:15 | 45047 | 00:15 | 45073 | 13:45 | 45074 | 18:15 | 45047 | 21:15 | 45065 | 05:45 | 45073 | 18:15 | 45047 | 18:15 | 45065 | 17:15 | 45065 | 18:15 | 45062 | 18:15 | 45062 | 03:30 | 45065 | 21:15 | 45069 | 21:15 | 45073 | 14:00 | 45073 | 21:00 | 45047 | 13:30 | 45073 | 13:30 | 45047 | 18:15 | 45069 | 13:45 |
| MINM. | #REF! | 13:00 | #REF! | 15:00 | 45061 | 14:15 | 45070 | 11:00 | 45063 | 19:15 | 45061 | 16:30 | 45064 | 14:00 | 45055 | 13:00 | 45063 | 15:00 | 45061 | 16:30 | 45070 | 16:15 | 45055 | 15:00 | 45059 | 15:00 | 45070 | 15:00 | 45070 | 15:00 | 45070 | 15:00 | 45070 | 11:00 | 45070 | 15:45 | 45061 | 15:45 | 45068 | 12:30 | 45068 | 16:15 | 45072 | 11:00 | 45055 | 13:45 | 45061 | 15:00 | 45075 | 15:00 |

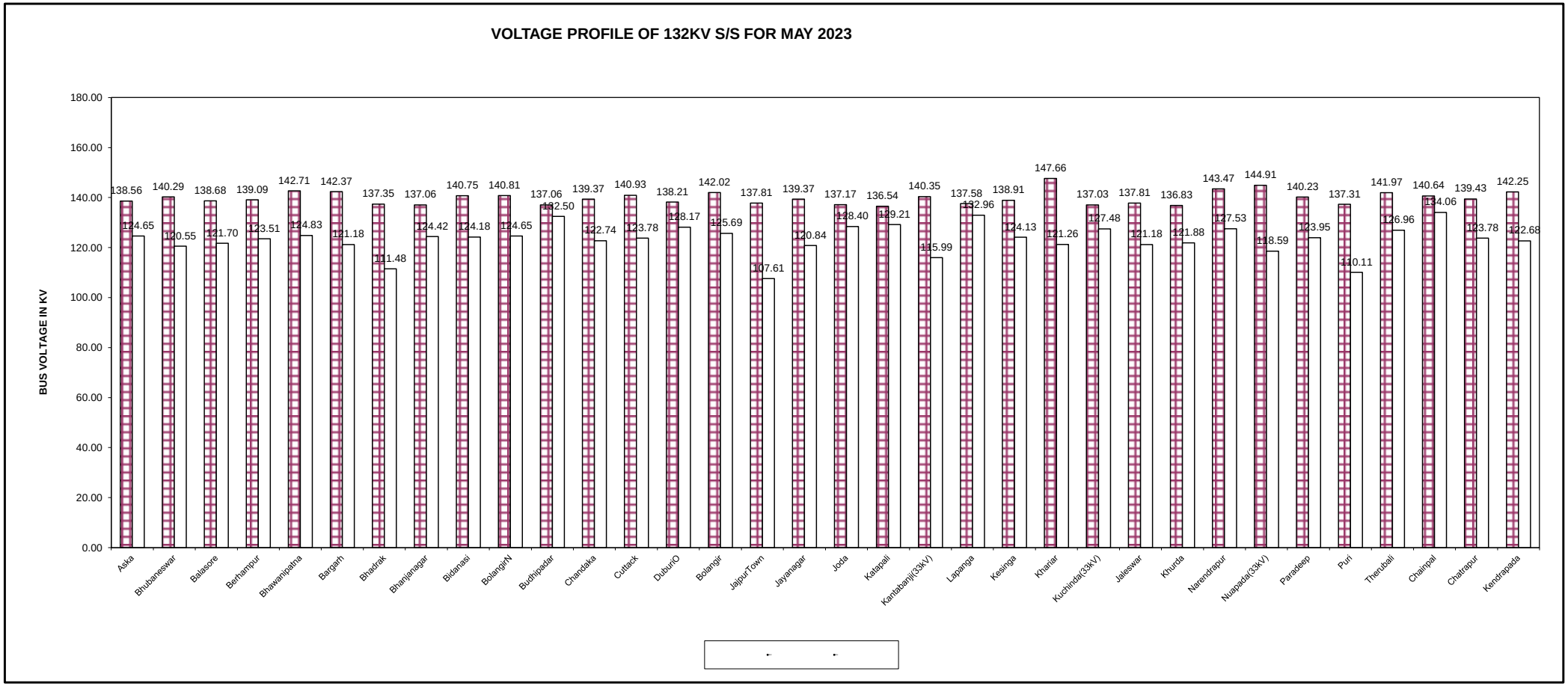


| STN | CHATRAPUR | | BALASORE | | CHAINPAL | | BARGARH (N) | | BHADRAK | | BHANJNAGAR | | BIDANASI | | BOLANGIR | | BUDHIPADAR | | CHANDAKA | | CUTTACK | | DUBURI | | KHURDA | | JAYANAGAR | | JODA | |
|---|---|---|---|---|---|---|---|---|---|---|---|---|---|---|---|---|---|---|---|---|---|---|---|---|---|---|---|---|---|---|
| | DAY | Hrs. | DAY | Hrs. | DAY | Hrs. | DAY | Hrs. | DAY | Hrs. | DAY | Hrs. | DAY | Hrs. | DAY | Hrs. | DAY | Hrs. | DAY | Hrs. | DAY | Hrs. | DAY | Hrs. | DAY | Hrs. | DAY | Hrs. | DAY | Hrs. |
| MAX | 45062 | 18:00 | 45065 | 18:15 | 45074 | 00:15 | 45073 | 16:45 | 45073 | 21:00 | 45073 | 20:30 | 45074 | 00:15 | 45047 | 13:30 | 45065 | 18:30 | 45073 | 21:15 | 45047 | 5:45 | 45065 | 18:15 | 45065 | 18:15 | 45062 | 17:15 | 45073 | 21:15 |
| MIN | 45061 | 13:00 | 45075 | 15:30 | 45063 | 14:15 | 45061 | 13:00 | 45063 | 16:15 | 45055 | 16:30 | 45063 | 14:15 | 45061 | 13:00 | 45062 | 14:45 | 45055 | 16:30 | 45068 | 12:00 | 45070 | 15:00 | 45070 | 15:00 | 45070 | 15:00 | 45055 | 16:15 |

| STN | KATAPALI | | LAPANGA | | MANCHESWAR | | PURI | | MERAMUNDALI | | NARENDRAPUR | | BERHAMPUR | | PARADEEP | | TARKERA | | THERUVALI | | Bhubaneswar | |
|---|---|---|---|---|---|---|---|---|---|---|---|---|---|---|---|---|---|---|---|---|---|---|
| | DAY | Hrs. | DAY | Hrs. | DAY | Hrs. | DAY | Hrs. | DAY | Hrs. | DAY | Hrs. | DAY | Hrs. | DAY | Hrs. | DAY | Hrs. | DAY | Hrs. | DAY | Hrs. |
| MAX | 45074 | 00:15 | 45047 | 13:15 | 45068 | 06:00 | 45073 | 21:00 | 45073 | 21:15 | 45047 | 05:45 | 45073 | 21:15 | #### | 21:15 | 45065 | 19:00 | 45074 | 00:15 | 45071 | 15:45 |
| MIN | 45063 | 14:15 | 45073 | 15:15 | 45054 | 12:00 | 45068 | 15:45 | 45056 | 17:30 | 45073 | 16:15 | 45055 | 16:15 | #### | 17:30 | 45072 | 15:15 | 45063 | 14:15 | 45070 | 15:00 |

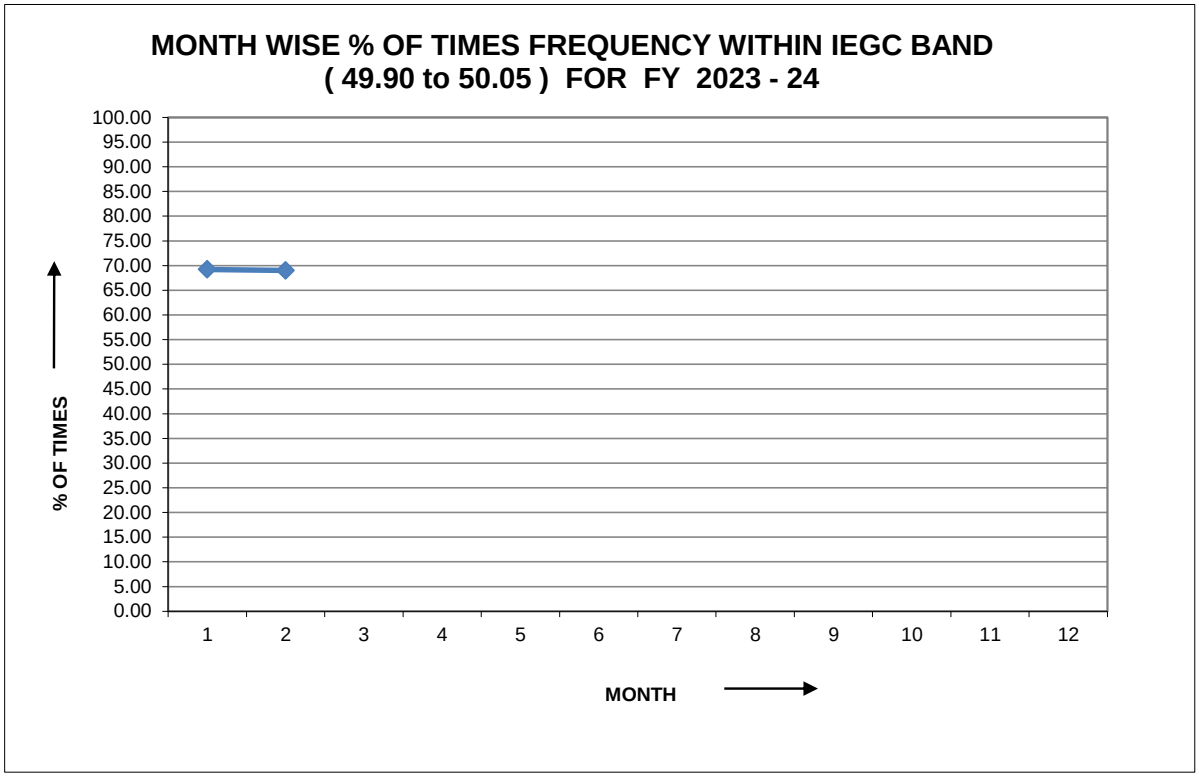


## FREQUENCY WITHIN THE STANDARD BAND & ABOVE .

**( FROM 2021-2022 TO 2023- 2024 )**

| YEAR | FREQUENCY | APRIL | MAY | JUNE | JULY | AUG. | SEPT. | OCT. | NOV. | DEC. | JAN. | FEB. | MARCH | ANNUAL |
|---|---|---|---|---|---|---|---|---|---|---|---|---|---|---|
| **2021- 2022** | Average in Hz | 49.99 | 50.00 | 50.00 | 50.00 | 49.99 | 50.00 | 49.99 | 50.00 | 49.97 | 50.00 | 50.00 | 49.96 | 49.99 |
| | % of time (49.9 to 50.05 Hz) | 75.39 | 75.07 | 75.03 | 75.64 | 77.28 | 77.53 | 74.77 | 74.44 | 73.84 | 76.8 | 77.98 | 72.63 | 75.53 |
| | % of time (above 50.05 Hz) | 16.63 | 18.39 | 18.96 | 18.98 | 15.12 | 18.37 | 14.29 | 17.50 | 18.91 | 16.83 | 15.57 | 9.60 | 16.60 |
| **2022- 2023** | Average in Hz | 49.93 | 49.99 | 49.98 | 50.00 | 49.99 | 49.99 | 50.00 | 49.99 | 50.00 | 49.99 | 49.99 | 50.00 | 49.99 |
| | % of time (49.9 to 50.05 Hz) | 60.42 | 72.79 | 73.99 | 74.08 | 78.08 | 83.03 | 78.80 | 77.07 | 57.92 | 59.61 | 65.45 | 66.47 | 70.64 |
| | % of time (above 50.05 Hz) | 8.02 | 14.97 | 12.64 | 17.23 | 13.24 | 10.86 | 15.83 | 15.10 | 28.92 | 26.70 | 23.37 | 23.85 | 17.56 |
| **2023- 2024** | Average in Hz | 49.99 | 49.99 | | | | | | | | | | | |
| | % of time (49.9 to 50.05 Hz) | 69.23 | 69.00 | | | | | | | | | | | |
| | % of time (above 50.05 Hz) | 20.14 | 20.75 | | | | | | | | | | | |

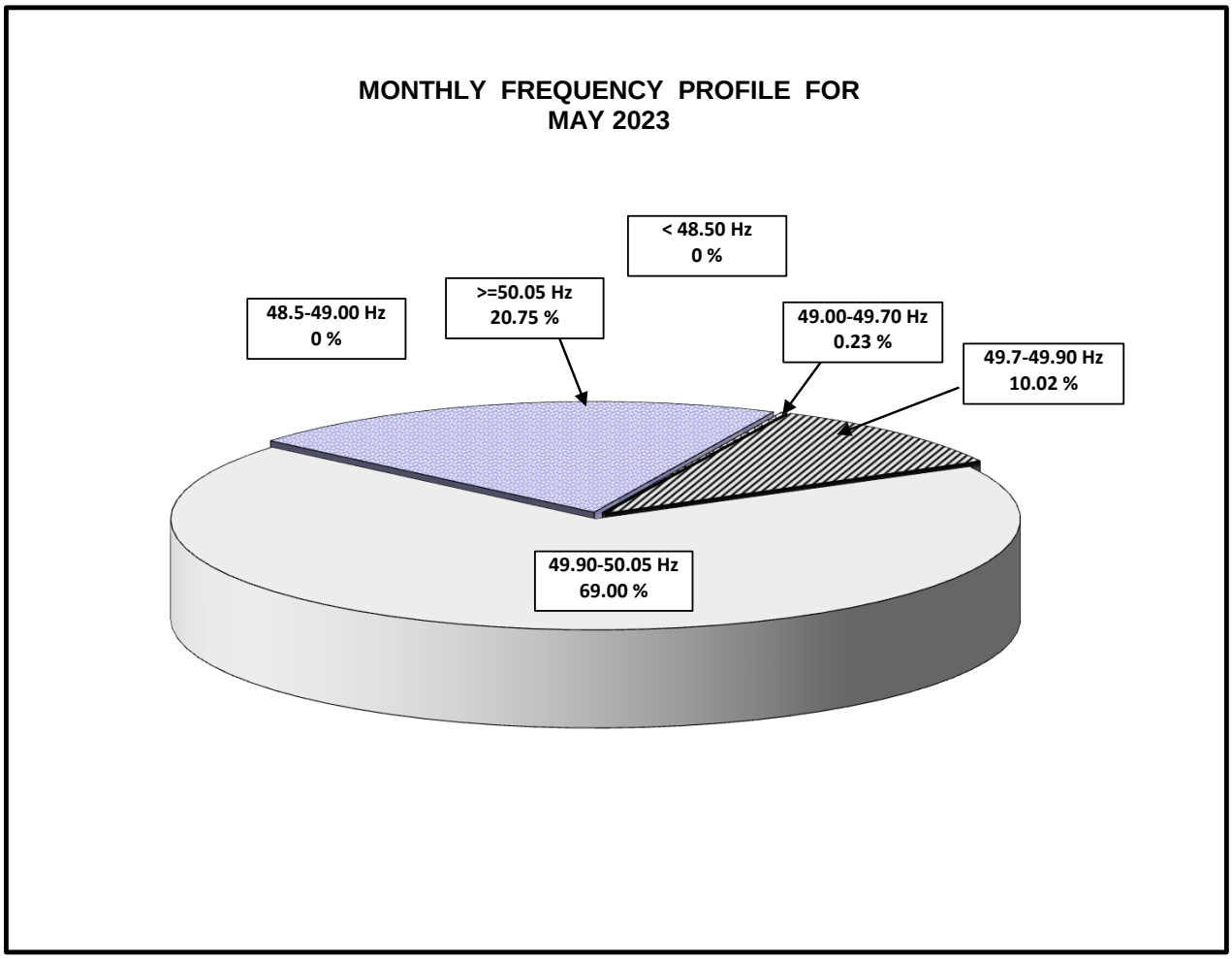


## FREQUENCY DISTRIBUTION FOR THE MONTH OF MAY - 2023 IN MINUTES

**( No of minutes during the month frequency remained)**

| Frequency/Day | 1 | 2 | 3 | 4 | 5 | 6 | 7 | 8 | 9 | 10 | 11 | 12 | 13 | 14 | 15 |
|---|---|---|---|---|---|---|---|---|---|---|---|---|---|---|---|
| <48.5 | 0 | 0 | 0 | 0 | 0 | 0 | 0 | 0 | 0 | 0 | 0 | 0 | 0 | 0 | 0 |
| 48.5-49.00 | 0 | 0 | 0 | 0 | 0 | 0 | 0 | 0 | 0 | 0 | 0 | 0 | 0 | 0 | 0 |
| 49.00-49.7 | 4 | 0 | 0 | 4 | 0 | 5 | 0 | 0 | 0 | 0 | 0 | 0 | 0 | 0 | 11 |
| 49.7-49.9 | 254 | 143 | 124 | 102 | 147 | 141 | 108 | 161 | 88 | 61 | 107 | 182 | 188 | 100 | 76 |
| 49.9-50.05 | 926 | 945 | 1109 | 1057 | 1057 | 1038 | 1091 | 1067 | 1109 | 1060 | 1021 | 1017 | 1121 | 931 | 943 |
| >50.05 | 256 | 352 | 207 | 277 | 236 | 256 | 241 | 212 | 243 | 319 | 312 | 241 | 131 | 409 | 410 |
| >=50.1Hz | 98 | 119 | 52 | 64 | 68 | 55 | 60 | 48 | 30 | 81 | 71 | 63 | 22 | 136 | 161 |
| | 1440 | 1440 | 1440 | 1440 | 1440 | 1440 | 1440 | 1440 | 1440 | 1440 | 1440 | 1440 | 1440 | 1440 | 1440 |

| Frequency/Day | 16 | 17 | 18 | 19 | 20 | 21 | 22 | 23 | 24 | 25 | 26 | 27 | 28 | 29 | 30 | 31 | Total |
|---|---|---|---|---|---|---|---|---|---|---|---|---|---|---|---|---|---|
| <48.50 | 0 | 0 | 0 | 0 | 0 | 0 | 0 | 0 | 0 | 0 | 0 | 0 | 0 | 0 | 0 | 0 | 0 |
| 48.5-49.00 | 0 | 0 | 0 | 0 | 0 | 0 | 0 | 0 | 0 | 0 | 0 | 0 | 0 | 0 | 0 | 0 | 0 |
| 49.00-49.70 | 2 | 0 | 12 | 0 | 0 | 0 | 6 | 0 | 0 | 0 | 2 | 4 | 22 | 11 | 19 | 0 | 2 |
| 49.7-49.90 | 146 | 152 | 245 | 86 | 89 | 91 | 206 | 34 | 90 | 87 | 176 | 296 | 254 | 353 | 148 | 39 | 75 |
| 49.9-50.05 | 1040 | 1056 | 910 | 1012 | 1075 | 1025 | 971 | 873 | 1023 | 997 | 969 | 861 | 953 | 880 | 743 | 920 | 513 |
| >50.05 | 252 | 232 | 273 | 342 | 276 | 324 | 257 | 533 | 327 | 356 | 293 | 279 | 211 | 196 | 530 | 481 | 154 |
| >=50.10Hz | 61 | 59 | 110 | 99 | 71 | 58 | 57 | 169 | 82 | 142 | 66 | 118 | 40 | 28 | 182 | 131 | 43 |
| | 1440 | 1440 | 1440 | 1440 | 1440 | 1440 | 1440 | 1440 | 1440 | 1440 | 1440 | 1440 | 1440 | 1440 | 1440 | | **744** |

| ENERGY DRAWAL OF TPCODL CONTROL AREA GRID SUBSTATIONS FOR THE MONTH OF MAY' 2023 | | | | | | | | |
|---|---|---|---|---|---|---|---|---|
| Sl.No | Name of Sub Station | Name of Feeder | Installed Capacity | SMD | Average Drawal | MAX DEMAND | | |
| | | | MVA | MW | MW | MW | Date | Time |
| 1 | Angul | MCL Feeder-1&2 | 132 kV | 31.000 | 24.120 | 33.200 | 15th May 2023 | 23:00 |
| | | Angul | 2x40+1x20=100 | 48.738 | 33.714 | 50.322 | 17th May 2023 | 22:15 |
| 2 | Angul PG | PGCIL Stn. Tertiary | | 0.085 | 0.085 | 0.085 | 1st May 2023 | 00:00 |
| 3 | Arati Steel | Arati Steel | 132 kV | 0.000 | 0.913 | 9.160 | 27th May 2023 | 09:45 |
| 4 | Argul | Argul | 2x40+1x20=100 | 24.680 | 18.965 | 28.040 | 16th May 2023 | 14:45 |
| 5 | Badagada | Badagada | 2x63=126 | 57.813 | 38.420 | 62.925 | 15th May 2023 | 12:00 |
| 6 | Balugaon | SOLARI Traction | 132kV | 4.400 | 3.647 | 12.520 | 27th May 2023 | 14:30 |
| | | Balugaon | 1x40+1x20+1x12.5=72.5 | 33.937 | 28.053 | 37.037 | 8th May 2023 | 19:30 |
| 7 | Banki | Banki | 2x20=40 | 18.652 | 12.882 | 21.608 | 26th May 2023 | 22:30 |
| 8 | Bhubaneswar | Bhubaneswar | 3x63=189 | 86.800 | 74.395 | 130.320 | 17th May 2023 | 15:15 |
| 9 | Bidanasi | Bidanasi | 2x63+1x40=166 | 95.003 | 63.890 | 112.830 | 17th May 2023 | 15:00 |
| 10 | Boinda | Boinda Traction | 132 kV | 1.800 | 3.026 | 14.960 | 4th May 2023 | 14:15 |
| | | Boinda | 1x20+2x12.5=45 | 18.814 | 13.885 | 19.625 | 19th May 2023 | 13:45 |
| 11 | BPPL S/W | BPPL Fdr-I&II | 132 kV | 0.000 | 0.000 | 0.040 | 27th May 2023 | 03:30 |
| 12 | Brajabiharipur | Brajabiharipur | 2x40=80 | 0.039 | 1.399 | 4.591 | 25th May 2023 | 16:30 |
| 13 | Chainpal | FCI Feeder | 132 kV | 0.305 | 0.291 | 0.528 | 23th May 2023 | 18:30 |
| | | Talcher Rd. Trac. | 132 kV | 8.880 | 9.263 | 16.440 | 15th May 2023 | 11:15 |
| | | Chainpal | 2x40+1x20=100 | 63.504 | 43.226 | 65.792 | 15th May 2023 | 22:45 |
| 14 | Chandaka | Chandaka | 3x63=189 | 126.001 | 87.502 | 145.028 | 16th May 2023 | 14:45 |
| 15 | Chandaka GIS | Chandaka GIS | 2x40=80 | 15.120 | 0.000 | 23.520 | 3rd May 2023 | 23:00 |
| 16 | Chandpur | Chandpur | 2x12.5=25 | 21.509 | 15.251 | 21.909 | 15th May 2023 | 23:45 |
| 17 | Choudwar | Choudwar Traction | 132 kV | 9.760 | 9.101 | 16.000 | 22th May 2023 | 13:15 |
| | | Choudwar | 3x40=120 | 41.306 | 37.678 | 58.587 | 22th May 2023 | 15:15 |
| 18 | Cuttack | Cuttack | 3x40=120 | 88.049 | 61.191 | 94.766 | 16th May 2023 | 14:45 |
| 19 | Dhenkanal | Joranda Trac. | 132 kV | 6.446 | 7.221 | 15.232 | 25th May 2023 | 08:00 |
| | | Narveram CGP Fdr | 33 kV | 0.000 | 0.000 | 0.000 | 1st May 2023 | 00:00 |
| | | Dhenkanal | 3x40=120 | 57.222 | 40.629 | 58.220 | 23th May 2023 | 22:45 |
| 20 | Global | Heavy Water Feeder | 132 kV | 0.440 | 0.390 | 0.560 | 16th May 2023 | 15:15 |
| | | Global | 1x20=20 | 0.553 | 0.465 | 2.048 | 9th May 2023 | 20:45 |
| 21 | Godisahi | Godisahi | 2x63=126 | 0.427 | 1.493 | 9.261 | 31th May 2023 | 15:15 |
| 22 | Goda | Goda | 1x40=40 | 7.940 | 6.672 | 9.327 | 29th May 2023 | 19:45 |
| 23 | Grid Steel Alloy S/W | GSAL Feeder | 132kV | 0.000 | 0.000 | 0.000 | 1st May 2023 | 00:00 |
| 24 | Kharagprasad | MGM Feeder | 132kV | 0.000 | 0.031 | 2.228 | 8th May 2023 | 02:30 |
| | | NBVL Fdr-1&2 | 132kV | 0.000 | 0.101 | 3.415 | 2nd May 2023 | 00:15 |
| | | SGEL Feeder | 132kV | 0.088 | 0.040 | 1.919 | 1st May 2023 | 08:30 |
| | | Meramundali Trac. | 132 kV | 6.960 | 7.081 | 17.492 | 8th May 2023 | 17:30 |
| | | Kharagprasad | 132 kV | 4.884 | 3.371 | 5.012 | 24th May 2023 | 22:15 |
| 25 | Infocity-II GIS | Infocity-II GIS (220/33) | 2x40=80 | 8.320 | 6.204 | 17.560 | 2nd May 2023 | 19:30 |
| 26 | Jagatsinghpur | Gorakhnath Trac. | 132 kV | 2.894 | 5.068 | 12.480 | 26th May 2023 | 09:15 |
| | | Jagatsinghpur | 1x40+2x20=80 | 41.956 | 30.997 | 49.872 | 14th May 2023 | 22:45 |
| 27 | Kalarangi | Kalarangi | 1x20+2x12.5=45 | 4.899 | 4.261 | 6.298 | 30th May 2023 | 19:00 |
| 28 | Kamakhyanagar | Kamakhyanagar | 1x20+2x12.5=45 | 21.520 | 16.987 | 21.992 | 22th May 2023 | 22:15 |
| | | Kamakhyanagar Traction | 132kV | 0.600 | 1.531 | 6.760 | 28th May 2023 | 19:45 |
| 29 | Kendrapada | Kendrapada | 2x40+1x12.5=92.5 | 41.400 | 29.853 | 42.440 | 24th May 2023 | 23:15 |
| 30 | Khajuriakata | Khajuriakata | 2x40=80 | 9.028 | 6.051 | 9.404 | 24th May 2023 | 22:30 |
| 31 | Khuntuni GIS | ShreeCementFeeder | 132kV | 0.432 | 1.077 | 10.296 | 18th May 2023 | 16:30 |
| | | Khuntuni GIS | 2x40=80 | 21.720 | 15.321 | 24.320 | 18th May 2023 | 20:45 |
| 32 | Khurda | Kaipadar Trac. | 132 kV | 12.440 | 10.141 | 21.080 | 27th May 2023 | 11:15 |
| | | Khurda | 4x40=160 | 92.815 | 73.648 | 95.162 | 29th May 2023 | 23:45 |
| 33 | Konark | Konark | 2x20=40 | 12.828 | 10.256 | 16.228 | 24th May 2023 | 22:30 |
| 34 | Mancheswar-B GIS | Mancheswar-B GIS | 2x40=80 | 28.200 | 23.327 | 41.080 | 13th May 2023 | 11:15 |
| 35 | Mania | Mania | 1x20+1x12.5=32.5 | 17.744 | 13.324 | 20.244 | 15th May 2023 | 21:00 |
| 36 | Marshaghai | Marshaghai | 2x20=40 | 21.944 | 14.929 | 22.476 | 15th May 2023 | 03:00 |
| | | Kendrapada Traction | 132 kV | 2.840 | 2.352 | 6.840 | 17th May 2023 | 08:00 |
| 37 | Mendhasal | Mendhasal(220/33) | 2x20=40 | 15.652 | 11.140 | 21.224 | 10th May 2023 | 08:15 |
| 38 | Meramundali | BSL-TATA Fdr-1&2 | 220 kV | 28.400 | 3.608 | 59.240 | 16th May 2023 | 16:00 |
| | | BRG Feeder | 132kV | 2.640 | 4.666 | 20.440 | 24th May 2023 | 17:30 |
| | | JSPL Feeder-1&2 | 400 kV | 4.524 | 7.379 | 82.980 | 2nd May 2023 | 22:30 |
| | | RUNGTA Feeder | 132kV | 13.720 | 13.262 | 14.200 | 3rd May 2023 | 12:30 |
| | | RUNGTA DSP | 132kV | 7.344 | 0.000 | 22.865 | 24th May 2023 | 20:30 |
| 39 | Narsinghpur | Narsinghpur(220/33) | 1x40=40 | 11.380 | 7.681 | 11.380 | 15th May 2023 | 22:30 |
| 40 | Navagarh | Navagarh (220/33) | 2x40+1x20=100 | 60.281 | 43.932 | 67.031 | 18th May 2023 | 22:45 |
| 41 | Nimapara | Nimapara | 3x40=120 | 55.385 | 40.409 | 56.778 | 11th May 2023 | 21:30 |
| 42 | Nuapatana | Nuapatana | 1x40+1x20+1x12.5=72.5 | 22.782 | 18.087 | 32.499 | 9th May 2023 | 12:15 |
| 43 | Olaver | Olaver | 2x12.5=25 | 10.716 | 7.737 | 16.392 | 31th May 2023 | 22:30 |
| 44 | Pandiabil PG | PGCIL Stn. Tertiary | | 0.047 | 0.047 | 0.047 | 1st May 2023 | 00:00 |
| 45 | Paradeep | Essar Steel Fdr-1&2 | 220kV | 15.363 | 17.589 | 33.363 | 19th May 2023 | 15:00 |
| | | IFFCO Fdr-1&2 | 132kV | 12.600 | 11.364 | 15.840 | 20th May 2023 | 17:45 |
| | | IOCL Feeder | 220kV | 5.638 | 2.999 | 7.788 | 24th May 2023 | 20:15 |
| | | PPL Fdr-1&2 | 132kV | 4.480 | 4.974 | 22.360 | 1st May 2023 | 03:30 |
| | | PPT Fdr-1&2 | 132kV | 20.800 | 17.260 | 26.880 | 25th May 2023 | 20:45 |
| | | Paradeep | 3x20=60 | 17.512 | 12.680 | 17.676 | 15th May 2023 | 21:30 |
| | | Siju RTSS | 132kV | 6.612 | 0.000 | 9.877 | 25th May 2023 | 04:30 |
| 46 | Pattamundai | Pattamundai | 2x20+1x12.5=52.5 | 21.300 | 15.773 | 22.411 | 27th May 2023 | 22:45 |
| 47 | Phulnakhara | Phulnakhara | 1x40+2x20=80 | 44.404 | 34.535 | 52.388 | 20th May 2023 | 22:45 |
| 48 | Pratapsasan | Pratapsasan | 2x40=80 | 12.823 | 9.023 | 13.054 | 15th May 2023 | 23:00 |
| 49 | Puri | Puri | 3x40=120 | 41.878 | 34.339 | 54.654 | 30th May 2023 | 14:45 |
| 50 | Ranasinghpur | Ranasinghpur | 3x63=189 | 114.158 | 75.007 | 118.391 | 29th May 2023 | 23:00 |
| 51 | Rengali PG | PGCIL Stn. Tertiary | | 0.061 | 0.061 | 0.061 | 1st May 2023 | 00:00 |
| 52 | Rengali S/W | Rengali S/W (220/33) | 2x20=40 | 14.208 | 11.319 | 19.028 | 23th May 2023 | 21:30 |
| 53 | Rajnagar | Rajnagar | 2x20=40 | 11.588 | 8.511 | 12.902 | 27th May 2023 | 02:00 |
| 54 | Salipur | OCL Feeder | 132kV | 11.174 | 7.737 | 18.322 | 25th May 2023 | 15:00 |
| | | Salipur | 3x20=60 | 48.909 | 30.013 | 48.974 | 15th May 2023 | 22:15 |
| 55 | Samangara | Samangara | 2x20=40 | 14.316 | 9.470 | 20.352 | 18th May 2023 | 10:00 |
| | | Malatipatapur Traction | 132kV | 1.660 | 0.000 | 7.747 | 23th May 2023 | 18:00 |
| 56 | Shamuka | Shamuka | 2x31.5=63 | 28.880 | 22.405 | 33.720 | 16th May 2023 | 23:30 |
| 57 | Tirtol | Tirtol | 2x40=80 | 29.560 | 21.902 | 31.160 | 24th May 2023 | 22:15 |
| 58 | TS Alloys S/W | RAWMET Feeder | 132kV | 22.606 | 20.526 | 24.975 | 30th May 2023 | 05:00 |
| 59 | TTPS | TTPS | TTPS Net Drawal | 2.109 | 1.768 | 2.366 | 30th May 2023 | 10:00 |
| 60 | Ultratech | Ultratech Feeder | | 9.822 | 0.000 | 10.513 | 14th May 2023 | 00:30 |
| 61 | Unit-8 GIS | Unit-8 GIS | 2x40=80 | 37.642 | 27.623 | 48.576 | 16th May 2023 | 15:00 |
| 62 | Balugaon | Khallikote Feeder | 33kV | -8.632 | -7.912 | -17.172 | 6th May 2023 | 07:45 |
| | | Keshpur Feeder | 33kV | -5.008 | 0.000 | -16.834 | 26th May 2023 | 07:30 |
| 63 | Chandikhol | Badachana Feeder | 33kV | 12.982 | 10.225 | 13.962 | 8th May 2023 | 10:45 |
| | | Kundala Feeder | 33kV | 2.131 | 3.759 | 9.170 | 18th May 2023 | 22:30 |
| 64 | Rairakhol | Bamur Feeder | 33kV | 2.692 | 2.140 | 3.028 | 18th May 2023 | 14:15 |
| 65 | Rengali | BUDHAPAL Feeder | 33kV | -1.672 | -1.238 | -1.900 | 31th May 2023 | 14:00 |
| 66 | Barkote | Pallhara Feeder | 33kV | 3.369 | 2.318 | 9.250 | 19th May 2023 | 14:00 |
| 67 | Chandaka | S.N. Mohanty(Solar) | 11kV | 0.000 | 0.143 | 0.656 | 6th May 2023 | 11:15 |
| 68 | Chandpur | MGM SOLAR | 11kV | 0.000 | 0.159 | 0.695 | 2nd May 2023 | 11:45 |
| | | VIVACITY Solar | 11kV | 0.000 | 0.098 | 0.422 | 5th May 2023 | 11:30 |
| | | **TPCODL TOTAL ENERGY (MU)** | | **2,011.5651** | **1,099.8067** | **2,608.8113** | | |

| ENERGY DRAWAL OF TPWODL CONTROL AREA GRID SUBSTATIONS FOR THE MONTH OF MAY'2023 | | | | | | | | |
|---|---|---|---|---|---|---|---|---|
| Sl.No | Name of Sub Station | Name of Feeder | Installed Capacity | SMD | Average Drawal | MAX DEMAND | | |
| | | | MVA | MW | MW | MW | Date | Time |
| 1 | Aryan-Viraj S/W | Aryan Ispat Feeder | 132 kV | 0.000 | 0.004 | 3.044 | 20th May 2023 | 18:30 |
| | | Aryan-Viraj | 132 kV | 0.225 | 2.063 | 7.859 | 27th May 2023 | 23:15 |
| 2 | Bamra | Bamra Traction | 132 kV | 10.157 | 0.000 | 24.176 | 14th May 2023 | 11:15 |
| | | Bamra | 2x40=80 | 7.597 | 6.569 | 10.982 | 21th May 2023 | 23:45 |
| 3 | Barapalli | Dunguripali Tr. | 132kV | 3.600 | 3.843 | 10.080 | 19th May 2023 | 11:30 |
| | | Barapalli | 1x40+1x20=60 | 38.244 | 26.891 | 47.364 | 7th May 2023 | 16:30 |
| 4 | Bargarh | ACC Feeder-1&2 | 132kV | 5.360 | 3.970 | 9.440 | 26th May 2023 | 15:45 |
| | | Bargarh | 3x40=120 | 79.468 | 61.616 | 87.333 | 10th May 2023 | 16:30 |
| 5 | Bargarh (New) | Bargarh (New) | 2x12.5=25 | 0.000 | 0.000 | 0.000 | 1st May 2023 | 00:00 |
| 6 | Barkote | Barkote (220/33) | 2x40=80 | 7.495 | 6.965 | 17.551 | 31th May 2023 | 13:00 |
| 7 | Bhalulata | Bhalulata Traction | 132 kV | 3.760 | 4.751 | 15.080 | 21th May 2023 | 13:00 |
| 8 | Bhawanipatna | Lanjigarh Traction | 132kV | 1.413 | 5.560 | 17.292 | 20th May 2023 | 17:15 |
| | | Bhawanipatna | 2x12.5=25 | 15.765 | 14.716 | 21.975 | 24th May 2023 | 15:00 |
| 9 | Birmaharajpur | Birmaharajpur | 1x20=20 | 8.644 | 8.086 | 12.559 | 22th May 2023 | 19:30 |
| 10 | Bolangir PG | 415V side Tertiary | | 0.052 | 0.052 | 0.052 | 1st May 2023 | 00:00 |
| 11 | Bolangir | Bolangir | 3x40=120 | 64.002 | 44.055 | 65.787 | 24th May 2023 | 16:30 |
| 12 | Bolangir (New) | Bolangir (New) | 1x40+1x12.5=52.5 | 7.060 | 4.563 | 9.868 | 22th May 2023 | 17:00 |
| 13 | Bonai | Bonai(220/33) | 2x20=40 | 12.068 | 10.467 | 15.688 | 18th May 2023 | 22:45 |
| | | Bimlagarh Traction | 132kV | 2.840 | 1.987 | 9.040 | 26th May 2023 | 18:00 |
| 14 | Brajarajnagar | Kechobahal Traction | 132kV | 0.000 | 0.000 | 5.600 | 14th May 2023 | 17:00 |
| | | Brajarajnagar | 1x40+3x20=100 | 30.916 | 29.209 | 38.648 | 8th May 2023 | 16:15 |
| 15 | Budhipadar | AAL Feeder-1&2 | 220 kV | 0.920 | 0.794 | 6.160 | 10th May 2023 | 23:00 |
| | | BPSL Fedr-1&2 | 220 kV | 113.031 | 52.206 | 182.156 | 1st May 2023 | 01:00 |
| | | MCL Fder-1&2 | 132 kV | 16.872 | 15.271 | 20.481 | 29th May 2023 | 20:15 |
| | | MSP Feeder | 132 kV | 7.600 | 1.655 | 8.640 | 28th May 2023 | 02:00 |
| | | SMC Power | 220 kV | 0.000 | 0.000 | 7.240 | 21th May 2023 | 06:00 |
| | | Budhipadar | 1x20+1x12.5=32.5 | 13.147 | 10.221 | 20.763 | 23th May 2023 | 22:45 |
| | | Vedanta Ltd | 220 kV | 183.600 | 0.000 | 293.600 | 21th May 2023 | 10:45 |
| 16 | Burla P.H. | Island & Incomer | 11 kV | 0.013 | 0.026 | 0.057 | 25th May 2023 | 04:15 |
| 17 | Chandiposh | Chandiposh Trac | 220 kV | 1.840 | 2.945 | 15.240 | 12th May 2023 | 09:45 |
| 18 | Chhend | Adhunik Metallic Fdr. | 132 kV | 3.825 | 2.494 | 10.163 | 31th May 2023 | 03:15 |
| | | Nuagaon Trac. | 132 kV | 1.000 | 2.468 | 10.360 | 11th May 2023 | 01:45 |
| | | Sri Ganesh Metallics | 132 kV | 0.144 | 3.411 | 5.419 | 5th May 2023 | 01:30 |
| | | Chhend | 3x40=120 | 77.625 | 66.730 | 89.806 | 31th May 2023 | 23:30 |
| 19 | Chipilima P.H. | Chipilima P.H. | 1x20+1x12.5=32.5 | 16.216 | 15.878 | 21.824 | 12th May 2023 | 20:00 |
| 20 | Deogarh | Deogarh | 2x20=40 | 7.875 | 6.462 | 9.883 | 17th May 2023 | 22:45 |
| 21 | Ghens | Ghens | 1x40=40 | 37.760 | 26.164 | 43.640 | 9th May 2023 | 16:45 |
| 22 | Hirakud | Hirakud | 1x40=40 | 5.812 | 2.965 | 12.454 | 31th May 2023 | 14:30 |
| 23 | Jayapatna | Megalift Feeder-I &II | 132 kV | 0.040 | 1.791 | 4.720 | 11th May 2023 | 06:15 |
| | | Jayapatna | 2X40=80 | 12.191 | 9.806 | 16.426 | 25th May 2023 | 21:30 |
| 24 | Jharsuguda | Jharsugda Trac. | 132 kV | 23.520 | 15.714 | 27.160 | 19th May 2023 | 09:30 |
| | | Jharsuguda | 2x40=80 | 31.360 | 25.664 | 39.400 | 17th May 2023 | 22:45 |
| | | Ultratech Feeder | 132kV | 7.708 | 10.220 | 14.780 | 29th May 2023 | 04:00 |
| 25 | Junagarah | Junagarah | 3x20=60 | 17.648 | 20.550 | 29.676 | 8th May 2023 | 22:00 |
| 26 | Kalunga | Kalunga | 2x40=80 | 67.227 | 56.154 | 71.712 | 30th May 2023 | 16:00 |
| 27 | Kantabanji | Kantabanji Trac. | 132 kV | 3.320 | 3.313 | 11.720 | 29th May 2023 | 05:15 |
| | | Kantabanji | 2x40=80 | 13.760 | 11.737 | 21.440 | 10th May 2023 | 17:00 |
| 28 | Kakatiya SHEP | Kakatiya | 33KV | 0.000 | 0.442 | 3.319 | 2nd May 2023 | 08:00 |
| 29 | Katapali | HINDALCO Fdr-1&2 | 220 kV | 1.520 | 1.917 | 13.600 | 30th May 2023 | 11:00 |
| | | GodbhagaRTSS | 132kV | 2.320 | 3.434 | 10.320 | 14th May 2023 | 23:00 |
| | | Katapali | 1x40+2x20=80 | 23.503 | 21.949 | 34.401 | 9th May 2023 | 16:45 |
| 30 | Kesinga | POWMEX Fdr | 132 kV | 2.328 | 1.132 | 3.881 | 30th May 2023 | 18:15 |
| | | Kesinga Traction | 132 kV | 6.200 | 6.225 | 18.760 | 19th May 2023 | 06:00 |
| | | Kesinga | 1x40+2x20=80 | 41.143 | 31.039 | 45.371 | 9th May 2023 | 22:00 |
| 31 | Khariar | Khariar | 2x40=80 | 36.240 | 29.252 | 38.400 | 19th May 2023 | 08:30 |
| 32 | Kuchinda | Kuchinda | 2x20=40 | 9.953 | 11.416 | 17.494 | 9th May 2023 | 22:30 |
| 33 | Kutra S/W | Shiva Cement | 132kV | 5.494 | 5.337 | 9.033 | 11th May 2023 | 19:30 |
| 34 | Lapanga | Rengali Traction | 132KV | 5.080 | 9.577 | 19.160 | 13th May 2023 | 17:30 |
| | | Lapanga | 2x20=40 | 11.568 | 10.715 | 18.240 | 4th May 2023 | 10:45 |
| 35 | Lephripada | Basundhara | 220kV | 3.271 | 2.964 | 4.736 | 25th May 2023 | 19:00 |
| | | Lephripada | 2x20=40 | 9.825 | 8.601 | 12.662 | 30th May 2023 | 22:15 |
| 36 | Maneswar | Maneswar | 2x40=80 | 6.310 | 4.564 | 7.225 | 28th May 2023 | 17:00 |
| 37 | Nuapada | Nuapada Trac. | 132 kV | 2.600 | 2.671 | 4.840 | 31th May 2023 | 11:30 |
| | | Nuapada | 2x20=40 | 13.388 | 11.889 | 16.032 | 8th May 2023 | 22:45 |
| 38 | OPGC | Darlipali | 33kV | 25.280 | 21.809 | 30.612 | 10th May 2023 | 16:45 |
| 39 | Padampur | Padampur | 1x40+2x20=80 | 30.878 | 19.996 | 35.084 | 26th May 2023 | 17:30 |
| 40 | Patnagarh | Patnagarh | 1x40+2x20=80 | 1.240 | 3.561 | 12.280 | 8th May 2023 | 17:45 |
| 41 | Rairakhol | Rairakhol Trac. | 132kV | 9.440 | 7.479 | 10.100 | 18th May 2023 | 22:15 |
| | | Rairakhol | 3x12.5=37.5 | 0.000 | 0.408 | 8.640 | 28th May 2023 | 02:30 |
| 42 | Rajgangpur | OCL Feeder | 132kV | 1.568 | 1.170 | 2.092 | 1st May 2023 | 06:30 |
| | | OISL Feeder | 132kV | 0.000 | 0.000 | 0.000 | 1st May 2023 | 00:00 |
| | | Rajgangpur Trac-1&2 | 132 kV | 6.720 | 8.570 | 18.240 | 9th May 2023 | 12:00 |
| | | Rajgangpur | 3x40=120 | 57.280 | 49.762 | 62.600 | 26th May 2023 | 22:45 |
| 43 | Rourkela PG | PG Tertiary | 33kV | 0.055 | 0.055 | 0.055 | 1st May 2023 | 00:00 |
| 44 | Rourkela | Rourkela | 1x40+3x35=145 | 53.800 | 46.952 | 63.280 | 18th May 2023 | 14:15 |
| 45 | Saintala | ORDNANCE Feeder | 132 kV | 3.440 | 1.645 | 3.840 | 25th May 2023 | 10:30 |
| 46 | Sambalpur | Sambalpur | 1x40+2x31.5=103 | 79.725 | 61.900 | 82.676 | 30th May 2023 | 15:45 |
| | | Shyam DRI Feeder | 132 kV | 28.200 | 25.376 | 36.600 | 10th May 2023 | 15:30 |
| 47 | SMC S/W | SMC Power | 132kV | 17.666 | 10.420 | 18.742 | 2nd May 2023 | 07:15 |
| 48 | Sonepur | Sonepur | 2x40+1x20=100 | 44.305 | 36.169 | 53.291 | 10th May 2023 | 16:30 |
| 49 | Sundargarah PG | PG TERTIARY | 33 kV | 0.144 | 0.144 | 0.144 | 1st May 2023 | 00:00 |
| 50 | Sundargarh | Sundargarh | 1x40+2x20=80 | 21.780 | 19.902 | 28.677 | 16th May 2023 | 23:15 |
| 51 | Tarkera | RSP Feeder-1&2 | 220 kV | 61.250 | 0.000 | 106.219 | 9th May 2023 | 23:15 |
| | | RSP Feeder-3&4 | 220 kV | 0.000 | 0.000 | 24.800 | 12th May 2023 | 00:45 |
| 52 | Tusura | Tusura | 1x40+1x20=60 | 21.252 | 15.680 | 25.500 | 18th May 2023 | 17:00 |
| | | Deogaon Tr. | 132kV | 8.880 | 3.986 | 12.960 | 13th May 2023 | 05:00 |
| 53 | Thuapali | Thuapali | 2x20=40 | 10.157 | 8.375 | 13.817 | 31th May 2023 | 08:30 |
| 54 | VAL Lanjigarh | Vedanta Al. fdr-1&2 | 132 kV | 1.640 | 1.092 | 11.520 | 7th May 2023 | 05:45 |
| 55 | Vedanta S/W | Vedanta SEZ | 400 kV | 1106.892 | 563.408 | 1121.537 | 15th May 2023 | 10:30 |
| 56 | Barkote | Pallhara Feeder | 33kV | -2.813 | -2.318 | -9.250 | 19th May 2023 | 14:00 |
| 57 | Joda | Joda-Tensa Feeder | 33 kV | 5.955 | 7.015 | 10.363 | 7th May 2023 | 19:00 |
| 58 | Rairakhol | Bamur Feeder | 33 kV | -2.652 | -2.140 | -3.028 | 18th May 2023 | 14:15 |
| 59 | Rengali | BUDHAPAL Feeder | 33kV | 1.100 | 1.238 | 1.900 | 31th May 2023 | 14:00 |
| 60 | Sonepur | Manamunda Feeder | 33 kV | -12.680 | -10.332 | -14.172 | 9th May 2023 | 17:00 |
| | | GEDCOL Solar | 33 kV | 2.860 | 3.305 | 13.708 | 3rd May 2023 | 11:15 |
| | | ABACUS Holdings Solar | 11 kV | 0.156 | 0.191 | 0.838 | 3rd May 2023 | 12:00 |
| 61 | Tentulikhunti | Mukhiguda Fdr | 33KV | 0.936 | 0.715 | 2.464 | 31th May 2023 | 16:45 |
| | | GEDCOL Solar | 11KV | 0.647 | 0.179 | 0.874 | 4th May 2023 | 11:45 |
| 62 | ACME SOLAR | ACME SOLAR | 132 kV | 0.000 | 0.031 | 0.120 | 5th May 2023 | 18:15 |
| 63 | Bamra | Joy Iron Steel (Solar) | 11 kV | 0.103 | 0.137 | 0.642 | 3rd May 2023 | 12:15 |
| 64 | Barkote | Molisati Solar | 11 kV | 0.240 | 0.167 | 0.699 | 2nd May 2023 | 12:00 |
| 65 | Kesinga | SADIPALI Solar | 33kV | 5.120 | 5.070 | 20.720 | 2nd May 2023 | 11:30 |
| | | Vento Power Solar -1 | 132 kV | 0.000 | 0.044 | 0.160 | 4th May 2023 | 18:15 |
| | | Vento Power Solar -2 | 132 kV | 0.000 | 0.029 | 0.120 | 10th May 2023 | 18:30 |
| 66 | Bonei | Mahavir Solar | 33 kV | 0.148 | 0.129 | 0.518 | 2nd May 2023 | 12:15 |
| 67 | Padampur | Dakshin UPL solar | 132kV | 0.000 | 0.042 | 0.160 | 4th May 2023 | 18:30 |
| 68 | Patnagarh | ALEX Solar Pvt. Ltd. | 33 kV | 0.728 | 0.956 | 4.328 | 4th May 2023 | 11:00 |
| | | JYOTI Solar | 33 kV | 2.144 | 2.257 | 9.828 | 4th May 2023 | 14:00 |
| 69 | Bolangir (New) | REHPL(Solar) | 11kV | 0.150 | 0.200 | 0.842 | 4th May 2023 | 11:00 |
| 70 | Saintala | BEL-OFBL Solar | 132kV | 0.000 | 0.022 | 0.060 | 24th May 2023 | 20:15 |
| 72 | Tusura | Vento Power Solar-I | 132 kV | 0.000 | 0.039 | 0.160 | 12th May 2023 | 18:15 |
| | | Vento Power Solar-II | 132 kV | 0.000 | 0.036 | 0.120 | 8th May 2023 | 18:15 |
| 73 | Bargarh | Aditya Solar Fdr-I & II | 33 kV | 0.000 | 0.000 | 0.000 | 1st May 2023 | 00:00 |
| 74 | ABSL Sw. Station | Aditya Solar | 132kV | 0.000 | 0.055 | 0.295 | 21th May 2023 | 18:45 |
| 75 | Barbil | IOBP Fdr | 132kV | 0.000 | 0.000 | 0.000 | 1st May 2023 | 00:00 |
| | | Kamanda Steel Plant Fdr | 132kV | 16.763 | 13.166 | 21.440 | 17th May 2023 | 20:45 |
| 76 | Sadeipali | Aftab Solar | 33 kV | 3.181 | 1.005 | 4.338 | 4th May 2023 | 11:45 |
| | | GEDCOL Solar | 33 kV | 1.084 | 0.248 | 1.435 | 2nd May 2023 | 11:30 |
| | | **TPWODL TOTAL ENERGY (MU)** | | **2,753.9607** | **1,258.2725** | **3,549.0270** | | |

| ENERGY DRAWAL OF TPNODL CONTROL AREA GRID SUBSTATIONS FOR THE MONTH OF MAY'2023 | | | | | | | | |
|---|---|---|---|---|---|---|---|---|
| Sl.No | Name of Sub Station | Name of Feeder | Installed Capacity | SMD | Average Drawal | MAX DEMAND | | |
| | | | MVA | MW | MW | MW | Date | Time |
| 1 | Agarpada | Agarpada | 1x40=40 | 13.320 | 9.219 | 14.040 | 18th May 2023 | 22:00 |
| 2 | Anandpur | Anandpur | 1x20+2x12.5=45 | 19.424 | 14.567 | 21.893 | 29th May 2023 | 22:30 |
| 3 | Arya Ispat S/w | ARYA Steel Fdr | 132kV | 1.008 | 3.686 | 9.416 | 1st May 2023 | 00:00 |
| | | BRPL Feeder | 132kV | 0.263 | 0.300 | 2.520 | 11th May 2023 | 15:00 |
| | | IMTCPL Fder | 132kV | 0.108 | 0.311 | 2.416 | 8th May 2023 | 12:45 |
| 4 | Balasore | BIRLA Tyre Fder | 132kV | 0.188 | 0.205 | 0.288 | 15th May 2023 | 19:30 |
| | | ISPAT Feeder | 132kV | 61.440 | 55.102 | 62.880 | 30th May 2023 | 06:30 |
| | | Balasore Traction | 132kV | 7.680 | 8.095 | 17.400 | 30th May 2023 | 13:30 |
| | | Balasore | 2x63+1x40=166 | 79.478 | 59.525 | 87.946 | 15th May 2023 | 14:45 |
| 5 | Bangiriposi | Bangiriposi | 2x12.5=25 | 12.576 | 9.104 | 13.396 | 8th May 2023 | 22:15 |
| 6 | Barbil | Barbil | 2x12.5=25 | 13.063 | 10.069 | 13.813 | 18th May 2023 | 22:30 |
| 7 | Baripada PG | Baripada PG Stn. | | 0.069 | 0.069 | 0.069 | 1st May 2023 | 00:00 |
| 8 | Baripada | Baripada | 3x40=120 | 26.496 | 23.370 | 36.086 | 23th May 2023 | 14:45 |
| 9 | Basta | Basta | 2x20+1x12.5=52.5 | 24.913 | 18.926 | 28.362 | 27th May 2023 | 22:15 |
| 10 | BC Mohanty sw | BC Mohanty fdr | 132 kV | 9.456 | 8.934 | 10.316 | 21th May 2023 | 04:00 |
| | | TOMKA Traction | 132kV | 1.800 | 3.980 | 16.280 | 23th May 2023 | 15:00 |
| 11 | Betanati | Betanati | 1x20=20 | 22.195 | 16.417 | 24.448 | 27th May 2023 | 21:45 |
| 12 | Bhadrak | Dhamra Port (Trac.) | 132 kV | 3.681 | 3.616 | 7.363 | 10th May 2023 | 04:00 |
| | | Dhamra Port Fdr | 132 kV | 8.744 | 8.379 | 15.506 | 29th May 2023 | 21:00 |
| | | FACOR Feeder | 132kV | 5.520 | 0.000 | 12.520 | 18th May 2023 | 15:15 |
| | | FACOR Power | 132kV | 0.000 | 0.000 | 2.440 | 18th May 2023 | 14:15 |
| | | Bhadrak Traction | 132 kV | 9.040 | 7.963 | 14.640 | 8th May 2023 | 14:30 |
| | | Bhadrak | 2x63+1x40=166 | 71.520 | 53.870 | 81.480 | 23th May 2023 | 00:00 |
| 13 | Bhograi | Bhograi | 2x40=80 | 25.280 | 15.187 | 26.160 | 30th May 2023 | 22:00 |
| 14 | Bolani | Bolani(132/11) | 2x10=20 | 1.908 | 2.424 | 4.320 | 27th May 2023 | 10:15 |
| 15 | BRPL S/w | BRPL Feeder | 132kV | 0.263 | 0.300 | 1.125 | 3rd May 2023 | 16:15 |
| | | Mesco Feeder | 132kV | 0.000 | 0.000 | 0.000 | 1st May 2023 | 00:00 |
| 16 | Chandbali GIS | Chandbali GIS | 1x40+1X20=60 | 10.080 | 7.401 | 11.568 | 17th May 2023 | 20:30 |
| 17 | Chandikhol | Chandikhol | 3x20=60 | 37.944 | 30.091 | 43.875 | 27th May 2023 | 20:30 |
| 18 | Chandipur | Chandipur | 1x20=20 | 14.059 | 11.139 | 16.689 | 19th May 2023 | 12:45 |
| 19 | Daitary | Bamnipal | 132kV | 19.167 | 15.818 | 21.354 | 9th May 2023 | 11:15 |
| | | Daitary | 1x12.5=12.5 | 0.710 | 0.864 | 1.719 | 8th May 2023 | 18:45 |
| 20 | Dhenkikote | Dhenkikote | 2x20=40 | 7.989 | 6.116 | 10.965 | 23th May 2023 | 00:00 |
| 21 | Duburi | Jakhapura Traction | 132 kV | 10.000 | 11.189 | 19.200 | 9th May 2023 | 18:45 |
| | | JFAL Feeder | 132 kV | 6.225 | 6.347 | 7.556 | 17th May 2023 | 16:00 |
| | | Mishrilal Feeder | 132 kV | 12.931 | 12.729 | 14.006 | 3rd May 2023 | 16:45 |
| | | NINL Feeder | 220 kV | 17.222 | 24.639 | 37.757 | 14th May 2023 | 21:15 |
| | | Duburi(220/33) | 2x40=80 | 20.694 | 16.067 | 23.325 | 18th May 2023 | 23:15 |
| 22 | Duburi-New | Duburi New(220/33) | 1x20=20 | 0.464 | 0.000 | 6.676 | 8th May 2023 | 20:00 |
| | | NU Vista Feeder | 220 kV | 10.080 | 0.000 | 11.240 | 18th May 2023 | 04:30 |
| | | Jindal Stainless-1&2 | 220 kV | 126.920 | 32.635 | 169.560 | 31th May 2023 | 11:30 |
| | | Maithan Feeder | 220 kV | 0.000 | 0.022 | 0.950 | 21th May 2023 | 14:00 |
| | | Rohit Ferrotech | 220 kV | 23.000 | 24.159 | 32.520 | 2nd May 2023 | 03:30 |
| | | TATA Steel Fdr-1&2 | 400 kV | 121.000 | 105.161 | 183.200 | 10th May 2023 | 15:15 |
| | | VISA Steel | 220 kV | 9.920 | 9.636 | 17.040 | 31th May 2023 | 17:00 |
| 23 | Shree Jagannath steel switching station | Shree Jagannath Steel Fdr | 132kV | 0.000 | 0.009 | 2.727 | 8th May 2023 | 15:45 |
| 24 | Haridaspur | RAMCO Feeder 132kV | 132 kV | 5.360 | 5.284 | 6.680 | 6th May 2023 | 23:00 |
| 25 | Jajpur Road | Jajpur Road | 3x40=120 | 46.080 | 33.776 | 51.320 | 18th May 2023 | 23:00 |
| | | Yazdani CGP Feeder | 33 kV | 0.000 | 0.000 | 0.000 | 1st May 2023 | 00:00 |
| 26 | Jajpur Town | Jajpur Town | 2x40+1x20=100 | 48.588 | 36.022 | 54.331 | 27th May 2023 | 23:00 |
| 27 | Jaleswar | Jaleswar Trac. | 132 kV | 9.720 | 7.154 | 16.240 | 9th May 2023 | 02:45 |
| | | Jaleswar | 2x31.5+1x12.5=75.5 | 15.576 | 12.517 | 20.564 | 9th May 2023 | 14:00 |
| 28 | Joda | Bansapani Trac. | 132 kV | 6.825 | 6.619 | 18.000 | 8th May 2023 | 09:30 |
| | | FAP Feeder | 132kV | 17.791 | 17.914 | 19.388 | 6th May 2023 | 12:00 |
| | | JSPL Trf-1,2&3(220/33) | 2x50+1x20=120 | 49.198 | 39.948 | 52.843 | 7th May 2023 | 01:00 |
| | | KJS Ahluwalia | 33kV | 7.988 | 0.000 | 8.844 | 23th May 2023 | 01:30 |
| | | TATA STEEL | 220kV | 7.680 | 7.487 | 10.600 | 11th May 2023 | 19:30 |
| | | TATA Steel Long | 220 kV | 0.000 | 0.000 | 0.063 | 27th May 2023 | 20:45 |
| | | Joda | 1x40+3x20+1x160=260 | 25.667 | 20.164 | 35.652 | 2nd May 2023 | 19:00 |
| | | Sarada Ind (220/33) | 1x15=15 | 0.000 | 0.000 | 0.000 | 1st May 2023 | 00:00 |
| 29 | JSW Cement S/W | JSW Cement Fdr | 132kV | 3.520 | 3.051 | 4.600 | 24th May 2023 | 23:15 |
| 30 | Karanjia | Karanjia | 1x20+2x12.5=45 | 17.466 | 13.514 | 21.103 | 23th May 2023 | 22:15 |
| 31 | Keonjhar GIS | Keonjhar GIS | 2x20=40 | 18.632 | 13.980 | 21.948 | 23th May 2023 | 22:45 |
| 32 | Keonjhar PG | PGCIL Stn. Tertiary | 33 kV | 0.041 | 0.041 | 0.041 | 1st May 2023 | 00:00 |
| 33 | Nalda | Nalda Traction | 132 kV | 2.200 | 3.859 | 12.880 | 12th May 2023 | 17:00 |
| 34 | Polasponga | ESIL Feeder | 132 kV | 10.150 | 11.498 | 22.344 | 8th May 2023 | 03:30 |
| | | MSP Feeder | 132 kV | 7.020 | 5.339 | 7.452 | 15th May 2023 | 01:45 |
| | | OSISL CGP Feeder | 33 kV | 0.000 | 0.000 | 0.000 | 1st May 2023 | 00:00 |
| | | Patnaik Steel CGP | 33 kV | 0.000 | 0.000 | 0.000 | 1st May 2023 | 00:00 |
| | | Palasponga Trac. | 132 kV | 7.931 | 6.974 | 23.540 | 26th May 2023 | 10:15 |
| | | Polasponga | 1x40+2x20=80 | 16.572 | 16.034 | 33.388 | 13th May 2023 | 22:45 |
| 35 | Rairangpur | Rairangpur | 2x20+1x12.5=52.5 | 21.083 | 16.022 | 23.256 | 11th May 2023 | 21:30 |
| 36 | RML Karakhendra | Karakolha | 132kV | 0.313 | 2.265 | 3.915 | 17th May 2023 | 16:00 |
| 37 | Somnathpur | IMAMI Feeder | 132 kV | 1.963 | 3.839 | 9.444 | 8th May 2023 | 23:00 |
| | | Stork Feeder | 132 kV | 22.127 | 18.372 | 23.644 | 24th May 2023 | 16:15 |
| | | Somnathpur | 2x12.5=25 | 4.680 | 5.473 | 10.648 | 25th May 2023 | 15:00 |
| 38 | Soro | Soro | 1x40+2x20=80 | 62.465 | 45.718 | 67.349 | 22th May 2023 | 21:45 |
| 39 | Telkoi | Telkoi | 2x20=40 | 2.683 | 2.191 | 3.573 | 26th May 2023 | 22:45 |
| 40 | Udala | Udala | 2x40=80 | 9.120 | 7.517 | 17.480 | 8th May 2023 | 22:00 |
| 41 | Chandikhol | Badachana Feeder | 33kV | -11.832 | -10.225 | -13.962 | 8th May 2023 | 10:45 |
| | | Kundala Feeder | 33kV | -8.012 | -3.759 | -9.170 | 18th May 2023 | 22:30 |
| 42 | Joda | Joda-Tensa Feeder | 33 kV | -8.688 | -7.015 | -10.363 | 7th May 2023 | 19:00 |
| | | **TPNODL TOTAL ENERGY (MU)** | | **1287.7434** | **735.9721** | **1726.6795** | | |

| ENERGY DRAWAL OF TPSODL CONTROL AREA GRID SUBSTATIONS FOR THE MONTH OF MAY'2023 | | | | | | | | |
|---|---|---|---|---|---|---|---|---|
| Sl.No | Name of Sub Station | Name of Feeder | Installed Capacity | SMD | Average Drawal | MAX DEMAND | | |
| | | | MVA | MW | MW | MW | Date | Time |
| 1 | Akhusingh | Akhusingh | 2x12.5=25 | 8.629 | 6.006 | 8.761 | 16th May 2023 | 23:00 |
| 2 | Aska | Aska | 4x40=160 | 35.400 | 27.106 | 51.000 | 15th May 2023 | 08:00 |
| 3 | Aska New | Aska New | 1x40=40 | 13.612 | 11.567 | 15.746 | 15th May 2023 | 19:15 |
| 4 | Balimela | Balimela (220/33) | 1x40+1x20=60 | 11.780 | 9.169 | 12.428 | 23th May 2023 | 20:15 |
| 5 | Berhampur | Berhampur | 2x40+1x20=100 | 64.281 | 46.298 | 65.328 | 26th May 2023 | 23:15 |
| 6 | Bhanjanagar | Bhanjanagar | 2x40+1x16=96 | 32.418 | 24.305 | 32.719 | 15th May 2023 | 22:15 |
| 7 | Boudh | Boudh | 2x20=40 | 10.988 | 5.559 | 14.080 | 29th May 2023 | 22:45 |
| 8 | Chatrapur | IRE Feeder-1&2 | 132kV | 7.063 | 7.959 | 9.897 | 24th May 2023 | 16:30 |
| | | Rambha Traction | 132 kV | 6.320 | 4.989 | 17.480 | 30th May 2023 | 23:45 |
| | | Chatrapur | 3x20=60 | 22.243 | 20.297 | 38.038 | 27th May 2023 | 12:45 |
| 9 | Chikiti | Chikiti | 1x40=40 | 11.200 | 8.101 | 14.040 | 28th May 2023 | 18:45 |
| 10 | Dabugaon | Dabugaon | 2x12.5=25 | 9.292 | 6.743 | 13.328 | 22th May 2023 | 00:00 |
| 11 | Digapahandi | Digapahandi | 2x20+1x12.5=52.5 | 23.853 | 21.040 | 32.463 | 27th May 2023 | 10:45 |
| 12 | Ganjam | GRASIM Ind. Ltd. | 132kV | 16.513 | 15.835 | 18.838 | 10th May 2023 | 15:00 |
| | | Ganjam | 2x12.5=25 | 14.816 | 11.067 | 20.008 | 20th May 2023 | 19:30 |
| 13 | G Udaigiri | G Udaigiri | 1x20=20 | 5.790 | 0.000 | 6.968 | 22th May 2023 | 20:15 |
| 14 | Gunupur | Gunupur | 2x20=40 | 8.232 | 5.051 | 8.624 | 16th May 2023 | 23:45 |
| 15 | Hinjli GIS | Hinjli GIS | 2x20=40 | 9.714 | 0.000 | 13.454 | 17th May 2023 | 15:45 |
| 16 | Jeypore PG | Jeypore PG Ter. | 28KV | 0.029 | 0.029 | 0.029 | 1st May 2023 | 00:00 |
| 17 | Jayanagar | Jeypore Trac. | 132 kV | 23.960 | 11.069 | 30.360 | 4th May 2023 | 01:00 |
| | | Jayanagar | 2x20+1x12.5=52.5 | 35.119 | 27.752 | 38.460 | 16th May 2023 | 19:30 |
| 18 | Kalimela | Kalimela | 2x20=40 | 9.762 | 6.447 | 10.220 | 15th May 2023 | 19:45 |
| 19 | Kasipur | Kasipur(220/33) | 1x20=20 | 1.224 | 0.925 | 3.716 | 29th May 2023 | 21:30 |
| 20 | Laxmipur | Laxmipur RTSS | 220kV | 3.449 | 0.000 | 9.740 | 21th May 2023 | 15:45 |
| | | Laxmipur(220/33) | 1x20=20 | 7.076 | 5.211 | 8.912 | 17th May 2023 | 07:45 |
| | | Utkal Alumina Fdr-I&II | 220kV | 0.080 | 0.669 | 11.080 | 9th May 2023 | 08:30 |
| 21 | Malkangiri | Malkangiri (220/33) | 2x40=80 | 9.520 | 7.090 | 10.240 | 21th May 2023 | 15:15 |
| 22 | Meenakshi s/w | Megalift Feeder | 33kV | 0.004 | 0.006 | 0.236 | 17th May 2023 | 19:00 |
| 23 | Mohana | Mohana | 2x12.5=25 | 5.692 | 5.697 | 9.340 | 23th May 2023 | 20:30 |
| 24 | Muniguda | Muniguda | 1x12.5=12.5 | 8.818 | 6.491 | 8.949 | 15th May 2023 | 22:00 |
| | | Bissam-Cuttack Tr | 132 kV | 1.480 | 5.964 | 21.640 | 20th May 2023 | 16:30 |
| 25 | Narendrapur | TATA Feeder-I&II | 220 KV | 24.760 | 23.986 | 25.880 | 13th May 2023 | 01:15 |
| | | Narendrapur Trac | 132 kV | 6.120 | 5.049 | 12.440 | 9th May 2023 | 11:45 |
| | | Narendrapur | 3x40+1x20=140 | 51.036 | 36.454 | 51.608 | 15th May 2023 | 22:45 |
| 26 | Nabarangpur | Nabarangpur | 1x20=20 | 13.617 | 7.939 | 15.680 | 17th May 2023 | 21:45 |
| 27 | Paralakhemundi | Paralakhemundi | 3x12.5=37.5 | 20.028 | 13.675 | 22.776 | 31th May 2023 | 22:30 |
| 28 | Phulbani | Phulbani | 2x40+1x12.5=92.5 | 19.272 | 16.517 | 23.456 | 15th May 2023 | 22:45 |
| 29 | Podagada | Podagada | 1x12.5=12.5 | 2.053 | 2.103 | 4.438 | 7th May 2023 | 07:30 |
| 30 | Potangi | Potangi | 1x40=40 | 2.696 | 2.479 | 7.052 | 23th May 2023 | 06:15 |
| 31 | Purushottampur | Purushottampur | 1x20+2x12.5=45 | 14.447 | 13.387 | 17.600 | 1st May 2023 | 07:45 |
| 32 | Rayagada | Rayagada Trac. | 132 kV | 7.400 | 5.702 | 15.960 | 1st May 2023 | 00:45 |
| | | Rayagada | 2x12.5=25 | 18.404 | 11.009 | 18.552 | 15th May 2023 | 22:15 |
| 33 | Sunabeda | HAL Feeder | 132kV | 4.856 | 4.494 | 11.008 | 23th May 2023 | 09:30 |
| | | Sunabeda | 1x20+2x12.5=45 | 18.392 | 15.724 | 25.428 | 17th May 2023 | 19:00 |
| 34 | Tentulikhunti | Tentulikhunti | 3x20=60 | 5.880 | 8.097 | 17.380 | 10th May 2023 | 19:30 |
| | | Guhipita | 33kV | 0.000 | 0.419 | 1.728 | 3rd May 2023 | 11:15 |
| 35 | Therubali | JK Feeder | 132kV | 0.000 | 0.000 | 9.204 | 27th May 2023 | 14:00 |
| | | Bhalumaska Trac. | 132kV | 0.400 | 0.000 | 13.600 | 3rd May 2023 | 12:15 |
| | | IMFA | 132kV | 45.160 | 0.000 | 48.520 | 14th May 2023 | 00:00 |
| | | Therubali | 2x12.5=25 | 6.788 | 4.987 | 7.632 | 15th May 2023 | 12:45 |
| 36 | Umerkote | Umerkote | 2x20=40 | 27.016 | 19.678 | 28.932 | 16th May 2023 | 20:00 |
| 37 | Balugaon | Khallikote Feeder | 33kV | 8.632 | 7.912 | 17.172 | 6th May 2023 | 07:45 |
| 38 | Sonepur | Manamunda Feeder | 33kV | 12.792 | 10.332 | 14.172 | 9th May 2023 | 17:00 |
| 39 | Tentulikhunti | Mukhiguda Fdr | 33KV | -1.112 | -0.715 | -2.464 | 31th May 2023 | 16:45 |
| | | Vento Energy Solar | 132 kV | 0.080 | 0.043 | 0.400 | 15th May 2023 | 18:45 |
| 40 | Boudh | Aditya Birla Solar-I 33kV | 33kV | 0.000 | 0.000 | 25.686 | 4th May 2023 | 11:00 |
| 41 | Damanjodi | Nalco | 220kV | 21.240 | 0.000 | 48.680 | 13th May 2023 | 13:00 |
| | | Nalco | 132kV | 0.000 | 0.000 | 0.000 | 1st May 2023 | 00:00 |
| | | **TPSODL TOTAL ENERGY (MU)** | | **748.3135** | **385.1788** | **1,038.6401** | | |

## SYSTEM DISTURBANCE IN THE MONTH OF MAY-2023
## (A) TRIPPING OF Line / EQUIPMENT WITHOUT LOAD LOSS

| Sl. No. | Sub-Station | Date | from | To | Duration | Lines / Equipments / Generating Units Tripped | Relay Indication / Cause | Grid Sub-stations affected (it can be more than one) | Area interruption period | Remarks | Energy Loss (In MU) |
|---|---|---|---|---|---|---|---|---|---|---|---|
| 1 | Laxmipur | 01.05.23 | 07:10 | 10:40 | 03:30 | 220KV Laxmipur-Jaynagar- ckt-1 | B-ph,IB=3.84KA,Z=1,Distance=11.6Kms, | | | | |
| 2 | BARPALI | 01.05.23 | 10:00 | 12:05 | 02:05 | 132KV BARPALI-BARGARH NEW | Distance | N/A | N/A | O/C | |
| 3 | DUBURI | 05.05.23 | 16:33 | 18:34 | 02:01 | 220K Balasore-New Duburi fdr | At Balasore end:Main-I:A-N,Zone-1, fault distance-109.6KM, fault current-Ia=1225A, Ib=67.8 A, Ic=80.63A Main-II: Fault Loop-L1-N, Zone-1,Dist=122.26Km, Fault current IL1=1295.01A,IL2=76.64A ,IL3=100.91A New Duburi end: Main-I: R-ph Trip,Zone-I,Dist-20.8KM, fault current- Ir=6.06KA Main-II: R-ph Trip, Zone-I, Dist-21.8Km, Fault current Ir=6.22KA | | | No fault was found after patrolling, the feeder was charged and stood ok. | |
| 4 | THERUBALI | 06.05.23 | 12:00 | 12:09 | 00:09 | 220KV Therubali-Indravati Ckt-2 | AGT, Z-2, 79.07 km, Ia=2.13 kA, Ib=37A, Ic= 35A. Indravati end-AGT, Z-1, 485.5 km, Ia=279 A, Ib=49A, Ic= 262A. | | | | |
| 5 | Rajgangpur | 07.05.23 | 12:27 | 12:47 | 00:20 | 132KV RAJGANGPUR-TARKERA-I FEEDER | At Rajgangpur-BGT, IA=73 A, IB=106A,IC=32A,IG=146A, ZONE 1, DISTANCE=33.91 KM Tarkera end: DP:- LOOP:- BGT, ZONE-1, DIST:- 48.3 KM, IB=898 A | | | | |
| 6 | BHANJANAGAR | 08.05.23 | 11:29 | 11:44 | 00:15 | 220 KV BHANJANAGAR-THERUBALI CKT-2 | A/R Operate at Bhanjanagar END CN, Z-1, D=26.4, IC=3.575KA Tripped At other End CN, Z-1, D= 128.5KM, IC = 1.303 KA | | | | |
| 7 | Brajrajnagar | 08.05.23 | 13:27 | 13:55 | 00:28 | 132kV Brajrajnagar -Lakhanpur feeder | Bph-E, M/T operated, Ib=1.20kA | Lakhanpur | | | |
| 8 | Laxmipur | 08.05.23 | 17:02 | 17:22 | 00:20 | 220KV Laxmipur-Jaynagar- ckt-2 | R,Y,B-Ph | | | | |
| | | | 17:11 | 14:26 10.05.23 | 21:15 | 220KV Laxmipur-Jaynagar- ckt-1 | R,Y,B-Ph,Z=1,IR=3.96KA,IY=4.12KA,IB=4.07KA,SOFT OPTD,Distance=35.7Kms | | | | |
| 9 | Lapanga | 09.05.23 | 13:07 | 13:46 | 00:39 | 220kV Lapanga - Katapali ckt-II | | | | | |
| | | | 13:09 | 13:21 | 00:12 | 132kV Burla - Katapali ckt-II | | | | | |
| 10 | DUBURI | 09.05.23 | 13:53 | 16:10 | 02:17 | 220 KV NEW DUBURI-BALASORE | FACIA- MAIN 1 & 2 DP OPERATED,GR A/B TRIP RELAY OPERATED MAIN-I-GENERAL-TRIP, R-PH PICK UP,E/F PICK UP, ZONE -1, IL1=5.94KA, IL2=0.16KA, IL3=0.19KA,DIST=20.2KM MAIN-II-ANY TRIP,R-Ph START, Zone-1,START PHASE A-N, TRIP PHASE- A,B,C, TRIP ZONE-1, Trip time-51.59ms,IA-6.231KA,IB-153.1A,IC-203.2A, DIST-20.43KM BACK UP R-PHASE PICK-UP, E/F PICK-UP | NO | | NO PHYSICAL FAULTS FOUND AT THE LOCATION | |
| 11 | Bhadrak | 09.05.23 | 14:11 | 14:25 | 00:14 | 220 KV Bhadrak- N.Duburi | At Bhadrak- Active Group-I, Started Phase CN,Tripped Phase-Cdistance 40.5KM,Zone-I,Ia=252.2A,Ib=592.0A,Ic=1.610KA,Van=117.1KV,Vbn=117.0KV,Vcn=53.55KV NEW DUBURI END B ph.O/C&E/F,Zone-I,Distance=22.1KMARR on,IL3=6.271KA At New Duburi-MAIN-I GENERAL-TRIP, B-PH PICK UP, ZONE -1 PICK UP, E/F PICK UP, A/R SUCCESSFUL MAIN-II GENERAL TRIP, B-Ph TRIP, E/F PICK-UP, ZONE-1 TRIP, 1 POLE TRIP, DIST.-22.1KM, A/R ON, IL3-6.27KA BACK UP RELAY | | | A/R SUCCESSFUL at New Duburi end | |
| 12 | Laxmipur | 09.05.23 | 17:27 | 09:43 10.05.23 | 16:16 | 220KV Laxmipur-Jaynagar- ckt-2 | R-Ph,Z=1.IR=2.08KA, | | | | |
| 13 | Budhipadar | 10.05.23 | 12:34 | 13:03 | 00:29 | 132 KV Budhipadar-Bamra ckt | D/P operated: Fault loop Rph to Bph,Zone2, Ia- 10.9A, Ib-2.763kA, Ic-2.76kA, Fault distance= 47.58km Bamra end-Fault loop- Yph to E, Ib- 388A | | | | |
| 14 | DUBURI | 10.05.23 | 15:11 | 15:11 | 00:00 | 220KV NEW DUBURI-BHADRAK LINE | At New Duburi-FACIA-MAIN-1& MAIN-2 DP OPERATED MAIN-I-GENERAL-TRIP, B-PH PICK UP, ZONE -1 PICK UP, E/F PICK UP, A/R SUCCESSFUL MAIN-II-GENERAL TRIP, B-Ph TRIP, E/F PICK-UP, ZONE-1 TRIP, 1 POLE TRIP, DIST.-22.1KM, A/R ON, IL3-6.27KA BACK UP RELAY B-PH PICK UP, E/F PICK UP Bhadrah end - ACTIVE GROUP-1, START Ph C-N, TRIP Ph-C, ZONE-1, DIST.-40.5KM, IA-258.2A, IB-592.0A, IC-1.61KA | NO | | A/R SUCCESSFUL | |
| 15 | Samangara | 11.05.23 | 15:14 | 15:21 | 0:07:00 | 132 KV Samangara-Satasankha-2 Feeder | O/C,B-ph-E ,IL1=0.03 KA,IL2=0.02 KA, IL3=2.23 KA Dist.=10.4 KM Zone-1 | NONE | NONE | Trip | |
| 16 | DUBURI | 11.05.23 | 16:11 | 16:11 | 00:00 | 220KV NEW DUBURI-BHADRAK LINE | FACIA-MAIN-1& MAIN-2 DP OPERATED MAIN-I-GENERAL-TRIP, B-PH PICK UP, ZONE -1 PICK UP, E/F PICK UP, A/R SUCCESSFUL MAIN-II-GENERAL TRIP, B-Ph TRIP, E/F PICK-UP, ZONE-1 TRIP, 1 POLE TRIP, DIST.-22.1KM, A/R ON, IL3-6.27KA BACK UP RELAY B-PH PICK UP, E/F PICK UP Bhadrah end - ACTIVE GROUP-1, START Ph C-N, TRIP Ph-C, ZONE-1, DIST.-40.5KM, IA-258.2A, IB-592.0A, IC-1.61KA | NO | | A/R BLOCKED | |
| 17 | JODA | 12.05.23 | 08:07 | 08:42 | 00:35 | 220KV Joda-Ramchandrapur fdr. | Tripped at Ramchandrapur end with following relay | | | | |
| 18 | Soro | 13.05.23 | 08:06 | 09:52 | 1:46:00 | 132KV Soro-Chandipur Line | Rectification of Red hot in Y-Phase DI Drop Of Line at Chandipur Grid end | NIL | NIL | At that time P/S available from Bhadrak Grid | |
| 19 | Goda | 13.05.23 | 12:59 | 15:43 | 02:44 | 220kV Meramundali B- Goda feeder | Tripped on DP, Z-2,Dist : 63.3KM,Ir:272A,Iy:1.968KA,Ib :2.239KA | | | | |
| 20 | JODA | 14.05.23 | 03:04 | 03:52 | 00:48 | 220KV Joda-Ramchandrapur fdr. | Tripped at Ramchandrapur end with following relay At Ramchandrapur end : only auxilary relay 86 optd. | | | | |
| 21 | PHULNAKHARA | 14.05.23 | 14:10 | 14:27 | 00:17 | 132kv Mancheswar- Phulnakhara feeder | Zone-2 operated, B-Ph to E/F, Dist:- 20.83km,Ir= 43A, Iy= 12A, Ib=2.33kA. | | | | |
| 22 | KENDRAPARA | 14.05.23 | 23:50 | 00:01 15-05-23 | 11:00 | 132 KV KENDRAPARA-MARSHAGHAI CKT-I | KENDRAPARA END TRIPPED ON B/U E/F WITH M/R, Ir=199.5A, Iy=535.37A, Ib=510.2A | | | | |
| 23 | Sambalpur | 15.05.23 | 07:40 | 09:59 | 2:19:00 | 132KV Sambalpur-BurlaPH feeder | At Sambalpur- Tripped on Yph E/F, Z1, Ia= 303A, Ib=2770A,Ic=435A, Ig=3281A, VA= 83.60KV, VB=105.78KV, VC=88.61KV,Vn=54.81KV,Fault dist.= 10.65KM At Burla-Tripped on Z1, Fault dist.=8.8KM | | | Transient fault | |
| 24 | Laxmipur | 15.05.23 | 13:28 | 16:52 | 03:24 | 220KV Laxmipur-Aditya ckt-1 | B-ph,Z-2,Distance=34.45kms,IB=1.35KA | | | | |
| 25 | BALASORE | 15.05.23 | 19:10 | 22:18 | 03:08 | 220KV Balasore-PGCIL-II | At Balasore end: 1st fault: Main-1: -C-N, Z-I ,Dist.-1.012 Km, Ia-276.7A, Ib-806.6A, Ic-6.996 KA. Main-2: C-N,Dist.-1.078 Km, Ia-277.5A, Ib-807.2A, Ic-6.970 KA. 2nd Fault: Main-1: C-N, SOTF, Z-I,Dist.-481.6 m, Ia-26.54A, Ib-26.68A, Ic-6.282 KA. Main-2: C-N,Dist.- 566.2m, Ia-26.83A, Ib-27.12A, Ic-6.969KA At PGCIL end: Main-1: B-ph to ground, Z-2, Ib-1.473KA, Dist.-78.51Km Main-2: B-ph to ground, Z-2, Ib-2.016KA, Dist.-76.30Km | | | After getting confimation from 220KV T/L SDO the feeder was charged but tripped immediately. | |
| | | | 22:18 | 13:48 (16.05.23) | 15:30 | | At Balasore end: Main-1: - A-B-C-N, Zone-I ,Dist.-1.390 Km, Ia-5.830 KA, Ib-6.111 KA, Ic-6.307 KA. Main-2: A-B-C-N,Zone-I,Dist.-1.344 Km, Ia-5.510 KA, Ib-6.150 KA, Ic-6.183 KA. | | | Earthwire was snapped at loc between 307 &303 | |
| 26 | Sambalpur | 15.05.23 | 07:40 | 09:59 | 02:19 | 132KV Sambalpur-BurlaPH feeder | Tripped on Yph E/F, Z1, Ia= 303A, Ib=2770A,Ic=435A, Ig=3281A, VA= 83.60KV, VB=105.78KV, VC=88.61KV,Vn=54.81KV,Fault dist.= 10.65KM Burla PH end:Tripped on Z1, Fault dist.=8.8KM | | | | |
| 27 | KENDRAPARA | 16.05.23 | 04:03 | 11:28 | 07:25 | 132 KV KENDRAPARA-CHANDIKHOLE CKT-I | KENDRAPARA End TRIPPED ON O/C, E/F and DP, ZONE-1, DIST.=17.34KM, Ia=7.72A, Ib=8.67A, Ic=3.55KA | | | LINE WAS IDLE CHARGED FROM KENDRAPARA END. | |
| 28 | Sambalpur | 16.05.23 | 11:38 | 11:46 | 0:08:00 | 132KV Sambalpur-BurlaPH feeder | At Sambalpur- Not tripped at SBP end. Tripped at BurlaPH end At Burla-Tripped on PT fuse fail | | | Transient fault | |
| 29 | MANIA | 16.05.23 | 14:05 | 19:37 | 332 MIN | 132kv ICCL- MANIA BREAKER TRIPPED | DP relay operated, Event -BGT, Zone-1, Location 13.06 KM, Ia = 187A, Ib=946A,Ic=127A,In= 1048A, Ig=1047A, Va= 66.960kV, Vb= 19.020kV, Vc= 68.832kV, Fault Impedance = 1.83 Ohm-sec | | | | |
| 30 | Salipur | 16.05.23 | 16:33 | 18.05.23 11:57 | 43:24Hrs | 132kV ICCL-Salipur Line | Dist. Trip Zone 1 Fault Location 16.77km Ia=1.854kA Ib=238.5A Ic=41..31A Van=24.62kV Vbn=72.32kV Vcn=72.63kV | | | | |
| 31 | Purushottampur | 16.05.23 | 16:34 | 17:13 | 00:39 | 132KV Purushottampur -Chatrapur Feeder | Tripped with Distance relay indication.Loop-L3-E,Distance=7.8Km,IL1=0.08Ka,IL2=0.08Ka,IL3=1.86Ka | | | | |
| 32 | Jagatsinghpur | 16.05.23 | 17:15 | 17:50 | 00:35 | 132kV JSPUR-CTC LINE | 132kV Ctc-Jspur Line tripped on DP relay from both end with following relay indication:- Relay Indication at JSPUR GSS Zone-1, Ia= 7.6A, Ib = 6A,Ic= 1.347 kA Distance = 12.946KM Relay Indication at CTC GSS Active Group 1, Zone-1, Ia= 103A, Ib = 374.9A, Ic= 4.797 kA Distance = 12.73KM | NIL | NIL | Jagatsinghpur Grid was continuing to avail power from tirtol end as both 132kV power supply from Tirtol and CTC end were in syncronizing condition. During fault-weather condn-heavy rain & thunderstorm. | |

| | | | | | | | | | | | |
|---|---|---|---|---|---|---|---|---|---|---|---|
| 33 | Nuapatna | 16.05.23 | 17:44 | 17-05-2023 14:43 | 20:59 | 132kV Nuapatna - Arati feeder | Y,B -ph to ground fault at Nuapatna end: zone -1 operated, dist-34.78 km,Iy=1.881kA, Ic=1.743kA. At Arati end : R,Y -ph to ground fault, zone -1 operated,Dist-30.97 km, Ir=1.92kA, Iy=1.8kA | | | | E/W was snapped and fell down on phase conductor, which was removed. |
| 34 | Salipur | 16.05.23 | 19:02 | 18-05-2023 11:57 | 40:55 | 132kV ICCL - Salipur feeder | SOTF | | | | |
| 35 | Bhadrak | 16.05.23 | 21:15 | 14:39 | 17:24 | 220 KV Bhadrak- N.Duburi | VT fuse fail, auto recloser lockout, M1, M2 and B/U optd. , 86a, 86B optd., M1= VT fail alarm, COS alarm. M2= VT fail alarm, Cos alarm. B/U= PT fuse fail. VRN= 19KV, VYN= 131KV , VBN= 124KV. | | | due to snapping of conductor L/C taken & after work done the said feeder charged at 14:39 on dated 17.05.23 | |
| 36 | Sambalpur | 16.05.23 | 11:38 | 11:46 | 00:08 | 132KV Sambalpur-BurlaPH feeder | Not tripped at SBP end.<br>Burla PH end:PT fuse fail | | | | |
| 37 | Nimapara | 17.05.23 | 06:08 | 06:08 | 00:00 | 132KV Chandaka-Nimapara Feeder | Local End:-AN,Z1,A/R Successful<br>Remote End:-Ia=789.9A,Ib=162.6A, Ic=37.69A,D=45.8KM,A/R Successful | | | | |
| 38 | JODA | 17.05.23 | 08:00 | 19:14 | 11:14 | 132KV Joda-Kenduposi fdr. | Tripped at Joda end only with following relay indication AT JODA end:- D.P. Relay: Zone-1,Dist.=2.271KM,<br>Fault Current: Ia=227.9A, Ib=7.553KA, Ic=7.358KA ,VAN=72.38KV, VBN=38.4KV, VCN=35.76KV B/U Relay at Joda end:O/C Tripped,Fault Current: Ia =0.19KA, Ib=6.54KA, Ic=6.46KA | | | After patrolling it was found that in between loc no.311-312 Y-ph conductor snapped & fallen on 33KV Bileipada fdr.& the said work is completed. | |
| 39 | Mendhasal | 17.05.23 | 09:56 | 12:11 | 02:15 | 220KV Mendhasal-B.Nagar | LBB 96 | | | | |
| | | | 09:56 | 12:07 | 02:11 | 220KV Mendhasal- Chandaka-II | 861,862,LBB96, Main 2 Dploop AB, BC, CA, ABC Ph trip, Ia=4.51KA, Ib=4.06KA, Ic= 34.27KA, dist=18.5km zone-1, zone-2, zone-3 | | | | |
| | | | 09:56 | 10:56 | 01:00 | 220KV Mendhasal- Chandaka-B | Master trip 861, 862, Main-1 DP- loop AB, BC, CA phase ABC trip Ia=3.35KA, Ib=3.41Ka, Ic=3.29Ka Dist=21.4KM, zone-1 | | | | |
| | | | 09:56 | 10:40 | 00:44 | 220KV Mendhasal- Chandaka-I | Master trip 861, 862, Main-1 DP- loop AB, BC, CA phase ABC trip Ia=3.79KA, Ib=3.85Ka, Ic=3.92Ka Dist=18.9KM, zone-1 | | | | |
| | | | 09:56 | 12:12 | 02:16 | 220KV Mendhasal- Atri-1 | LBB 96 | | | | |
| | | | 09:56 | 12:24 | 02:28 | 220KV Auto-2 | Master trip 861, 862 LBB 96 | | | | |
| | | | 09:56 | 12:33 | 02:37 | 220KV PTR-2 | LBB 96 | | | | |
| 40 | BHANJANAGAR | 17.05.23 | 12:37 | 12:41 | 00:04 | 220KV Therubali-Bhanjanagar Ckt-2 | A/R Operate at BNJR END CN, Z-1, D=53.12 KM, IC=2.06 KA<br>Tripped At other End<br>CN, Z-1, D= 113.6KM, IC = 1.4 KA<br>Bhanjanagar end-Bph Yph fault, Zone-I, 113.6 km, IR = 114.2A, IY = 198.1A, IB = 1.4 kA | | | | |
| 41 | Laxmipur | 17.05.23 | 13:23 | 16:17 | 02:54 | 220KV Lax-Aditya ckt-1 | B-N,Z=2,Distance=31.2kms, IB=2.52KA,IN=2.53KA | | | | |
| 42 | BHANJANAGAR | 17.05.23 | 14:04 | 16:32 | 02:28 | 220 BHANJANAGAR-MERAMUNDALI CKT | Tripped at BNJR END AB, Z-1, D=90.83 KM, IA=1.78 KA, IB=2.17 KA<br>Tripped At other End-RY, Z-1, D= 34.07 KM, IA=6.623 KA, IB=6.62 KA | | | | |
| 43 | JAJPUR ROAD | 17.05.23 | 17:16 | 20:03 | 02:47 | 132KV J.ROAD-DUBURI CKT-II | DP RELAY OPERATED, FAULT CURRENT: IA=182.2A,IB=413.4A,IC=2.18KA;F. VOLTAGE: VAN=74.77KV,VBN=72.45KV,VCN=71.32KV; F. ZONE-I; FAULT RESISTANCE=2.642Ω; FAULT LOCATION=9.10 KM<br>Duburi end- DP RELAY OPERATED, FAULT CURRENT: IA=168.6A,IB=382.3A,IC=8.875KA;F. VOLTAGE: VAN=75.29KV,VBN=75.03KV,VCN=27.06KV; F. ZONE-I; FAULT LOCATION=3.354 KM | | | After getting clerance from LINE MAINT. J.ROAD the line was charged | |
| 44 | Akhusingh | 17.05.23 | 20:06 | 20:11 | 00:05 | 132kV Akhusingh - Mohana feeder | Z-1, A-B-C, 16.91km | | | CHARGED BUT TRIPPED IMMEDIATELY | |
| 45 | Akhusingh | 17.05.23 | 20:11 | 18-05-2023 13:02 | 16:51 | 132kV Akhusingh - Mohana feeder | Tree fall on the b ph conductor on loc no 317-318 | | | | |
| 46 | Digapahandi | 17.05.23 | 21:25 | 21:36 | 00:11 | 132 KV Digapahandi- New Aska CKT-II | Digapahandi end. Micom Alstom P442 DP relay optd. Zone -1, Dist.-11.09KM, Fault current- Ia=2.504KA, Ib-66.73A, Ic-181.2A, . | NIL | - | | |
| 47 | THERUBALI | 18.05.23 | 14:18 | 14:37 | 00:19 | 132 KV Therubali-Muniguda ckt | CN, Z-1, 20.95km, Ic= 3.39 kA.<br>Muniquda end-CN, Z-1, 6.8 km, Ic= 1.1 kA. | | | | |
| 48 | Tarkera | 19.05.23 | 08:36 | YET NOT CHARGED(01.06.2023) | | 220KV TKR-Rengali | Master Trip | | | | |
| 49 | Soro | 19.05.23 | 08:05 | 10:23 | 2:18:00 | 132KV Soro-Chandipur Line | Replacement of Y-ph Conductor between Loc-150 & Loc- 151 of Line | NIL | NIL | At that time P/S available from Bhadrak Grid & Chadipur Grid availed P/S from Balasore Grid | |
| 50 | Tarkera | 19.05.23 | 08:36 | YET NOT CHARGED(01.06.2023) | | 220KV Tarkera-Bonai | Master Trip | | | | |
| 51 | Dabugaon | 19.05.23 | 14:37 | 15:08 | 00:31 | 132 KV JAYPATNA-DABUGAON LINE | DP Operated at both Dabugaon and Jayapatna end .<br>DP Operated at 42.41 KM in Zone-1 | | | | |
| 52 | Tentulikhunti | 19.05.23 | 14:43 | 16:02 | 01:19 | 132KV Jayanagar-Tentulikhunti ckt-2 | O/C | Nil | Nil | | |
| 53 | JAJPUR ROAD | 19.05.23 | 15:50 | 19:02 | 03:12 | 132KV J.ROAD-J.TOWN CKT | DP RELAY OPERATED, FAULT CURRENT: IA=5.956A,IB=6.609KA,IC=5.549A;F. VOLTAGE: VAN=76.12KV,VBN=22.52KV,VCN=75.79KV; F. ZONE-I ;FAULT LOCATION=3.551 KM | | | After getting clerance from LINE MAINT. BHADRAK the line was Idle charged | |
| 54 | Khajuriakata | 19.05.23 | 17:35 | 18:38 | 01:03 | 132 kv K.kata-MRDL Line | K.kata end-Z-1,B-ph, E/F indication, Dist-13.9 KM, Ib-2.58 KA | | | | |
| 55 | Kalunga | 19.05.23 | 17:57 | 19:30 | 01:33 | 132 KV Kalunga- Budhipadar | DP Relay- Tripped Phase- Y-N, Zone- 1, Fault location- 51.18 km, Fault duration- 63.35 ms, Ir-54.36 A, Iy-1.535 KA, Ib-78.83 A, Fault Resistance- 3.533 ohm<br>budhipadar end-Fault Location:39 km, Y-N, Iy= 2.53 KA | | | Due to severe thunder and lightning<br>Charged and stook OK | |
| | | | 18:00 | 18:46 | 00:46 | 132 KV Budhipadar-Bamra fdr. | triped on D/P relay,FL=Y ph-N,Zone-1,FD=41.26KM,fault current:- Ia=253.4A,Ib=2.0KA,Ic=182.6A<br>Bamra end - D/P operated,Zone-1,FL=Yph-E,FD=6.692KM,Ib=1.525KA | | | | |
| 56 | THERUBALI | 19.05.23 | 18:10 | 18:35 | 00:25 | 220KV Therubali-Bhanjanagar Ckt-1 | ABN, Z-1, 13.05 km, Ia=3.29kA, Ib=6.54 kA,<br>Bhanjanagar end-ABT, Z-2, 149.01km, Ia=1.5 kA, Ib=1.4 kA, | | | | |
| | | | 18:10 | 18:34 | 00:24 | 220KV Therubali-Bhanjanagar Ckt-2 | AN, Z-1, 9.473 km, Ia=3.14kA | | | | |
| 57 | Salipur | 19.05.23 | 18:18 | 20.05.23<br>12:20 | 18:02Hrs | 132kV ICCL-Salipur Line | I.DP Relay at ICCL end<br>IL1=0.13kA, IL2=0.13kA, IL3=8.73kA<br>Dis. P/U L3E ON 0ms<br>Dis. Loop L3E ON 3ms<br>Dis. Trip 3P ON 3ms<br>Dis. P/U OFF 68ms<br>Dis. L3Ef OFF 68ms<br>Relay Trip OFF 108ms<br>Fault Loc. Invcalid ON 109ms | | | | |
| 58 | Meramundali | 19.05.23 | 22:15 | 22:57 | 00:42 | 220kV Meramundali - TTPS ckt-I | **At Meramundali end**:- MAIN-I:-B-E, IB=17.16kA, Dist-1.49km, Z1, A/R Successful, MAIN-II:-B-E,IB=10.07kA, Dist-4.09km, Z1, A/R Successful<br>**At TTPS end**:- B-E, IB= 4.45kA, Dist-8.52km, Z1 | | | | |
| 59 | Budhipadar | 20.05.23 | 16:41 | 17:53 | 01:12 | 132 KV Budhipadar-Kalunga fdr. | triped on D/P relay,FL=Rph-E,Zone-1,FD=76.06KM,fault current:- Ia=1.371KA,Ib=24.85A,Ic=23.85A<br>Kalunga end-D/P operated,Zone-1,FL=Rph-E,FD=13.56KM,Ia=3.593KA | | | Wheather=lightning and heavy wind flowing. | |
| 60 | Budhipadar | 20.05.23 | 17:39 | 19:55 | 02:16 | 132 KV Budhipadar-Bamra fdr. | triped on D/P relay,FL=R ph-E,Zone-1,FD=3.78KM,fault current:- Ia=10.87KA,Ib=80.5A,Ic=199.5A<br>Bamara end-D/P operated,Zone-1,FL=Rph-E,FD=41.58KM,Ia=1.66KA,Ib=71.41A,Ic=205.2A | | | Wheather=lightning and heavy wind flowing. | |
| 61 | CHANDPUR. | 22.05.23 | 07:40 | 07:40 | 00:00 | 132KV Chandpur-Atri fdr. | Auto Recloser Successful, L3-E,distance-26.0 Km , IL1=0.13KA, IL2=0.22KA, IL3=0.17KA | | | Auto Recloser successful at both end(chandpur end & Atri end). This line may tripped due Bad weather condition. | |
| 62 | Kalunga | 22.05.23 | 18:50 | 19:25 | 00:35 | 132 KV Kalunga- Budhipadar | DP Relay- Tripped Phase- R-N, Zone- 1, Fault location- 49.14 km, Fault duration- 54.87 ms, Ir-1.624 KA, Iy-64.46 A, Ib-104.2 A, Fault Resistance- 4.719 ohm<br>Budhipadar end-Fault Location:42.49 km,zone=1, R-N, Ir= 2.350 KA | | | Due to severe thunder and lightning<br>Charged and stook OK | |
| 63 | Bargarh New | 22.05.23 | 21:20 | 21:44 | 00:24 | 220kV Bargarh New - Katapali feeder | DP, Zone-2, 63.49km, R-E, 1.355kA | | | | |
| 64 | Meramundali | 23.05.23 | 13:01 | 13:20 | 00:19 | 220kV Meramundali - Duburi feeder | DP, Z-1, If=2.752kA, 49.24km, R-E | | | CHARGED BUT TRIPPED IMMEDIATELY | |
| 65 | Meramundali | 23.05.23 | 13:20 | 16:02 | 02:42 | 220kV Meramundali - Duburi feeder | | | | | |
| 66 | New Duburi | 23.05.23 | 15:27 | 16:01<br>24.05.23 | 24:34 | 400KV NEW DUBURI- MERAMUNDALI 2 | **FACIA**<br>MERAMUNDALI-2 MAIN-1 AND MAIN-2 PROTECTION OPERATED, MERAMUNDALI-2 MAIN PROTECTION OPERATED, A/R UNSUCCESSFUL, A/R OF TIE BREAKER UNSUCCESSFUL.<br>**MAIN-I**<br>GENERAL TRIP,A/R BLOCKED, R-PH TRIP, Y-PH TRIP,ZONE-1 TRIP, A/R BLOCK, VT FUSE FAIL<br>**1ST EVENT**: L1-E PICK UP,IL1-7KA,<br>**2ND EVENT**:, IL1-0.00 KA, IL2-4.55KA, IL3-1.12KA, DIST-75.0KM,<br>**MAIN-II**<br>GENERAL TRIP, Y-PH, E/F PICK UP, A/R BLOCK,VT FUSE FAIL<br>**1ST EVENT** : L1-E PICK UP,IL1-7.03 KA, IL2-0.15KA, IL3-0.15KA, A/R BLOCKED<br>**2ND EVENT** : L2-E PICK UP,IL1-0.00 KA, IL2-4.54KA, IL3-1.12KA, A/R BLOCKED,DIST-74.9KM, | | | A/R BLOCKED<br>DISCONNECTED JUMPER REPAIRED AT THE FAULT LOC. NO.-24. | |
| 67 | Budhipadar | 24.05.23 | 01:00 | 01:26 | 00:26 | 132 KV Budhipadar-Kalunga fdr. | triped on D/P relay,FL=Rph-E,Zone-1,FD=29.73KM,fault current:- Ia=2.673KA,Ib=82.71,Ic=104.5A<br>Kalunga end-D/P operated,Zone-1,FL=Rph-E,FD=64.82KM,Ia-1.007KA | | | Due to severe thunder and lightning<br>Charged and stook OK | |
| 68 | THERUBALI | 24.05.23 | 13:05 | 13:29 | 00:24 | 220KV Therubali-Bhanjanagar Ckt-1 | AN, Z-2, 39.34 km, Ia=2.04kA<br>Bhanjanagar end-AN, Z-1, 133.3 km, Ia=963A | | | | |
| 69 | THERUBALI | 24.05.23 | 13:17 | 13:26 | 00:09 | 220KV Therubali-Gunupur Ckt | CG, Z-1, 14.05 km, Ic=5.2kA | | | | |

| | | | | | | | | | | | |
|---|---|---|---|---|---|---|---|---|---|---|---|
| 70 | Keonjhar | 24.05.23 | 16:25 | 18:43 | 02:18 | 400kV Keonjhar - Baripada PG feeder | | | | | |
| 71 | Laxmipur | 24.05.23 | 17:16 | 17:30 | 00:14 | 220KV Lax-Jaynagar-Ckt-1 | B-Ph,Z=1,Auto reclosed successfully at Laxmipur end | | | | |
| 72 | Rajgangpur | 24.05.23 | 17:20 | 19:14 | 01:54 | 132KV RAJGANGPUR-TARKERA-II FEEDER | BGT, IA=100 A, IB=460A,IC=122A,IG=4574A, ZONE 1, DISTANCE=5.29 KM<br>Tarkera end: DP OPERATED :- LOOP:- L2N, ZONE-1, DIST:- 20.678 KM, IL2=3175 A<br>B/U : E/F & O/C Y-PH PICK-UP, MT OPERATED | | | | |
| 73 | Laxmipur | 24.05.23 | 18:00 | 22:54 | 04:54 | 220KV Laxmipur-Jaynagar-ckt-1 | B-Ph,Z=1,4.2KA,IB=4.2KA,Dist=16Kms,SOTF OPTD,B-Ph insulator snapped | | | | |
| 74 | TTPS | 24.05.23 | 22:05 | 23:05 | 01:00 | 220kV TTPS - Kaniha feeder | B-E, 21.09km, 4.78kA | | | CHARGED BUT TRIPPED IMMEDIATELY | |
| 75 | Brajrajnagar | 24.05.23 | 22:18 | 00:06 (25.05.23) | 01:48 | 132kV Brajrajnagar Lakhanpur feeder | D/P operated: Fault Loop= L1-E, IL1= 9.05kA, IL2=0.12kA, IL3=0.13kA, Fault Distance=1.6km, M/T operated. | Lakhanpur Brajarajnagar Kechhobahal Tr. | | The said feeder tripped at Brajrajnagar end. Weather:- Heavy rain and wind. After weather clear, the said feeder charged but immediately tripped along with 132kV Budhipadar Brajrajnagar I/C. Therefore, The said feeder | |
| | | | 22:18 | 22:56 | 00:38 | 132kV Budhipadar-Brajrajnagar incomer SC line | FFS, D/P operated: Rph to E trip, Zone 1 trip, Dist = 7.689km, Ia= 8.681kA | | | The132kV Budhipadar-Brajrajnagar tripped at Budhipadar end. Weather:- Heavy rain and wind. After weather clear, the said feeder charged and stood ok. | |
| | | | 22:18 | 22:56 | 00:38 | 132/33 KV TRF-I(NGEF) | | | | | |
| | | | 22:18 | 22:56 | 00:38 | 132/33 KV TRF-III(HHE) | | | | | |
| | | | 22:18 | 22:56 | 00:38 | 132/33 KV TRF-IV(T & R) | | | | | |
| | | | 22:18 | 22:56 | 00:38 | 132/33 KV TRF-V(NGEF) | | | | | |
| | | | 22:18 | 22:56 | 00:38 | 132 kV RTSS Kechhobahal feeder | | | | | |
| 76 | Budhipadar | 24.05.23 | 22:24 | 22:55 | 00:31 | 132 KV Budhipadar-Remja | D/P operated: Rph to E trip, Zone 1 trip, Dist = 7.689km, Ia= 8.681kA | | | Weather- Lightning and rainfall | |
| 77 | TTPS | 24.05.23 | 23:05 | 25-05-2023 18:58 | 19:53 | 220kV TTPS - Kaniha feeder | | | | | |
| 78 | Kalunga | 22.05.23 | 18:50 | 19:25 | 00:35 | 132 KV Kalunga- Budhipadar | DP Relay- Tripped Phase- R-N, Zone- 1, Fault location- 49.14 km, Fault duration- 54.87 ms, Ir-1.624 KA, Iy-64.46 A, Ib-104.2 A, Fault Resistance- 4.719 ohm<br>Budhipadar end-Fault Location:42.49 km,zone=1, R-N, Ir= 2.350 KA | | | Due to severe thunder and lightning<br>Charged and stook OK | |
| 79 | Budhipadar | 22.05.23 | 18:51 | 19:24 | 00:33 | 132 KV Budhipadar-Kalunga fdr. | triped on D/P relay,FL=Rph-E,Zone-1,FD=42.49KM,fault current:- Ia=2.35KA,Ib=64.53A,Ic=98.4A<br>Kalunga end-D/P operated,Zone-1,FL=Rph-E,FD=49.1KM,Ia-1.62KA | | | Wheather=lightning and heavy wind flow. | |
| 80 | New Duburi | 23.05.23 | 15:27 | 16:01<br>24.05.23 | 24:34 | 400KV NEW DUBURI- MERAMUNDALI 2 | **FACIA**<br>MERAMUNDALI-2 MAIN-1 AND MAIN-2 PROTECTION OPERATED, MERAMUNDALI-2 MAIN PROTECTION OPERATED, A/R UNSUCCESSFUL, A/R OF TIE BREAKER UNSUCCESSFUL.<br>**MAIN-I**<br>GENERAL TRIP,A/R BLOCKED, R-PH TRIP, Y-PH TRIP,ZONE-1 TRIP, A/R BLOCK, VT FUSE FAIL<br>**1ST EVENT**: L1-E PICK UP,IL1-7KA,<br>**2ND EVENT**:, IL1-0.00 KA, IL2-4.55KA, IL3-1.12KA, DIST-75.0KM,<br>**MAIN-II**<br>GENERAL TRIP, Y-PH, E/F PICK UP, A/R BLOCK,VT FUSE FAIL<br>**1ST EVENT** : L1-E PICK UP,IL1-7.03 KA, IL2-0.15KA, IL3-0.15KA, A/R BLOCKED<br>**2ND EVENT** : L2-E PICK UP,IL1-0.00 KA, IL2-4.54KA, IL3-1.12KA, A/R BLOCKED,DIST-74.9KM, | | | A/R BLOCKED<br>DISCONNECTED JUMPER REPAIRED AT THE FAULT LOC. NO.-24. | |
| 81 | Budhipadar | 24.05.23 | 01:00 | 01:26 | 00:26 | 132 KV Budhipadar-Kalunga fdr. | triped on D/P relay,FL=Rph-E,Zone-1,FD=29.73KM,fault current:- Ia=2.673KA,Ib=82.71,Ic=104.5A<br>Kalunga end-D/P operated,Zone-1,FL=Rph-E,FD=64.82KM,Ia-1.007KA | | | | |
| 82 | Kalunga | 24.05.23 | 01:01 | 01:26 | 00:25 | 132 KV Kalunga- Budhipadar | DP Relay- Tripped Phase- R-N, Zone- 1, Fault location- 64.82 km, Fault duration- 46.35 ms, Ir-1.007 KA, Iy-81.81A, Ib-108.5 A, Fault Resistance- 30.69 ohm<br>Budhipadar end-Fault Location:29.70 km,, R-N, Ir= 2.673 KA | | | Due to severe thunder and lightning<br>Charged and stook OK | |
| 83 | BHANJANAGAR | 24.05.23 | 13:04 | 13:28 | 00:24 | 220 KV THERUBALI CKT-1 | Tripped at BNJR END AN, Z-1, D=133.3 KM, IA=963 A.<br>Tripped At other End<br>AN, Z-1, D= 39.34 KM, IA=2.04 KA, | | | | |
| 84 | THERUBALI | 24.05.23 | 13:05 | 13:29 | 00:24 | 220KV Therubali-Bhanjanagar Ckt-1 | AN, Z-2, 39.34 km, Ia=2.04kA<br>Bhanjanagar end-AN, Z-1, 133.3 km, Ia=963A | | | | |
| 85 | THERUBALI | 24.05.23 | 13:17 | 13:26 | 00:09 | 220KV Therubali-Gunupur Ckt | CG, Z-1, 14.05 km, Ic=5.2kA | | | | |
| 86 | Berhampur | 24.05.23 | 13:55 | 14:08 | 00:13 | 132KV Berhampur-Digapahandi sc line | Distance relay optd. Rph to N trip. Distance-22.10km, Ir=2.732kamp . MR optd. | | | Weather condition cloudy | |
| 87 | Laxmipur | 24.05.23 | 17:16 | 17:30 | 00:14 | 220KV Laxmipur-Jaynagar-Ckt-1 | B-Ph,Z=1,Auto reclosed successfully at Laxmipur end | | | | |
| 88 | Rajgangpur | 24.05.23 | 17:20 | 19:14 | 01:54 | 132KV RAJGANGPUR-TARKERA-II FEEDER | BGT, IA=100 A, IB=460A,IC=122A,IG=4574A, ZONE 1, DISTANCE=5.29 KM | | | | |
| 89 | Tarkera | 24.05.23 | 17:21 | 19:14 | 01:53 | 132 KV Tarkera-Rajgangpur II | Tarkera end: DP OPERATED :- LOOP:- L2N, ZONE-1, DIST:- 20.678 KM, IL2=3175 A<br>B/U : E/F & O/C Y-PH PICK-UP, MT OPERATED | | | | |
| 90 | Laxmipur | 24.05.23 | 18:00 | 22:54 | 04:54 | 220KV Laxmipur-Jaynagar-ckt-1 | B-Ph,Z=1,4.2KA,IB=4.2KA,Dist=16Kms,SOTF OPTD,B-Ph insulator snapped | | | | |
| 91 | Budhipadar | 24.05.23 | 22:04 | 22:24 | 00:20 | 33kV Industrial I feeder | Relay Indication: Relay trip, Rph, Yph, Bph trip, E/F trip, IL1= 1.3kA, IL2= 1.42kA, IL3= 1.33kA | | | Weather- Lightning and rainfall | |
| 92 | Karanjia | 25.05.23 | 00:52 | 01:18 | 00:26 | 132KV Karanjia-Dhenkikote line | R,B -N,Zone-1,fault distance- 38.07Km,IR-886.7A,IY-105.4A,IB-939.2A<br>Dhenkikote end-R&B phase to N,Zone-1,IR-76.11A,IY-111.2A,IB-89.63A | | | | |
| 93 | OLAVER | 25.05.23 | 02:10 | 02:45 | 00:35 | 132KV Olaver-Chandabali Ckt-II | Distance Protection Relay operated. Zone-1 Trip, R-ph Fault, IL1=1.56kA, distance=8.6km | | | | |
| 94 | Bhadrak | 25.05.23 | 03:17 | 04:47 | 01:30 | 132 KV Bhadrak-DPCL-1 | Tripped on Active Group-I,Zone-I,Started Phase CN, Distance=46.75 KM Ia=252.5A,<br>Ib=398.9A,Ic=2.026KA | | | | |
| 95 | THERUBALI | 25.05.23 | 11:36 | 18:23 | 06:47 | 220KV Therubali-Bhanjanagar Ckt-1 | AN, Z-2, 40.2 km, Ia=2.2kA | | | | |
| 96 | Khajuriakata | 25.05.23 | 13:00 | 13:26 | 00:26 | 132 kv Khajuriakata-Dhenkanal Line | K.kata end-Z-1,R-ph, E/F indication, Dist-34 KM, Ir-1.84 KA<br>Dhenkana end- DKL end-H/T condition , NPT end-Z-1,B-ph,E/F,Dist-43.48 KM,Ib-1.095KA | | | | |
| 97 | Tentulikhunti | 25.05.23 | 13:02 | 13:52 | 00:50 | 132KV Jayanagar-Tentulikhunti ckt-1 | O/C & E/F | | | | |
| 98 | Dhenkanal | 25.05.23 | 13:20 | 15:01 | 01:41 | 132KV DHENKANAL-KHUNTUNI FEEDER | DP Relay operated with indication: Z-1, Fault loop B-N,Dist-12kM,Ia=5.581A, Ib=2.502KA, Ic=6.266A. | | | The line test charged after getting confirmation of good weather condition from DGM choudwar & it stood OK. | |
| 99 | THERUBALI | 25.05.23 | 14:06 | 51:52 | 13:46 | 220KV Therubali-Indravati Ckt-2 | L3-N, Z-3, 105.41 km.<br>Ia= 65.71 A, Ib= 81.66 A, Ic= 668.06 A. In= 554.17A.<br><br>L1-N, Z-1, 45.33 km,<br>Ia= 3.18kA. Ib= 1.48 A.<br>Ic= 1.98kA(prefault)<br>296.87 A(Fault mag)<br><br>Back-up<br>CGT, Ia- 2.212 kA, Ib- 3.6 A, Ic- 498.3 Amp, Ig- 1.7 kA. | | | | |
| 100 | Bidanasi | 25.05.23 | 14:07 | 16:40 | 02:33 | 220 KV Bidanasi-Mendhasal Ckt-II | Tripped ABC Zone-1 , fault distance- (353.3km), IA-417.7A, IB-68608A,IC-7.773KA TOP CONDUCTOR | NIL | NIL | Late charge due to line patrolling done from Bidanasi end. | |
| 101 | THERUBALI | 25.05.23 | 14:07 | 14:28 | 00:21 | 220KV Therubali-Indravati Ckt-1 | Back-up relay.<br>CGT, Ia- 283.2 A, Ib- 184.6 A, Ic- 449.7 A. Ig- 909.1 A. | | | | |
| 102 | Mendhasal | 25.05.23 | 14:13 | 27.05.23<br>14:44:00 | 48:35 | 220KV Mendhasal-B.Nagar | Ir=5.59KA, AR Blocked fault event recorded with IR=7.05 KA, sotf trip 86.1 and 862 opt, At B.nagar end= IR=1.74KA Dist= 102.9KM zone 1 sotf | | | CONDUCTOR SNAPPED AT LINE | |
| | | | 14:13 | 18:22 | 04:09 | 220KV Mendhasal-Chandaka-3 | Main-1= AG loop Ia=14.83Ka Ib=0.07KA, Ic=0.07KA, dist=2.2Km Zone-1 A/R success then blocked. Main-2= Ia=14.585KA,Ib=0.10KA, Ic=0.29KA dist=2.1KM,861,862 96loop O/C, E/F<br>At Chandaka end<br>zone-1, dist=13.74KM Ia=7.4KA, Ib=0.09KA, Ic=0.08KA | | | | |
| | | | 14:15 | 16:40 | 02:25 | 220KV Mendhasal-Bidanasi-2 | relay trip zone 1 BR, zone -1 RE zone-2 dist=25.1KM Ia=0.19KA, Ib=0.2KA,Ic= 4.77KA at Bidanasi end= zone-1, dist=0.3KM Ia=418A Ib=686A Ic=7.73KA<br>zone-4 , dist=1.5KM<br>Main1<br>Rph pickup Bph pickup E ph pickup zone-2 trip dist= 25.1KM Ia= 0.17KA, Ib=0.2KA, Ic=4.77KA | | | | |
| | | | 14:17 | 15:04 | 00:47 | 220 KV Bidanasi-Mendhasal Ckt-I | Tripped ABC Zone-4 , fault distance- (-1.5km), IA-573.2A, IB-820.8A,IC-3.406KA BUTTOM CONDUCTOR<br>At Mendhasal- zone-4, Dist=1.5KM Ia= 573A, Ib= 820A, Ic= 3.46KA | | | Only tripped from Bidanasi end and at Mendhasal end in charged condition. | |
| 103 | Budhipadar | 25.05.23 | 15:12 | 15:17 | 00:05 | 33kV Industrial I feeder | B/U relay: O/C | | | | |
| 104 | KHURDA | 25.05.23 | 15:16 | 17:19 | 02:03 | 132KV KHURDA-ATRI 2 | I1-0.0KA,I2-0.0KA,I3-5.991KA with of dist.5.70km,Zone 1. | | | | |
| 105 | Tentulikhunti | 25.05.23 | 15:17 | 15:31 | 00:14 | 132KV Jayanagar-Tentulikhunti ckt-1 | O/C & E/F | | | | |
| 106 | CHANDPUR. | 25.05.23 | 15:25 | 15:25 | 00:00 | 132KV Chandpur-Atri fdr. | Auto Recloser Successful, L2-E,distance-34.7 Km , IL1=0.18KA, IL2=0.16KA & IL3=0.11KA | | | Auto Recloser successful at both end(chandpur end & Atri end). This line may tripped due Bad weather condition. | |
| 107 | Jayanagar | 25.05.23 | 15:55 | 16:25 | 00:30 | 132kV Jayanagar - Machhkund feeder | No relay indication at Jayanagar end.At Machkund end-R-Y-B,Z1,Dist-13.24Km | | | | |
| 108 | Nimapara | 25.05.23 | 16:01 | 09:46<br>26.05.23 | 17:45 | 132KV Nimapara-Puri Feeder | Local End:- SOTF,Z1,BN,Ia=5.81A,Ib=3.07KA, Ic=7.7A,D=15.41KM | | | Remote End:- Not tripped | |

| | | | | | | | | | | | |
|---|---|---|---|---|---|---|---|---|---|---|---|
| 109 | Laxmipur | 25.05.23 | 16:07 | 16:23 | 00:16 | 220KV Lax-Jaynagar Ckt-2 | y-Ph,Z=1,IY=2.91KA,Dist=18.9Kms,Auto reclosed Laxmipur end | | | | |
| 110 | Rengali PG | 25.05.23 | 16:48 | 26-05-2023 14:25 | 21:37 | 400kV Rengali PG - Keonjhar PG | B-E, Z-1, 74.6km, 1.72kA, | | | | |
| 111 | Paradeep | 26.05.23 | 02:06 | 2:06 | 00:00 | 220 KV Paradeep- N.Duburi CKT-II | MAIN-I :C-G,D-37.1KM,Z1 ,MAIN-II :C-G,D-36.9KM,Z1 | | | AUTO RECLOSURE OPTED,WEATHER CONDITION HEAVY RAIN FALL AND | |
| 112 | CHANDBALI | 26.05.23 | 02:10 | 02:46 | 00:36 | 132KV Olaver-Chandbali Line 2 | Distance Protection,Zone 1 | NIL | | Line 1 in service | |
| 113 | Nimapara | 26.05.23 | 09:46 | 17:17 | 07:31 | 132KV Nimapara-Puri Feeder | Local End:- SOTF,Z1,BN,Ia=6.16A,Ib=2.355KA, Ic=7.107A<br>Remote End:- Not tripped | | | Remote End:- Not tripped | |
| 114 | Budhipadar | 26.05.23 | 18:46 | 08:18<br>27.05.23 | 13:32 | 132 KV Budhipadar-Lapanga | D/P operated: Rph to E trip, Zone 1 trip, Dist =14.9km, Ia= 6.19kA<br>Lapanga end-D/P operated: FL=R-Y ph to E trip, Zone 1 trip, Dist =1.2km, Ia= 12.6kA,Ib=6.1KA | | | | |
| 115 | Khuntuni | 27.05.23 | 01:10 | 01:35 | 00:25 | 132kV ICCL - Khuntuni feeder | O/C, R-Y-B PH, 4.4kA | | | | |
| 116 | Choudwar | 27.05.23 | 01:10 | 01:30 | 00:20 | 132kV Choudwar - TS Alloy feeder | DP, Y-E, Z-1, 8.48km, 5.569kA | | | | |
| 117 | Cuttack | 27.05.23 | 01:21 | 02:56 | 01:35 | 133 kV Cuttack-Jagatsinghpur Feeder | 132kV Ctc-Jspur Line tripped on DP relay from both end with following relay indication:-<br>Relay Indication at JSPUR GSS Zone-1, Ia= 7.6A, Ib = 6.4A,Ic= 1.336kA Distance = 13.25KM<br>Relay Indication at CTC GSS Active Group 1, Zone-1, Started Phase :- YN, Tripped Phase:- RYB, Ir= 402A, Iy = 5.569kA, Ib= 202.1 A<br>Distance = 8.483KM, Fault Duration = 83.20ms, Relay trip time = 79.88ms, Fault Resistance = 601.9 mohm | | | During fault-weather condn-heavy rain & thunderstorm.<br>As weather condition improved the line charged and stood okay.<br>Jagatsinghpur Grid was continuing to avail power from tirtol end as both 132kV power supply from Tirtol and CTC end were in synchronizing condition. | |
| 118 | PHULNAKHARA | 27.05.23 | 01:24 | 02:35 | 01:11 | 132KV Phulnakhara - Cuttack feeder | Zone-1 operated, Y-Ph to E/F, Dist:- 6.315km,<br>Ir= 172.8A,<br>Iy= 5.597kA, Ib=116A.<br>Cuttack end-Tripped Ph: RYB<br>Dist.Protec: Zone-1<br>Distance: 11.31 km<br>IR: 171.9 A<br>IY: 3.68 kA<br>IB: 120 A | | | During fault-weather condn-heavy rain & thunderstorm.<br>As weather condition improved the line charged and stood okay. | |
| 119 | DUBURI | 27.05.23 | 02:06 | 02:06 | 00:00 | 220KV NEW DUBURI-PARADEEP-CKT-01 | FACIA<br>MAIN-1 & MAIN-2 DP OPERATED<br>MAIN-I<br>GENERAL-TRIP, B-PH PICK UP, ZONE -1 PICK UP, E/F PICK UP, 1 POLE TRIP, DIST -63.3KM, PICK UP TIME - 31ms, IL3- 2.79KA<br><br>MAIN-II<br>GENERAL TRIP, B-Ph TRIP, E/F PICK-UP, ZONE-B TRIP, 1 POLE TRIP, DIST.-62.6KM, PICK UP TIME- 44ms, TRIP TIME-1ms, IL3- 2.78KA<br>paradeep end-MAIN-1<br>C TO G, DIST. - 37.1KM, ZONE-1<br><br>MAIN-2<br>C TO G, DIST. -36.9KM, ZONE-1<br><br>A/R OPERATED SUCCESSFULLY | NO | | A/R SUCCESSFUL | |
| 120 | Paradeep | 27.05.23 | 02:49 | 04:05 | 01:16 | 220kV Paradeep - IOCL feeder | DP, B-E, Z-1, 1.07km, 5.86kA | | | | |
| 121 | G.UDAYAGIRI | 27.05.23 | 04:14 | 04:43 | 00:29 | 132KV Bhanjanagar-G.Udaygiri S/C line | R-ph to EARTH FAULT, zone-1, 2.4Km, IR=0.28kA, IY=0.22kA, IB=0.39kA<br>G.Udaygiri end-E/F | | | Charged after field verification & stood ok. | |
| 122 | Nimapara | 27.05.23 | 09:25 | 11:09 | 01:44 | 132KV Nimapara-chandaka Feeder | NIL<br>Due to 132KV Bus PT out | | | | |
| 123 | BHANJANAGAR | 27.05.23 | 12:36 | 12:57 | 00:21 | 220 KV BHANJANAGAR-NAYAGARH CKT | Tripped at BNJR END CN, Z-1, D=30.32 KM, IC=1.923 KA<br>A/R Operate At other End<br>CN, Z-1, D= 39.8 KM, IC = 947 A | | | | |
| 124 | Digapahandi | 27.05.23 | 15:45 | 16:30 | 00:45 | 132 KV Digapahandi- New Aska CKT-1 | Digapahandi end. Micom Alstom P442 DP relay optd. Zone -2, Dist.-31.95KM, Fault current- Ia=1.490KA, Ib-9.288A, Ic-8.864A, Micom Alstom P142 relay optd. Fault current- Ia=1.451KA, Ib-9.462A, Ic- 8.576A In-1.459KA, | - | - | The said line is idle charged from Digapahandi GSS. | |
| 125 | JODA | 27.05.23 | 20:11 | 21:36 | 01:25 | 132KV Joda-Barbil fdr. | Tripped at Joda end only with following relay indication AT JODA end:-<br>D.P. Relay: Zone-1,Dist.=11.90KM,<br>Fault Current: Ia=99.16A, Ib=175.4A, Ic=4.06KA ,VAN=71.64KV, VBN=76.95KV, VCN=37.02KV | | | After patrolling it was found that B-Ph insulator damaged at loc no.283 & the replacement work is completed. | |
| 126 | Telkoi | 27.05.23 | 21:09 | 22:46 | 01:37 | 220KV Telkoi-TTPS feeder | Tripped on distance protection from TTPS end while CB of said feeder was in closed condition at Telkoi end. DP relay indication at TTPS end:- (1)IA=0A, IB=36.46A, IC=45.91A (2) Fault location and zone not displayed in relay.<br>Pick up data of Main-I DP relay at Telkoi end:-(1) Started phase A (2) Overcurrent Start I >3 (4) Tripped Elts No (5)IA=1.501KA, IB=91.70A, IC=166.8A (6) Fault in zone None | | | The said feeder tripped simultaneously at TTPS end during tripping of 220KV Telkoi-Joda feeder. | |
| 127 | JODA | 27.05.23 | 21:36 | 11:01<br>(28.05.23) | 13:25 | 132KV Joda-Kenduposi fdr. | Tripped at Joda end only with following relay indication AT JODA end:-<br>D.P. Relay: Zone-1,<br>Fault Current: Ia=14.96A, Ib=14.46A, Ic=3.836KA | | | | |
| 128 | JODA | 27.05.23 | 22:13 | 22:51 | 00:38 | 220KV Joda-TTPS Ckt-II fdr. | Tripped at both end with following relay indication AT JODA end:- D.P. Relay(Main-I): Zone-1,Dist.=86.39KM,<br>Fault Current: Ia=129.1A, Ib=1.985KA, Ic=2.004KA D.P. Relay(Main-II): Zone-1,BCT,FD=87.52KM,Fault Current: A=118A,B=2001A,C=1961A,N=1267A,G=1261A AT TTPS end: DP relay,Zone-I,Fault dist=57.35KM,Fault current: Ia=110.4A,Ib=4.49KA,Ic=4.39KA | | | | |
| 129 | UDALA | 27.05.23 | 23:44 | 01:13<br>28.05.23 | 01:29 | 132KV BALASORE-UDALA LINE | UDALA END DATA:<br>DP RELAY INDICATION: General trip, distance trip, Y-Ph pickup, Z1 trip, Distance=23Km, Ia=0.12KA, Ib=1.17KA, Ic=0.25KA, Loop=Yph-Ground. BACK-UP RELAY INDICATION: L2/Y-Phase pickup, FACIA WINDOW INDICATION: Distance protection operated, GR-A/B trip relay operated.<br>BALASORE END DATA: Distance trip, Y-Ph ground, Trip-Z1, Distance=24.73Km, Ia=88A, Ib=2853A, Ic=221A, | | | During the period of Shutdown, Udala S/S availed 132KV Power supply from Betnoti grid end.<br>No fault was found after patrolling, the feeder was charged and stood ok. | |
| 130 | Tentulikhunti | 28.05.23 | 13:43 | 13:53 | 00:10 | 132KV Jayanagar-Tentulikhunti ckt-1 | O/C & E/F | Nil | Nil | | |
| 131 | BALASORE | 29.05.23 | 03:48 | 04:48 | 01:00 | 160MVA AUTO-II | Fault indication: OSR trip,Gr A/B optd. | | | After field verification no fault found and the transformer is charged and stood ok. | |
| 132 | Berhampur | 29.05.23 | 17:26 | 17:36 | 00:10 | 132KV Berhampur-Digapahandi sc line | Distance relay optd. Rph to N trip. Distance-22.10km, Ir=2.943kamp . MR optd. | | | Weather condition cloudy | |
| 133 | BALASORE | 30.05.23 | 11:42 | 15:36 | 03:54 | 160MVA AUTO-II | Fault indication: OSR trip,Gr A/B optd. | | | | |
| 134 | Laxmipur | 30.05.23 | 15:02 | 15:15 | 00:13 | 220KV Lax-Nalco-ckt-2 | B-Ph,Z=1,IB=2.70KA,Dist=7.1Kms,Auto reclosed successfully Laxmipur end | | | | |
| 135 | Podagada | 30.05.23 | 15:30 | 15:33 | 00:03 | 132kV Rayagada - Podagada feeder | Tripped on GR-A/B, Trip Relay Optd,Distance Protection relay Optd , R-Ph fault , Zone- 2 Trip, L1-E, Dist= 74.1 KM, IL1= 0.80KA, IL2= 0.04KA, IL3=0.11 KA | | | | |
| 136 | BALASORE | 30.05.23 | 16:10 | 18:06 | 01:56 | 160MVA AUTO-II | Fault indication:OSR trip,Gr A/B optd. | | | | |
| 137 | Podagada | 30.05.23 | 16:10 | 19:32 | 03:22 | 132kV Rayagada - Podagada feeder | Tripped on GR-A/B, Trip Relay Optd,Distance Protection relay Optd , R-Ph fault , Zone- 2 Trip, L1-E, Dist= 74.1 KM, IL1= 0.80KA, IL2= 0.04KA, IL3=0.10 KA | | | | |
| 138 | Jaleswar | 30.05.23 | 16:12 | 17:59 | 01:47 | 132 KV Kuchei-Jaleswar Line | TRIPPED FROM BOTH END | | | | |
| 139 | JODA | 30.05.23 | 16:26 | 17:30 | 01:04 | 132/33KV Power Transformer-04 | Shutdown for top up oil. | | | | |
| 140 | BALASORE | 30.05.23 | 16:29 | | ############# | 220KV Balasore-PGCIL-II | At Balasore end:<br>Main-I: A/R OPTD, Z-I, Bph-N, Dist-57.36Km, Ir-235.6A, Iy-221.5A, Ib-1.720KA.<br>Main-II:A/R OPTD, Z-I, Bph-N, Dist-57.55 Km, Ir-235A, Iy-271A, Ib-1.722KA At PGCIL end: Main-I: Zone-I, B ph-N, Ib-6.40KA,Dist-18.96Km. Main-II: Zone-I,Bph -N, Ib-6.476KA, Dist-22.37Km | | | A/R was sucessful | |
| 141 | DUBURI | 30.05.23 | 16:36 | 16:36 | 00:00 | 400KV NEW DUBURI- PANDIABILLI | FACIA<br>MAIN-1& MAIN-2 DP OPERATED,A/R OPERATED SUCCESSFULLY<br>MAIN-I<br>E/F PICK UP, PU TIME-43ms ,TRIP TIME-1ms, DISTANCE-68.4KM<br>Y-PH PICK UP,ZONE-1 TRIP,ZONE-1 B TRIP, DIS. PICK-L2E,IL2-4.33KA<br><br>MAIN-II<br>Y-PHASE PICKUP, ZONE-1 PICKUP, DIST.-68.48KM, FAULT LOOP L2N, IL1-332.38A, IL2-4315.12A, IL3-58.82A,<br>BACK UP RELAY<br>Y-PHASE PICK,PICK UP TIME-20ms<br>Pandiabill end-Main-I Y-G FAULT, DIST.=57.9KM, IL2-4.01KA<br>Main-II ZONE-1,DIST.-57.7KM,IL2-4.3KA,Y-G FAULT | NO | | A/R SUCCESSFUL | |
| 142 | BRAJABIHARIPUR | 30.05.23 | 16:53 | 18:35 | 01:42 | 132KV BPPL-BRAJABIHARIPUR FEEDER | TRIPPED BY DP RELAY<br>ZONE-1 OPERATED, DISTANCE-2.2Km, L1-E/F PICKUP.<br>IL1=37.2KA,IL2=4.53KA, IL3=2.92KA<br>DISTANCE-12.6Km, L1-E/F PICKUP. IL1=3.93 KA,IL2=0.66 KA, IL3=0.45KA | | | | |
| 143 | Rajgangpur | 30.05.23 | 18:57 | 19:08 | 00:11 | 132KV RAJGANGPUR-KUTRA FEEDER | BGT, IA=31 A, IB=4707 A, IC=49 A,IG=4786 A, ZONE 1, DISTANCE=5.06 KM | | | | |
| 144 | CHANDPUR. | 30.05.23 | 19:19 | 20:49 | 01:30 | 132KV Chandpur-Balugaon fdr. | Auto Recloser Block, R & B Phases,zone-1 L31-E,distance-6.6 Km , IL1=2.29KA, IL2=0.03KA & IL3=2.27KA | | | Bad weather condition. | |
| 145 | Purushottampur | 31.05.23 | 16:20 | 16:26 | 00:06 | 132KV Purushottampur -Aska Feeder | Tripped with B-phase E/F relay indication IL1=0.44Ka,IL2=0.16Ka, IL3=0.82Ka | | | | |

| | | | | | | | | | | | |
|---|---|---|---|---|---|---|---|---|---|---|---|
| 146 | ASKA | 31.05.23 | 16:20 | 17:14 | 00:54 | 132KV ASKA- BHANJANAGAR C.K.T-1 | Fault Type- C N,ZONE-1, Dist- 23.15KM, IR-272.7A,IY-266.1A,IB-1.426 KA<br>Bhanjanagar end - DP RELAY-L1-2,D=9.3 KM,Z-1,IA-274A,IB-261A,IC-4384A | | | | |
| | | | 16:20 | 16:38 | 00:18 | 132KV ASKA- BHANJANAGAR C.K.T-2 | O/C<br>Bhanjanagar end -DIR O/C,R-Y-B PH, IR-210A,IY-410A,IB-1.84KA | | | | |
| 147 | BANGIRIPOSI | 31.05.23 | 16:29 | 20:31 | 04:02 | 132KV, BANGIRIPOSI-KUCHEI FDR-II | DP Relay: Fault zone- Z1,<br>Distance: 19.48Km,Ia= 6.228A, Ib= 2.030KA, Ic= 7.161A<br>Van=76.30KV, Vbn= 34.29KV, Vcn= 80.04KV. | NIL | NIL | Line Fault.<br>(Anti-theft charging of Kuchei Fdr-II from B.posi end to Lco.No.-01) | |
| 148 | Meramundali | 31.05.23 | 16:37 | 19:14 | 02:37 | 400kV Meramundali - Lapanga ckt-II | **At Meramundali end:**- **M1:** BEFORE A/R: B-E, I B= 2.28kA, Z1, 105.5km, AFTER A/R: B-E,IR= 0.54kA,IY= 0.55kA, IB= 1.99kA, Z1, 109.4km **M2:** BEFORE A/R: B-E, IB= 2.287kA, Z1, 105.6km, AFTER A/R: B-E, IR= 0.54kA,IY= 0.55kA, IB=1.99kA, Z1, 108.1km<br>**At Lapanga end:**- **M 1:** AFTER A/R: B-E, IB= 3.408kA, Z1, 101km, **M2**: AFTER A/R: B-E, IB= 3.208kA, Z1, 97.1km | | | | |
| 149 | BHANJANAGAR | 31.05.23 | 19:37 | 20:01 | 00:24 | 220 KV THERUBALI CKT-2 | Tripped at BNJR END BN, Z-2, D=203.3 KM, IB=761.7 A<br>Tripped At other End<br>BN, Z-1, D= 47.63 KM, IB = 2.27 KA | | | | |
| | | | 19:37 | 19:59 | 00:22 | 220 KV THERUBALI CKT-1 | Tripped at BNJR END BN, Z-2, D=203.3 KM, IB=762.1 A<br>Tripped At other End<br>BN, Z-1, D= 56.95 KM, IB = 2.3 KA | | | | |
| 150 | THERUBALI | 31.05.23 | 19:37 | 18:53 / 01.06.23 | 23hrs 16mins | 220KV Therubali-Gunupur Ckt | BGT(Y-ph), Z-2, Location-60.83 km, Iy- 2.3 kA. | | | Busbar Trip | |
| 151 | Narendrapur | 31.05.23 | 20:07 | 22:24 | 02:17 | 220kV Narendrapur - Gunupur feeder | DP, Z-1, R-Y-E, 1.53kA, 1.21kA, 104km | | | | |
| 152 | JODA | 31.05.23 | 14:51 | 16:38 | 01:47 | 132KV Joda-Palasponga fdr. | Tripped at both end with following relay indication At Joda end:- D.P.<br>Relay:FL: L2-N<br>Zone-1,Dist. =2.2169KM<br>Fault Current: IL1=230.62A, IL2=7754.55A, IL3=113.16A, IN=7521.04A<br>At PPG end:-<br>D.P. Relay,FL: BG T,Zone-1<br>Dist. =32.9KM<br>Fault Current: Ia=241A, Ib=254A, Ic=128A, Ig=486A | | | | |
| 153 | ASKA | 31.05.23 | 16:20 | 17:14 | 00:54 | 132KV ASKA- BHANJANAGAR C.K.T-1 | Fault Type- C N,ZONE-1, Dist- 23.15KM, IR-272.7A,IY-266.1A,IB-1.426 KA<br>Bhanjanagar end - DP RELAY-L1-2,D=9.3 KM,Z-1,IA-274A,IB-261A,IC-4384A | | | | |
| | | | 16:20 | 16:38 | 00:18 | 132KV ASKA- BHANJANAGAR C.K.T-2 | Bhanjanagar end -DIR O/C,R-Y-B PH, IR-210A,IY-410A,IB-1.84KA | | | | |
| 154 | BHANJANAGAR | 31.05.23 | 16:20 | 17:15 | 00:55 | 132 KV ASKA CKT-1 | Tripped at BNJR END CGT, Z-1, D=9.3 KM, IC=4.38 KA<br>Tripped At other End<br>CN, Z-1, D= 23.14 KM, IC = 1.49 KA | | | | |
| | | | 16:20 | 16:38 | 00:18 | 132 KV ASKA CKT-2 | O/C | | | | |
| 155 | BANGIRIPOSI | 31.05.23 | 16:29 | 20:31 | 04:02 | 132KV, KUCHEI FDR-II (Anti-theft charging of Kuchei Fdr-II from B.posi end to Lco.No.-01) | DP Relay: Fault zone- Z1,<br>Distance: 19.48Km,Ia= 6.228A, Ib= 2.030KA, Ic= 7.161A<br>Van=76.30KV, Vbn= 34.29KV, Vcn= 80.04KV. | NIL | NIL | Line Fault. | |
| 156 | Soro | 31.05.23 | 18:59 | 20:08 | 01:09 | 132KV Soro-Chandipur Line | 132 KV Relay details Soro Grid end:- Zone-2,C-G, Location-33.79KM ,A=51 Amp,B=58 Amp,C=1342 Amp ,G-1238Amp<br>132 KV Relay details Chandipur Grid end:- Zone-I, B-ph | | | At that time P/S available from Bhadrak Grid. B-Phase Insulator Burst at LOC No-188 of 132 KV BLS Chandipr Line. | |
| | | | 18:59 | 00:14 | 05:15 | 132KV Balasore-Chandipur fdr | At Balasore end: Bph tripped,Dist-14.308KM,Zone-I,Ir-97.8A, Iy-288.0A, Ib-4.344KA. At Chandipur end: Bph-tripped,Zone-I,Dist-16.48KM, Fault current Ir-109.6A,Iy-286.2A,Ib-1.093KA. | | | The feeder was charged at 20:01 hrs but tripped immediately. | |
| 157 | Samangara | 31.05.23 | 19:21 | 20:18 | 0:57:00 | 33 KV Sriram Nagar-I Feeder | O/C,E/F,R-ph OPTD Ir=2.5 KA,Iy=0.26 KA,Ib=0.27 KA | | | Trip | |
| 158 | BHANJANAGAR | 31.05.23 | 19:37 | 20:01 | 00:24 | 220 KV THERUBALI CKT-2 | Tripped at BNJR END BN, Z-2, D=203.3 KM, IB=761.7 A<br>Tripped At other End<br>BN, Z-1, D= 47.63 KM, IB = 2.27 KA | | | | |
| | | | 19:37 | 19:59 | 00:22 | 220 KV THERUBALI CKT-1 | Tripped at BNJR END BN, Z-2, D=203.3 KM, IB=762.1 A<br>Tripped At other End<br>BN, Z-1, D= 56.95 KM, IB = 2.3 KA | | | | |
| 159 | THERUBALI | 31.05.23 | 19:37 | 19:58 | 00:21 | 220KV Therubali-Bhanjanagar Ckt-1 | Ypf-N , Z-1, 56.95 km, Iy- 2.3 kA. | | | | |
| | | | 19:37 | 20:01 | 00:24 | 220KV Therubali-Bhanjanagar Ckt-2 | Ypf-N , Z-1, 47.63 km, Iy- 2.2 kA | | | | |
| | | | 19:37 | | ############ | 220KV Therubali-Gunupur Ckt | BGT(Y-ph), Z-2, Location-60.83 km, Iy- 2.3 kA. | | | | |
| 160 | G.UDAYAGIRI | 31.05.23 | 20:10 | 20:50 | 00:40 | 132KV G.Udaygiri-Phulbani line | Bph & E/F, zone-1, 1.1Km, If=1.91kA | | | Charged after field patrolling and verification of the line & stood ok. | |
| 161 | BALASORE | 31.05.23 | 00:14 | 00:00<br>01.06.23 | 03:59 | 132KV Balasore-Chandipur fdr | At Balasore end: Bph tripped,Dist-16.192KM,Zone-I, Ir-6.6A, Iy-21A, Ib-3.7KA. | | | B-phase suspension insulator brust at location no-188. The feeder was charged at 4:42 hrs on dated 01.06.2023. | |

## SYSTEM DISTURBANCE IN THE MONTH OF MAY- 2023
## (B) TRIPPING OF Line / EQUIPMENT WITH LOAD LOSS

| Sl. No. | Sub-Station | Date | From | To | Duration | Lines / Equipments / Generating Units Tripped | Relay Indication / Cause | Grid Sub-stations affected (it can be more than one) | Area interruption period | Remarks | Energy Loss (In MU) |
|---|---|---|---|---|---|---|---|---|---|---|---|
| 1 | Jagatsinghpur | 03.05.23 | 16:35 | 18:52 | 02:17 | 132 kV Cuttack-Jagatsinghpur Feeder | 132kV Ctc-Jspur Line tripped on DP relay from both end with following relay indication:-<br>Relay Indication at JSPUR GSS Zone-1, Ia= 8A, Ib = 7A,Ic= 1318.4 A Distance = 13.418KM, Fault Time = 88ms<br>Relay Indication at CTC GSS Active Group 1, Zone-1, Started Phase :- BN, Tripped Phase:- ABC Ia= 565.1A, Ib = 4.748kA, Ic= 392.2 A Distance = 13.46KM, Fault Duration = 73.38ms, Relay trip time = 80ms | Jagatsinghpur<br>Gorekhnath RTSS | 00:10<br>00:30 | Jagatsinghpur Gss was availing 132kV P/S from Tirtol end at 16:45Hrs. | 0.00770038 |
| | | | 16:35 | 17:05 | 00:30 | 132kV Gorekhnath Traction Feeder | 132kV Traction Fdr was H/T after tripping of the 132kV CTC - Jspur Line. After availing 132kV P/S from Tirtol end at16:45, The Traction feeder was charged at 16:45 but the line didn't chgarged due to malfunction of Master trip relay. After rectifying the problem the line again charged at 17:05Hrs and the line stood ok. | | | | |
| | | | 16:33 | 18:36 | 02:03 | 132kV JSPUR- TIRTOL LINE | Both 132kV JSPUR-CTC LINE & 132kV JSPUR- TIRTOL LINE synchronized at Jagatsinghpur GSS at 13:52 Hrs and stood OK. | | | | |
| 2 | Chandaka | 05.05.23 | 14:16 | 16:28 | 02:12 | 132KV Chandaka-Nimapara Feeder | Local End:-Z1,Ia=1.136KA,Ib=1.346KA, Ic=1.174KA,D=44.82KM Remote End:-Z1,Ia=5.69KA,Ib=8.7KA, Ic=5.84KA,D=9.15KM | Ranasinghpur | 00:06 | P/S availed from GSS,Kesura at 14:23 Hrs | 0.007509117 |
| | | | 14:17 | 16:06 | 01:49 | 132 KV Chandaka-Ranasinghpur Feeder | DP Relay operated at Z1,Distance-34.48 Km,IR-122.0 A,IY-196.8 A,IB-161.7 A | | | | |
| 3 | JAJPUR ROAD | 05.05.23 | 16:20 | 18:59 | 02:39 | 132KV J.ROAD-J.TOWN CKT | DP RELAY OPERATED, FAULT CURRENT: IA=5.49A,IB=5.42A,IC=4.89KA;F. VOLTAGE: VAN=78.26KV,VBN=80.40KV,VCN=35.11KV; F. ZONE-I; FAULT RESISTANCE=447.8mΩ; FAULT LOCATION=7.746KM | | | After getting clerance from LINE MAINT. BHADRAK the line was Idle charged | |
| 4 | Jayanagar | 08.05.23 | 15:37 | 15:47 | 00:10 | 132kV Jayanagar - RTSS feeder | | Jayanagar - RTSS | 00:10 | | 0.001844763 |
| 5 | JAJPUR ROAD | 09.05.23 | 14:08 | 18:36 | 04:28 | 132KV J.ROAD-J.TOWN CKT | DP RELAY OPERATED, FAULT CURRENT: IA=5.846A,IB=6.603KA,IC=5.548A;F. VOLTAGE: VAN=75.85KV,VBN=21.67KV,VCN=74.78KV; F. ZONE-I; FAULT RESISTANCE=555.3mΩ; FAULT LOCATION=3.486 KM | | | After getting clerance from LINE MAINT. BHADRAK the line was Idle charged | |
| 6 | KHARIAR | 10.05.23 | 04:50 | 04:52 | 00:02 | 132kV Kesinga-Khariar Line | Tripped from Kesinga on over current R-Ph , 440Amp. | Khariar ,Kantabanji, Kantabanji Tr. | 00:02 | Tripped from Kesinga on over current R-Ph , 440Amp. | 0.00147675 |
| 7 | Salipur | 11.05.23 | 09:31 | 14:52 | 05:21Hrs | 132kV OCL-Salipur Line | At Salipur-Dist. Trip Zone 1<br>Fault Duration 68.35 ms<br>Relay Trip Time 80.02ms<br>Fault Location 5.185km<br>Ia=3.630kA Ib=56.58A Ic=129.5A<br>Van=17.44kV Vbn=78.36kV Vcn=76.50kV<br>Fault Resistance 1.688 Ohm | OCL | 05:21 | | 0.04139103 |
| 8 | Tentulikhunti | 12.05.23 | 06:13 | 07:05 | 00:52 | 132KV Jayanagar-Tentulikhunti ckt-1 | Supply Fail | Vento Solar Power , Tentulikhunti GSS | 00:27 | | 0.003662671 |
| | | | 06:13 | 06:52 | 00:39 | 132KV Jayanagar-Tentulikhunti ckt-2 | | | | | |
| 9 | Bhadrak | 12.05.23 | 14:34 | 14:37 | 00:03 | 132 KV Bhadrak-Railway traction | Tripped on O/C Y & B phase,IL1=0.00KA,IL2=0.28KA,IL3=0.28KA | Bhadrak Tr. | 00:03 | | 0.000398166 |
| 10 | Jayanagar | 13.05.23 | 13:13 | 13:34 | 00:21 | 132kV Jayanagar - RTSS feeder | B-N,Z1,Dist-3.64Km,IF-6.31KA | Jayanagar - RTSS | 02:05 | CHARGED BUT TRIPPED IMMEDIATELY | 0.023059532 |
| | | | 13:34 | 15:18 | 01:44 | | B-N,Z1,3.14KM,If-6.43KA | | | | |
| 11 | Jayanagar | 14.05.23 | 12:07 | 12:18 | 00:11 | 132kV Jayanagar - RTSS feeder | B-N,Z1,Dist-22.03Km,IF-3.03KA | Jayanagar - RTSS | 01:35 | CHARGED BUT TRIPPED IMMEDIATELY | 0.017525244 |
| | | | 12:18 | 5.23 00:1 | 11:59 | 132kV Jayanagar - RTSS feeder | Y-B-N,Z1,23.54KM,If-3.6KA | | | | |
| 12 | Therubali | 15.05.23 | 11:13 | 16:09 | 04:56 | 220KV Laxmipur-Therubali- ckt-1 | At Laxmipur-O/C in Y&B-Ph,IY=1.7KA,IB=1.5KA, IN=1.8KA, At Therubali-Bph- N, Zone-4, 41.85km, IR = 13.34A, IY = 13.1A, IB = 2.26Ka | Therubali<br>JK PAPER<br>Bhalumuska Tr.<br><br>Muniguda<br>Laxmipur Tr. | 00:39<br><br><br><br>00:15<br>00:20 | System Failure at Therubali Grid | 0.022293925 |
| | | | 11:13 | 07:57 18.05.23 | 20:44 | 220KV Laxmipur-Therubali- ckt-2 | At Laxmipur-B-ph,Z-1,IB=2.8KA,IN=3.01KA,SOFT OPTD No tripping at Therubali end. | | | | |
| | | | 11:13 | 11:33 | 00:20 | 220KV Therubali-Laxmipur-RTSS | PSB Fail i.e Under Voltage | | | | |
| | | | 11:13 | 11:36 | 00:23 | 220KV Laxmipur-Nalco-ckt-2 | DT received | | | | |
| | | | 11:14 | 13:23 | 02:09 | 220KV Therubali-Indravati Ckt-1 | DP Relay, IR = 32A, IY = 17A, IB = 17A<br>Indravati end-Broken conductor indication, IR = 288A, IY = 522A, IB = 443A. | | | | |
| | | | 11:14 | 13:25 | 02:11 | 220KV Therubali-Indravati Ckt-2 | At Therubali-BCGT (Y-ph B-ph to ground), only backup relay, IR = 252A, IY = 1.1kA, IB = 1.05kA<br>No tripping at Indravati end. | | | | |
| | | | 11:14 | 13:22 | 02:08 | 220KV Therubali-Indravati Ckt-3 | No Tripping at Therubali end<br>Indravati end-Broken conductor indication, IR = 114.3A, IY = 449.6A, IB = 415.8A. | | | | |
| | | | 11:14 | 11:51 | 00:37 | 220KV Therubali-Bhanjanagar Ckt-1 | No Tripping at Therubali end<br>Bhanjangar end -Rph Yph- N fault, A/R lockout, AR block, Zone-III, 256.1Km, IR = 46.5A, IY = 523.5A, IB = 530A. | | | | |
| | | | 11:14 | 12:00 | 00:46 | 220KV Therubali-Bhanjanagar Ckt-2 | No Tripping at Therubali end<br>Bhanjanagar end-Rph Yph- N fault, A/R lockout, AR block, Zone-III, 250.7Km, IR = 40A, IY = 520A, IB = 525.9A | | | | |
| | | | 11:14 | 12:48 | 01:34 | 220KV Therubali-Gunupur Ckt | At Therubali-BCGT (Y-ph B-ph to ground), only backup relay, $I_R$ = 95.7A, $I_Y$ = 283A, $I_B$ = 304A<br>No tripping at Gunupur end. | | | | |
| | | | 11:14 | 12:39 | 01:25 | 220KV Therubali-Narendrapur Ckt-2 | At Therubali-BCGT (Y-ph B-ph to ground), only backup relay, $I_R$ = 32A, $I_Y$ = 583A, $I_B$ = 579A<br>No tripping at Narendrapur end. | | | | |
| | | | 11:14 | 13:28 | 02:14 | 220 KV Therubali-U. Kolab | No Tripping at therubali end.<br>Kolab end-DP relay, 0 km, IR = 393.1A, IY = 581A, IB = 511.9A | | | | |
| | | | 11:14 | 13:15 | 02:01 | 220/132kV Auto TRF-2 at Therubali | Tripped without any indication. | | | | |
| | | | 11:15 | 11:51 | 00:36 | 220 KV Therubali-Bhanjanagar Ckt-1 | Tripped At BNJR END - BC, Z-3, D=250.7 KM, IB=520.8 A,IC=525.9 A.<br>Did not Tripped At other End | | | | |
| | | | 12:20 | 13:32 | 01:12 | | At Therubali-Rph Yph fault, Zone-I, 128.9 km, $I_R$ = 977.3A, $I_Y$ = 682.3A, $I_B$ = 63.7A<br>Bhanjanagar end-Rph Yph fault, Zone-I, 51.25 km, IR = 1.7 kA, IY = 8.39A, IB = 14.6A | | | | |
| | | | 11:15 | 12:00 | 00:45 | 221 KV Therubali-Bhanjanagar Ckt-2 | At Therubali-No tripping<br>At Bhanjanagr END -Tripped on BC, Z-3, D=256.1 KM, IB=523.5 A,IC=530.2 A. | | | | |
| 13 | Nuapada | 15.05.23 | 13:39 | 13:45 | 00:06 | 132 kV Khariar- Nuapada line | DP Operated, Started phase C, zone 1, 4.3km | Nuapada<br>Nuapada Tr. | 00:06 | | 0.001456003 |
| 14 | Soro | 15.05.23 | 14:38 | 14:54 | 00:16 | 132KV Soro-Chandipur Line | 132 KV Relay details Soro Grid end:- Breaker did not trippeed<br>132 KV Relay details Chandipur Grid end:- Zone-I,Y-ph, Fault distance-29.89KM | Soro | 00:16 | Soro Grid Blackout from 14:38 Hrs to 14:54 Hrs. 11:26 Hrs 132 KV Soro-Bhadrak line H/T from Bhadrak end & charged at 16:55 Hrs. | 0.012191424 |
| | | | 14:38 | 14:54 | 00:16 | 40 MVA 132/33 KV TRF No.I | 132 KV P/S Fail | | | | |
| | | | 14:38 | 14:54 | 00:16 | 20 MVA 132/33 KV TRF No.II | | | | | |
| | | | 14:38 | 14:54 | 00:16 | 40 MVA 132/33 KV TRF No.III | | | | | |
| 15 | Jagatsinghpur | 16.05.23 | 17:37 | 19:52 | 02:15 | 132kV JSPUR-TIRTOL LINE | 132kV Ctc-Tirtol Line tripped on DP relay from Tirtol end with following relay indication:-<br>Relay Indication at TIRTOL GSS Zone-1, Ib = 2.09kA Distance = 16.08KM | Jagatsinghpur,Jagatsinghpur RTSS | 00:13 | Jagatsinghpur Grid was availing power supply from 17:50Hrs from CTC end. | 0.007814162 |
| 16 | Palaspanga | 18.05.23 | 08:23 | 08:25 | 00:02 | 132KV RTSS-KJR FEEDER | IA=300.1A,IB=275.9A,IC=46.95A, INM=6.3579A,IND=7.2773A | Palaspanga RTSS | 00:02 | O/C TRIP | 0.000232451 |
| 17 | Sambalpur | 18.05.23 | 10:45 | 12:55 | 02:10 | 132KV Sambalpur -ShyamDRI feeder | At Sambalpur-Tripped on Yph E/F, Z1, Ia= 303A, Ib=2770A,Ic=435A, Ig=3281A,VA= 107.37KV, VB=76.64KV, VC=93.55KV,Vn=104.63KV, Fault dist.= 12.56KM<br>At shyam DRI-Tripped on Yph E/F, Z1, Ia= 230A, Ib=3440A,Ic=360A, Fault dist.= 19.9KM | ShyamDRI | 02:10 | Transient fault | 0.054981322 |
| 18 | Rajgangpur | 18.05.23 | 13:31 | 13:37 | 00:06 | 132KV RAILWAY-I FEEDER | TRIPPED ON R & Y PH O/C | Rajgangpur RTSS | 00:06 | | 0.000854747 |
| 19 | ANGUL | 18.05.23 | 15:05 | 15:46 | 00:41 | 132 KV ANGUL-TTPS | Tripped on DP Relay,Fault loop-L2N,Fault current -4.042KA, Fault abs. distance-4.54KM | Angul,MCL | 00:41 | Heavy rain and severe lighting | 0.039519926 |
| 20 | Sambalpur | 18.05.23 | 10:45 | 12:55 | 02:10 | 132KV Sambalpur -ShyamDRI feeder | Tripped on Yph E/F, Z1, Ia= 303A, Ib=2770A,Ic=435A, Ig=3281A,VA= 107.37KV, VB=76.64KV, VC=93.55KV,Vn=104.63KV, Fault dist.= 12.56KM<br>Shyam DRI end:Yph E/F, Z1, Ia= 230A, Ib=3440A,Ic=360A, Fault dist.= 19.9KM | ShyamDRI | 02:10 | | 0.054981322 |

| | | | | | | | | | | | |
|---|---|---|---|---|---|---|---|---|---|---|---|
| 21 | Budhipadar | 19.05.23 | 17:23 | 18:16 | 00:53 | 220 KV Budhipadar-Lephripada fdr | triped on D/P relay,FL=R ph-N,Zone-1,FD=12.68KM,fault current:-Ia=6.927KA,Ib=111.1A,Ic=140.3A<br>AT remote end CB did not tripped. | Lephripada | 00:53 | Wheather=lightning and storm. | 0.006419052 |
| 22 | Dhenkanal | 19.05.23 | 17:38 | 17:46 | 00:08 | 132KV DHENKANAL-JORANDA ROAD TRACTION FEEDER | DP Relay operated with indication: Z-1, Dist-11.58kM, IA=31.65A, IC=2.673KA | Joranda RTSS | 00:08 | The line test charged after weather condition is good & it stood OK. | 0.000962773 |
| 23 | Rourkela | 19.05.23 | 19:09 | 20:02 | 00:53 | 132 KV Rourkela-BKSTeel | D.P & M/T relay indication,D.P relay details-:loc=60.75 km, zone-2,event =ABT,Fault current details-:<br>IA=2199 A,IB=2236 A,IC=106 A, IN=0 A,IG=1170 A | Bhalulata RTSS,BKSteel | 00:53 | BAD WEATHER | 0.004204002 |
| 24 | Barbil | 19.05.23 | 19:12 | 19:56 | 00:44 | 132KV BARBIL-JODA FDR | 132KV Barbil-Joda fdr tripped only at Joda Grid S/S with following relay indications At Joda Grid S/S End:- B/U Relay- Directional O/C<br>Fault Current:- Ia- 0.16KA, Ib-0.24KA, Ic- 3.94KA | BARBIL,BOLANI, ARYA STEEL, BRPL,NALDA, BK STEEL | 00:49 | Heavy rainfall, thunderstorm and windstorm | 0.013481136 |
| | | | 19:12 | 20:01 | 00:49 | 132KV BARBIL-KSP(RML) FDR | 132KV Barbil-KSP(RML) fdr tripped only at Joda Grid S/S with following relay indications At Joda Grid S/S End:- Fault-O/C Relay-86(A), 86(B)<br>Fault Current:- Ia- 5.17KA, Ib-3.2KA, Ic- 0.37KA | | | | |
| | | | 19:12 | 19:57 | 00:45 | 132KV BARBIL-BOALNI FDR | 132KV Barbil-Joda fdr tripped only at both Joda and Bolani Grid S/S with following relay indications<br>At Joda Grid S/S End:- B/U Relay- Directional O/C<br>Fault Current:- Ia- 0.16KA, Ib-0.24KA, Ic- 3.94KA | | | | |
| 25 | JODA | 19.05.23 | 19:28 | 19:58 | 00:30 | 132KV Joda-Palasponga fdr. | Tripped at both end with following relay indication: At Joda end: DP relay: FL=L2-N,Zone-1,Dist=6.43KM,Fault Current: Ia=235.84A,Ib=6.64KA,Ic=154.94A,In=6.43KA<br>At PPG end: DP relay: BGT,Zone-1,Dist=31.11KM,Fault Current: Ia=245A,Ib=315A,Ic=174A,In=0,Ig=530A | Palasponga,Palasponga RTSS,MSP,ESIL | 00:30 | | 0.019922141 |
| 26 | kuchinda | 20.05.23 | 16:36 | 16:52 | 00:16 | 132kv kuchinda-SMC Feeder Tripped from SMC end. | Tripped on D/P,Phase C-N,Zone-3,Fault Loc-67.67km,IA=44A,IB=72A,IC=1415A | Kuchinda | 00:16 | | 0.003168459 |
| | | | 16:36 | 17:13 | 00:37 | 132kv kuchinda-Kutra Feeder Tripped from Kutra end. | Tripped on D/P,Phase B-N,Fault Loc-37.14km,,IB=2304A | | | | |
| | | | 16:36 | 17:06 | 00:30 | 20MVA TRF-I at Kuchinda | Tripped on Differential Protection,Started ph-B,IB1=71.34A,ib2=122.3A,IB diff=0.268pu | | | | |
| 27 | Jharsuguda | 20.05.23 | 18:00 | 18:08 | 00:08 | 132 kV Railway feeder | Zone 1, Ia= 1.771 kA, Ib= 1.772 kA | Jharsuguda RTSS | 00:08 | At Railway end- Ir= 16.35 A, Iy= 16.33 A | 0.002095151 |
| 28 | Nuapada | 20.05.23 | 22:44 | 23:08 | 00:24 | 132 kV Padampur- Nuapada line | Source Failure | Padampur, Nuapada,Nuapada RTSS | 00:24 | | 0.014547753 |
| | | | 22:44 | 23:08 | 00:24 | 132 kV Padampur- Nuapada line | Source Failure | | | | |
| | | | 22:44 | 23:08 | 00:24 | 132KV Patnagarh - Padampur line | Source Failure from 220/132KV GSS Sadeipali | | | | |
| | | | 22:44 | 23:08 | 00:24 | 132KV NEW BLGR-PTG LINE CKT-I | Tripped from source end. | | | | |
| | | | 22:44 | 23:07 | 00:23 | 132KV NEW BLGR-PTG LINE CKT-II | Tripped on distance protection relay. | | | | |
| 29 | Jayanagar | 21.05.23 | 15:34 | 17:55 | 02:21 | 132kV Jayanagar - RTSS feeder | R-N,Z1,Dist-1.524Km,If-8.98KA….Trail Charge done at 15:53Hrs but tripped with fault details-R-N,Z1,Dist-1.48Km,If-8.66KA | Jayanagar - RTSS | 02:21 | | 0.026011152 |
| 30 | Bhawanipatna | 22.05.23 | 18:20 | 18:37 | 00:17 | 132 KV Bhawanipatna - JUNAGARH | ZONE-1 | Bhawanipatna,Junagarh,Lanjigarh RTSS | 00:17 | Simultaneouly 132 KV Incoming Failed from Kesinga | 0.011567267 |
| 31 | Digapahandi | 24.05.23 | 13:58 | 14:10 | 00:12 | 132KV Digapahandi- Berhampur SC Line | Digapahandi end. DP relay optd. Zone -1, AGT, Dist.-4.0KM, Fault current- Ia=302A, Ib-204A, Ic- 355A, Ig=857A<br>Berhampur end-Distance relay optd. Rph to N trip. Distance-22.10km, Ir=2.732kamp . MR optd. | Digapahandi,Chikiti | 00:12 | Weather condition cloudy | 0.005828214 |
| 32 | Kesinga | 24.05.23 | 20:21 | 20:56 | 00:35 | 132kV Kesinga - Bhawanipatna feeder | Master trip | Bhawanipatna, Lanjigarh RTSS | 00:35 | | 0.011827431 |
| 33 | Digapahandi | 24.05.23 | 13:58 | 14:10 | 00:12 | 132 KV Digapahandi- Berhampur SC Line | Digapahandi end. DP relay optd. Zone -1, AGT, Dist.-4.0KM, Fault current- Ia=302A, Ib-204A, Ic- 355A, Ig=857A | Chikiti | 00:12 | | 0.001620191 |
| 34 | Paradeep | 26.05.23 | 02:39 | 04:05 | 01:26 | 220KV Paradeep- IOCL feeder | O/C ,R Y B- PH ,C-G,Z1,IA-577.6A,IB-608A,IC-5.86KA | IOCL Feeder | 01:26 | | 0.004298283 |
| 35 | Karanjia | 26.05.23 | 13:36 | 14:04 | 00:28 | 132KV Karanjia-Dhenkikote line | R,B -N,Zone-1,fault distance- 28.7Km,IR-913.6A,IY-880.53A,IB-1008A | Dhenkikote | 00:28 | | 0.002854253 |
| 36 | Bargarh | 27.05.23 | 20:11 | 21:26 | 01:15 | 132KV Bargarh-Thuapali FDR | D=10.8 Km , IR=0.313KA, IY=3246A, IB=103A, Zone-2, Y-E fault Thuapali end - D=32.9 Km, IR=0.31KA, IY=1690A, IB=0.10KA, Zone-1, Y-E fault | Thuapali | 01:15 | Weather-Cloudy and windy | 0.010468295 |
| 37 | Barbil | 27.05.23 | 20:40 | 21:04 | 00:24 | 132KV BARBIL-JODA FDR | 132KV Barbil-Joda fdr tripped only at Joda Grid S/S with following relay indications At Joda Grid S/S End:- B/U Relay- Directional O/C<br>Fault Current:- Ia- 2.34KA, Ib-0.08KA, Ic- 0.07KA | BARBIL,BOLANI, ARYA STEEL, BRPL,, NALDA, BEEKAY STEEL | 00:25 | Heavy rainfall, thunderstorm and windstorm | 0.006878131 |
| 38 | Nuapada | 27.05.23 | 23:19 | 23:21 | 00:02 | 132kV RTSS-Nuapada Line | DP Operated, zone 1, 3.7km | Nuapada RTSS | 00:02 | | 8.90439E-05 |
| 39 | UDALA | 27.05.23 | 23:44 | 01:13 28.05.23 | 01:29 | 132KV BALASORE-UDALA LINE | UDALA END DATA:<br>DP RELAY INDICATION: General trip, distance trip, Y-Ph pickup, Z1 trip, Distance=23Km, Ia=0.12KA, Ib=1.17KA, Ic=0.25KA, Loop=Yph-Ground.<br>BACK-UP RELAY INDICATION: L2/Y-Phase pickup, FACIA WINDOW INDICATION: Distance protection operated, GR-A/B trip relay operated. BALASORE END DATA: Distance trip, Y-Ph ground, Trip-Z1, Distance=24.73Km, Ia=88A, Ib=2853A, Ic=221A, | | | During the period of Shutdown, Udala S/S availed 132KV Power supply from Betnoti grid end.<br>No fault was found after patrolling, the feeder was charged and stood ok. | |
| 40 | Bhadrak | 28.05.23 | 09:43 | 09:51 | 00:08 | 132 KV Bhadrak-Railway traction | Tripped on O/C Y & B phase,IL1=0.00KA,IL2=0.27KA,IL3=0.27KA | Bhadrak RTSS | 00:08 | | 0.001061776 |
| 41 | BALASORE | 28.05.23 | 16:20 | 16:40 | 00:20 | 132KV Balasore-Somnathpur fdr | At Balasore end: O/C & E/F ,Zone-II, R-ph to N ,Fault current IL1-8186 A,IL2-141.1 A,IL3-230.9 A. At Somanathpur end: Breaker didn't trip at Somanathpur end. | Somanathpur,Emami,Stork | 00:20 | Due to fault in 132KV Emami fdr of Somnathpur GSS. | 0.009228058 |
| 42 | Bhawanipatna | 28.05.23 | 23:22 | 23:42 | 00:20 | 132 KV Bhawanipatna - JUNAGARH | ZONE-1 | Bhawanipatna,Junagarh,Lanjigarh RTSS | 00:20 | Samultaneouly 132 KV Incoming Failed from Kesinga | 0.013608549 |
| 43 | BALASORE | 29.05.23 | 08:40 | 08:46 | 00:06 | 132KV Balasore-Somnathpur fdr | At Balasore end: O/C & E/F ,Zone-II, R-ph to N ,Fault current IL1-7391 A,IL2-61.48 A,IL3-133.4 A. At Somanathpur end: Breaker didn't trip at Somanathpur end. | Somanathpur,Emami,Stork | 00:06 | R-PH LA brust of 132kv Emami fdr at Somnathpur end. | 0.002768417 |
| 44 | Chainpal | 29.05.23 | 12:16 | 12:36 | 00:20 | 132kV Chainpal-TTPS Ckt II | Tripped at TTPS end on Distance Protection Relay with indication B-E, IB=1.4kA, Fault Distance 22.6Km | Angul,MCL | 00:27 | Heavy rain and severe lighting | 0.026025317 |
| | | | 15:25 | 15:52 | 00:27 | 132kV Chainpal-Angul | Tripped at both Chainpal & Angul end on Distance Proection Relay. Relay indication at Chainpal end Z1, IA=6.2kA, Distance=9.64Km. Relay indication at Angul end Z1, IA=3.4kA, Distance=5.387Km. | | | | |
| 45 | ANGUL | 30.05.23 | 15:46 | 16:07 | 00:21 | 134 KV ANGUL-MCL-II | Tripped on DP Relay,Fault loop-L1N,Fault current -4.292KA, Fault abs. distance-6.9KM | MCL | 00:21 | Heavy rain and severe lighting | 0.011346768 |
| | | | 15:46 | 13:38 31.05.23 | 21:42 | 132 KV ANGUL-MCL-I | Tripped on DP Relay,Fault loop-L1N,Fault current -3.73KA, Fault abs. distance-8.4KM | | | Declared as Faulty & L/C applied by JM(M),GSS ,Angul for dismentalling of snapped E/W betwween Loc no. 29,29A and 30 of 132kv Angul-MCL DC Line. | |
| 46 | Digapahandi | 30.05.23 | 17:30 | 17:37 | 00:07 | 132 KV Digapahandi- Berhampur SC Line | Digapahandi end. DP relay optd. Zone -1,AGT, Dist.-2.82KM, Fault current- Ia=476A, Ib-300A, Ic-526A, Ig=1292A | Digapahandi,Mohana,Chikiti | 00:07 | Rain & heavy thunderstoms at Digapahandi end | 0.004064446 |
| 47 | JODA | 31.05.23 | 14:51 | 16:38 | 01:47 | 132KV Joda-Palasponga fdr. | Tripped at both end with following relay indication<br>At Joda end:-<br>D.P. Relay:FL: L2-N<br>Zone-1,Dist. =2.2169KM<br>Fault Current: IL1=230.62A, IL2=7754.55A, IL3=113.16A, IN=7521.04A<br>At PPG end:-<br>D.P. Relay,FL: BG T,Zone-1<br>Dist. =32.9KM<br>Fault Current: Ia=241A, Ib=254A, Ic=128A, Ig=486A | Palasponga,Palasponga,MSP,ESIL | 00:38 | | 0.025234712 |
| 48 | Soro | 31.05.23 | 18:59 | 20:08 | 01:09 | 132KV Soro-Chandipur Line | 132 KV Relay details Soro Grid end:- Zone-2,C-G, Location-33.79KM ,A=51 Amp,B=58 Amp,C=1342 Amp ,G-1238Amp<br>132 KV Relay details Chandipur Grid end:- Zone-I, B-ph | Chandipur | 01:09 | At that time P/S available from Bhadrak Grid. B-Phase Insulator Burst at LOC No-188 of 132 KV BLS Chandipr Line.<br>The feeder was charged at 20:01 hrs but tripped immediately. | 0.012809612 |

| | | | | | | | | | | | |
|---|---|---|---|---|---|---|---|---|---|---|---|
| 49 | G.UDAYAGIRI | 31.05.23 | 20:10 | 20:50 | 00:40 | 132KV G.Udaygiri-Phulbani line | Bph & E/F, zone-1, 1.1Km, If=1.91kA | Phulbani | 00:40 | Charged after field patrolling and verification of the line & stood ok. | 0.011011304 |
| 50 | Soro | 31.05.23 | 23:22 | 01-06-23 04:42:00 | 05:20 | 132KV Soro-Chandipur Line | Source Failure | soro,Chandipur | 05:22 | Before The Incident the 132 KV Soro- Chandipur Line was charged from Soro Grid . Soro Grid was getting P/S from Bhadrak Grid through 132 KV Soro-Bhadrak Line . 132KV Soro-Bhadrak Line Tripped at 23:22 Hr at Bhadrak Grid only Soro Grid end Breaker didn't Tripped.At 4:42 Hr Dated 1/06/2023 132 KV Soro-Chandipur Line was charged from Chandipur Grid end & P/S restored at Soro Grid .Black out from 23:22 Hr Dated 31/05/2023 to 4:42 Hr Dated 01/06/2023 at Soro Grid. | 0.305130605 |
| | | 31.05.23 | 23:22 | 01.06.23 13:16 | 13:54 | 132KV Soro-Bhadrak Line | 132 KV Relay details Soro Grid end:- Breaker did not trippeed 132 KV Relay details Bhadrak Grid end:- Zone-I, Fault distance-2.346KM ,Active group-1,Started Phase B-N, IA=430.1 Amp,IB=7.042KA,IC=318Amp | | | B-Phase Insulator burst at LOC NO-5 & Conductor snapped in between LOC NO 5 & 6.Black out at Soro Grid from 23:22 Hr of Date 31.05.23 to 01.06.2023 04.42 Hr. At 4:42 Hr Dated 1/06/2023 132 KV Soro-Chandipur Line was charged from | |
| | | 31.05.23 | 23:22 | 01-06-23 04:42:00 | 05:20 | 40 MVA 132/33 KV TRF No.I | P/S Fail | | | | |
| | | 31.05.23 | 23:22 | 01-06-23 04:42:00 | 05:20 | 20 MVA 132/33 KV TRF No.II | P/S Fail | | | | |
| | | 31.05.23 | 23:22 | 01-06-23 04:42:00 | 05:20 | 40 MVA 132/33 KV TRF No.III | P/S Fail | | | | |
| | | 31.05.23 | 23:22 | 01-06-23 13:16:00 | 13:54 | 132 KV Bhadrak-Soro | Tripped on Y-phase O/C & B- phase O/C, Zone-1, started phase BN, tripped phase ABC, fault duration= 63.34 ms, relay trip time=80.01ms, fault location= 2.346km, IA=430.1A, IB=7.042KA, IC=318.1A | | | After field verification it is found that the conductor has snapped in between loc. No. 5 &6 hence the feeder is declared as faulty. L/C taken & work is under process. | |
| | | 31.05.23 | 00:14 | 00:00 01.06.23 | 03:59 | 132KV Balasore-Chandipur fdr | At Balasore end: Bph tripped,Dist-16.192KM,Zone-I, Ir-6.6A, Iy-21A, Ib-3.7KA. | | | B-phase suspension insulator brust at location no-188. The feeder was charged at 4:42 hrs on dated 01.06.2023. | |

# AUTO TRANSFORMER LOADING FOR THE MONTH OF MAY'2023

| Name of the 220 kV Sub-Station ( Feeding Sub-stations/Feeders ) | Capacity | Drawal details | | | | | | REMARKS |
|---|---|---|---|---|---|---|---|---|
| | | Maximum | | | Minimum | | | |
| | MVA | MW | Day | Time | MW | Day | Time | |
| **ATRI** *{Banki, Khurda, Chandpur & Argul}* | 2x160 | 108.40 | 31st May 2023 | 00:00 | 7.76 | 25th May 2023 | 16:00 | |
| | | 107.92 | 31st May 2023 | 00:00 | 7.76 | 25th May 2023 | 16:00 | |
| **ASKA NEW** | 2x160 | 75.60 | 15th May 2023 | 13:00 | 25.48 | 21st May 2023 | 15:30 | |
| | | 74.28 | 15th May 2023 | 13:00 | 25.28 | 21st May 2023 | 15:30 | |
| **BALASORE 220/132 KV** *{ Balasore, Birla Tyre(I), Ispat Alloy(I), Jaleswar, Jaleswar(T)}* | 3x160 | 110.12 | 30th May 2023 | 14:30 | 28.56 | 15th May 2023 | 19:30 | |
| | | 104.84 | 29th May 2023 | 15:15 | 28.36 | 15th May 2023 | 19:30 | |
| | | 111.08 | 29th May 2023 | 06:45 | 28.12 | 15th May 2023 | 19:30 | |
| **BAMRA 220/132/33KV** | 1x160 | | | | | | | |
| **BARGARH 220/132 kV** | 1x100 | 68.12 | 19th May 2023 | 16:45 | 1.40 | 27th May 2023 | 21:45 | |
| | 1x160 | 44.28 | 19th May 2023 | 16:45 | 0.04 | 27th May 2023 | 21:00 | |
| **BHADRAK 220/132 KV** {Bargarh, Ghensh} | 1x100 | 68.84 | 18th May 2023 | 14:30 | 3.36 | 21st May 2023 | 17:00 | |
| | 1x160 | 116.20 | 18th May 2023 | 14:30 | 6.36 | 21st May 2023 | 17:00 | |
| | 1x160 | 115.64 | 19th May 2023 | 14:30 | 6.32 | 21st May 2023 | 17:00 | |
| **BHANJANAGAR 220/132 KV** *{ Bhanjanagar, Aska, Phulbani, Ganjam,* | 1x160 | 88.76 | 31st May 2023 | 00:00 | 20.24 | 16th May 2023 | 16:30 | |
| | 1x160 | 78.44 | 31st May 2023 | 00:00 | 17.68 | 16th May 2023 | 16:30 | |
| **BIDANASI 220/132 KV** *{Bidanasi, Khurda }* | 1x100 | 56.68 | 16th May 2023 | 15:00 | 0.48 | 19th May 2023 | 18:30 | |
| | 1x100 | 0.00 | UNDER SHUTDOWN | | | | 00:00 | |
| | 1x160 | 80.32 | 16th May 2023 | 15:15 | 0.60 | 19th May 2023 | 20:15 | |
| **BOLANGIR (SADAIPALLI) 220/132 KV** { Bolangir, Patnagarh, Sonepur, Saintala, Khariar, Barpalli } | 3x160 | 79.36 | 11th May 2023 | 17:30 | 5.44 | 2nd May 2023 | 12:30 | |
| | | 83.32 | 11th May 2023 | 17:30 | 5.76 | 2nd May 2023 | 12:30 | |
| | | 77.36 | 22nd May 2023 | 17:00 | 9.60 | 28th May 2023 | 11:15 | |
| **BUDHIPADAR 220/132 KV** *{ Jharsuguda, Jharsuguda Tr, Cemco(I), MCL,* | 2x160 | 104.20 | 27th May 2023 | 16:15 | 44.72 | 1st May 2023 | 14:15 | |
| | | 83.88 | 21st May 2023 | 16:15 | 26.44 | 1st May 2023 | 14:15 | |
| **CHANDAKA 220/132 KV** *{ Chandaka, Bhubaneswar, Nimapada, Ransinghpur, Puri,Kesura, Kaipadar Tr. }* | 1x100 | 61.36 | 31st May 2023 | 00:00 | 7.48 | 25th May 2023 | 16:00 | |
| | 1x160 | 105.60 | 31st May 2023 | 00:00 | 13.00 | 25th May 2023 | 16:00 | |
| | 1x100 | 65.76 | 31st May 2023 | 00:00 | 7.92 | 25th May 2023 | 16:00 | |
| | 1x160 | 102.32 | 31st May 2023 | 00:00 | 12.36 | 25th May 2023 | 16:00 | |
| **CUTTACK** | 1x160 | 75.48 | 31st May 2023 | 00:00 | 0.96 | 25th May 2023 | 14:45 | |
| | 1x100 | 45.92 | 31st May 2023 | 00:00 | 0.48 | 25th May 2023 | 14:45 | |
| **DUBURI 220/132 KV** *{Duburi, Bamnipal(I), BRPL, MESCO, Jajpur Road, Kalarangi, Jajpur Town}* | 1x160 | 56.20 | 25th May 2023 | 10:30 | 16.20 | 30th May 2023 | 18:00 | |
| | 1x160 | 54.00 | 25th May 2023 | 10:30 | 14.96 | 30th May 2023 | 18:00 | |
| | 1x160 | 33.96 | 25th May 2023 | 10:30 | 9.28 | 30th May 2023 | 18:00 | |
| **GODA** | 1x160 | | | | | | | |
| | 1x160 | | | | | | | |
| **Gunupur** | 1x160 | | | | | | | |
| | 1x160 | | | | | | | |
| **JAYAPATNA 220/132 KV.** | | | | | | | | |
| **JAYANAGAR 220/132 KV.** *[Damanjodi(NALCO), Traction S/Ss,* | 1x160 | 7.58 | 20th May 2023 | 12:30 | 0.14 | 19th May 2023 | 15:45 | |
| | 1x160 | 57.36 | 15th May 2023 | 22:30 | 1.04 | 21st May 2023 | 14:45 | |
| **JODA 220/132 KV** *{ Joda,Tensa, FAP(I), Bolani(I), Nalda Tr.,Polasponga, *Rairangpur, Bhalulata* | 1x160 | 94.00 | 10th May 2023 | 11:45 | 8.76 | 19th May 2023 | 19:30 | *"*" - Alternate P/S from Kuchei.* |
| | 1x160 | 96.68 | 8th May 2023 | 09:45 | 8.48 | 19th May 2023 | 19:30 | |
| | 1x160 | 78.44 | 8th May 2023 | 09:45 | 7.48 | 19th May 2023 | 19:30 | |
| **KAURMUNDA 220/132 KV** | 1x160 | | | | | | | |
| **KATAPALI 220/132 KV** {Chipilima,Bargarh, ACC,Sonepur & Katapali area load.} | 1x100 | 28.32 | 22nd May 2023 | 11:15 | 0.04 | 2nd May 2023 | 01:15 | *Supported by Burla & Chipilima power.* |
| | 1x100 | 28.20 | 22nd May 2023 | 11:15 | 0.04 | 10th May 2023 | 21:15 | |
| | 1x160 | 42.40 | 22nd May 2023 | 11:15 | 0.04 | 3rd May 2023 | 23:45 | |
| **KESINGA** | 2x160 | 77.11 | 14th May 2023 | 00:45 | 3.02 | 6th May 2023 | 11:45 | |
| | | 78.22 | 14th May 2023 | 00:45 | 3.56 | 6th May 2023 | 11:45 | |
| **LAPANGA** *{Kuchinda, Aryan Viraj, Shyam Metallics}* | 2x160 | 83.36 | 25th May 2023 | 17:30 | 6.20 | 26th May 2023 | 18:45 | |
| | | 83.20 | 25th May 2023 | 17:30 | 6.04 | 26th May 2023 | 18:45 | |
| **MERAMUNDALI 220/132 kV** *{Meramundali Traction, Dhenkanal, Navchrome(I), Hind Metal, Aarti,BRG}* | 3x100 | 43.60 | 22nd May 2023 | 14:15 | 0.64 | 19th May 2023 | 21:45 | |
| | | 43.16 | 22nd May 2023 | 14:15 | 0.64 | 19th May 2023 | 21:45 | |
| | | 39.08 | 22nd May 2023 | 14:30 | 1.32 | 19th May 2023 | 22:00 | |
| **Mendhasal** *{ Part area load of Khurda S/S}* | 2x100 | 56.97 | 17th May 2023 | 10:15 | 4.81 | 25th May 2023 | 16:00 | |
| | | 43.83 | 29th May 2023 | 16:00 | 4.72 | 25th May 2023 | 16:00 | |
| **NARENDRAPUR 220/132KV** *{ Narendrapur, NarendrapurTr, Berhampur, Chhatrapur, Ganjam, Balugaon, Digapahandi,* | 2x160 | 95.08 | 31st May 2023 | 00:00 | 0.92 | 21st May 2023 | 15:30 | |
| | | 91.52 | 29th May 2023 | 23:15 | 6.36 | 16th May 2023 | 16:30 | |
| | 1x100 | 52.76 | 31st May 2023 | 00:00 | 3.64 | 16th May 2023 | 16:30 | |
| **PARDEEP 220/132 KV** { Paradeep, Kendrapada, Pattamundai, Chandikhol, Cuttack, Jagatsinghpur, | 1x100 | 53.24 | 15th May 2023 | 22:30 | 9.24 | 27th May 2023 | 02:45 | |
| | 1x160 | 86.84 | 15th May 2023 | 22:30 | 15.12 | 27th May 2023 | 02:45 | |
| | 1x160 | 78.88 | 15th May 2023 | 22:30 | 13.84 | 27th May 2023 | 02:45 | |
| **Pratapsasan** | 1x160 | | | | | | | |
| | | | | | | | | |
| **TARKERA 220/132 KV** *[ Rourkela, Rourkela Tr.,RSP(I), Chhend , Adhunik Metal, Rajgangpur, OCL(I), Rajgangpur Tr.]* | 1x100 | 61.80 | 26th May 2023 | 16:00 | 10.32 | 19th May 2023 | 18:30 | |
| | 1x100 | 62.68 | 26th May 2023 | 16:00 | 10.52 | 19th May 2023 | 18:30 | |
| | 1x100 | 61.76 | 26th May 2023 | 16:00 | 10.04 | 19th May 2023 | 18:30 | |
| | 1x100 | 60.40 | 26th May 2023 | 16:00 | 10.16 | 19th May 2023 | 18:30 | |
| **THERUVALLI 220/132 KV.** *{Theruvali, IMFAL(I), JK(I), Junagarh, Kesinga,Powmex(I), Rayagada, }* | 1x100 | 33.28 | 31st May 2023 | 00:00 | 0.32 | 2nd May 2023 | 10:15 | *Rayagada & Paralakhemundi can be fed from Machhkund system.* |
| | 1x100 | 34.76 | 31st May 2023 | 00:00 | 0.04 | 12th May 2023 | 10:15 | |
| | 1x160 | 52.08 | 31st May 2023 | 00:00 | 0.24 | 25th May 2023 | 12:15 | |
| **TTPS 220/132 KV** *{ Chainpal, FCI (I), Angul, MCL Nandira(I),* | 1x160 | | | | | | | |
| | 1x160 | | | | | | | |
| **SAMANGARA** *{ Puri, Nimapara & Konark}* | 2x160 | | | | | | | |
| | | | | | | | | |

| STATEMENT OF UFR OPERATION IN GRIDCO SYSTEM DURING THE MONTH OF MAY-2023 | | | | | | | | | | | |
|---|---|---|---|---|---|---|---|---|---|---|---|
| Sl.No | UFR Stage | Name of S/S | Name of feeder | Voltage level KV | Tripping details | | Load Relief in MW | Restoration details | | Duration of interruption in Minutes | Remarks |
| | | | | | Date | Time | | Date | Time | | |
| Nil | | | | | | | | | | | |

| MAJOR EVENT FOR THE MONTH OF MAY- 2023 | | |
|---|---|---|
| **Sl. No** | **Date** | **Details of event** |
| 1 | 02-05-2023 | At 18:04hrs, 1MW GEDCOL Solar Plant having 33kV connectivity was synchronised with OPTCL system at 132/33kV GSS, Baripada. |
| 2 | 06-05-2023 | At 15:38 hrs, 220kV Paradeep - AMNSIL(formerly ESIL) Circuit-I was charged. |
| 3 | 10-05-2023 | At 14:08 hrs, 132kV Burla PH - Hirakud Ckt-II (by utilizing loc no-1 to 19 of 132kV Burla PH-ALCO Ckt-II & loc no-1 to 3(towers) of 132kV Burla PH-Hirakud-Lapanga Tee line portion to 132/33kV GIS S/S, Hirakud) was charged. |
| 4 | 12-05-2023 | At 15:45hrs, 132/6.9kV 25/31.5MVA Transformer as stand by was charged at BRPL, Kalinga Nagar. |
| 5 | 20-05-2023 | At 20:19hrs, 33kV Solar bay extension was done at 220/132/33kV GSS, Jayanagar for 2MW GEDCOL Solar Plant. |
| 6 | 17-05-2023 | At 19:34hrs, 220/132kV 160MVA Auto Transformer No-II was charged at 220/132/33kV GSS, Jayapatna. |
| 7 | 22-05-2023 | At 20:07hrs, 2MW GEDCOL Solar PV Plant having 33kV T-connectivity with 33kV TPSODL feeder(Jeypore-I) emanating from 220/ 132/33kV GSS, Jayanagar was synchronised with OPTCL system. |
| 8 | 26-05-2023 | At 13:28 hrs, 132/6.9kV 20MVA Transformerno-2 was charged at BRPL, Barbil having connectivity through 132kV feeders from Arya Steel LILO switching station of OPTCL. |
| 9 | 30-05-2023 | At 14:07 hrs, 132/33kV 20MVA Power Transformer No-II was charged at Paradeep. |
| 10 | 31-05-2023 | At 14:16 hrs, 19.5MW TG-2 of CGP of M/S NINL, Duburi was synchronised with OPTCL network of 220/132/33KV GSS,Duburi(old) through 220kv Duburi(old)-NINL feeder. |
| 11 | 30-05-2023 | At 19:00 hrs, 33kV switchyard of 132/33kV Grid S/S, Bhatli along with 02nos of 33/0.4kV 250KVA Station Transformers through 33kV feeder of TPWODL were charged. |