SYSTEM PERFORMANCE REPORT

MARCH'2023

SLDC, OPTCL
BHUBANESWAR – 17

CONTENTS

Sl. No.	DESCRIPTION	PAGE
1	SINGLE LINE SCHEMATIC DIAGRAM OF GRIDCO NETWORK	1
2	SUMMARY REPORT	3
3	GENERATION CAPACITY OF GRIDCO, CENTRAL SECTOR GENERATION & CPPs	4
4	DAILY ENERGY GENERATION, EXCHANGE AND DEMAND	7
5	PERFORMANCE OF GENERATORS & ISGS DRAWAL	7
6	GENERATION SHARING & AVG. DEMAND CURVE	8
7	COMPARISON OF SYSTEM DEMAND WITH PREVIOUS YEAR	9
8	MONTHLY GENERATION OF STATE GENERATORS, IPP& CPP	10
9	DAILY GENERATION SHARING DURING PEAK DEMAND	11
10	RESERVOIR LEVEL OF DIFFERENT HYDRO POWER STATIONS	12
11	VOLTAGE PROFILE (220 kV / 132kV)	15
12	MONTHLY FREQUENCY PROFILE	18
13	FREQUENCY DISTRIBUTION	18
14	MONTHWISE % OF TIMES FREQ. WITHIN STD. BAND (49.50 TO 50.05 Hz)	17
15	MONTHLY FREQ. WITHIN STANDARD BAND & ABOVE (2012-14, 2015 - 16, 2016 - 17)	17
16	LOAD DATA OF GRID SUB STATIONS	19
17	SYSTEM DISTURBANCES	23
18	AUTO TRANSFORMER LOADS	27
19	STATEMENT OF UFR OPERATION	28
20	MAJOR EVENTS	29

SCHEMATIC DIAGRAM OF OPTCL NETWORK (400/220kV)

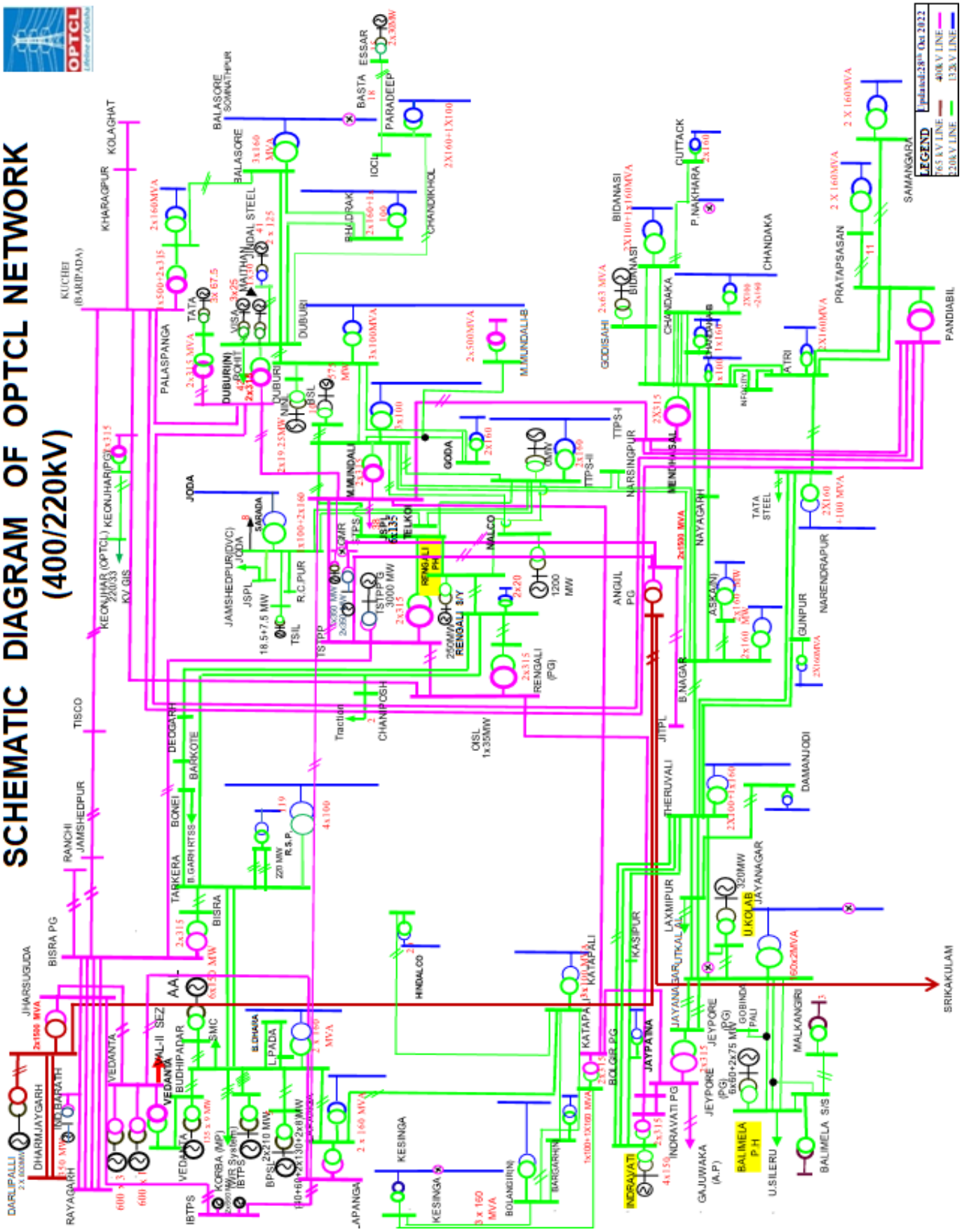

SCHEMATIC DIAGRAM OF OPTCL NETWORK (132kV)

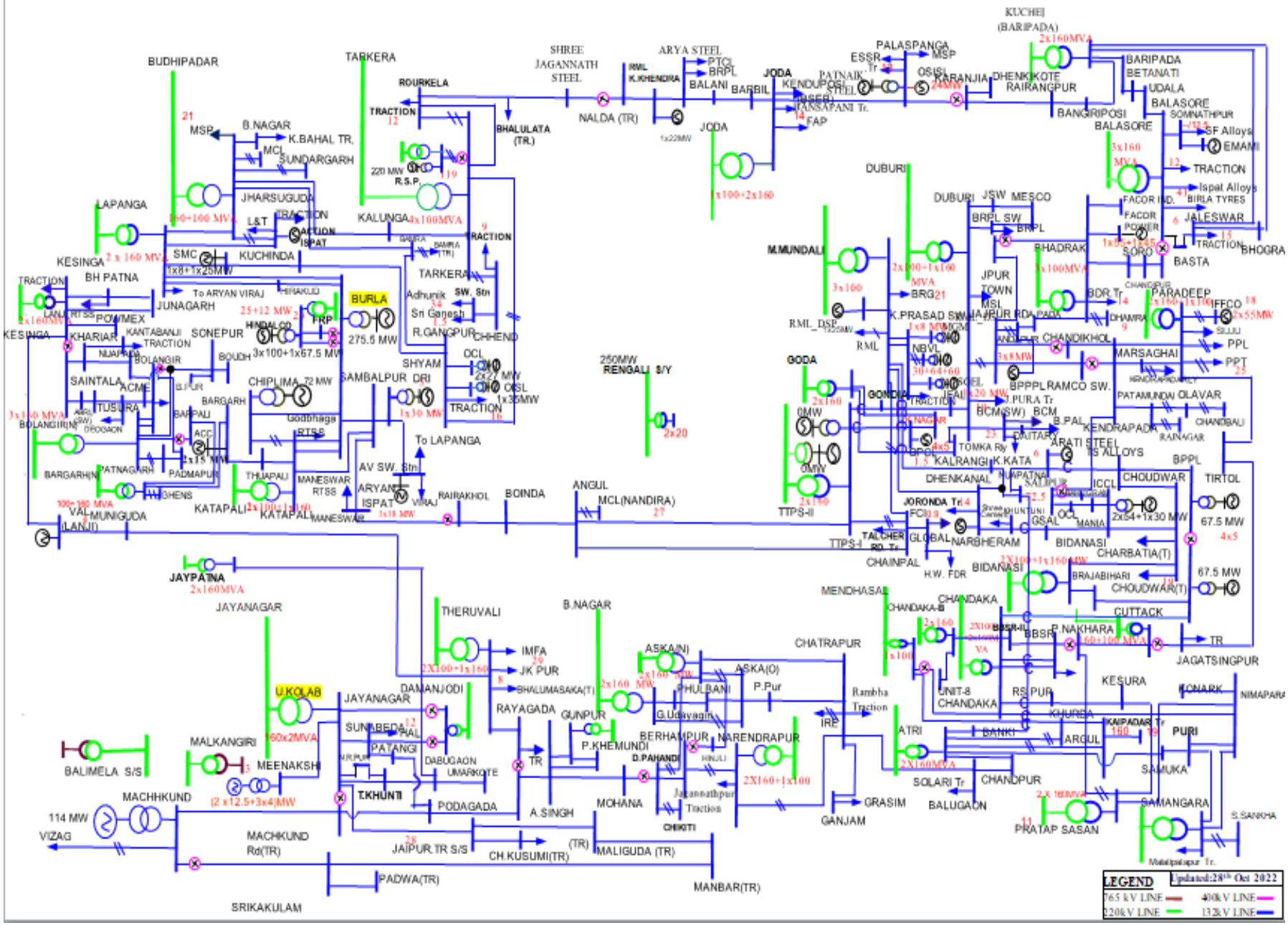

SUMMARY REPORT FOR MARCH- 2023

A. Voltage Profile

			Date & Time	Location
220 KV				
	Maxm. -	258.7 kV	16.03.2023 17:15Hrs	Bhanjanagar
		>240 KV		Balimela, Laxmipur,Malkangiri, Bhanjanagar
	Minm. -	206.22 kV	17.03.2023 06:15 Hrs	Bargarh
		< 200 KV		Nil.
132 KV	Maxm. -	151.15 kV	16.03.2023 17:15 Hrs	Bhanjanagar
		>145 KV		Bhanjanagar, Cuttack, Khariar
	Minm. -	111.47KV	15.03.2023 16:45 Hrs	Nuapada
		< 120 KV		Bargarh, Puri, Kantabanji, Nuapada

B. Frequency Profile

		Date & Time
Maxm. -	50.47 Hz	04.03.23 18:03 Hrs.
Minm. -	49.55 Hz	30.03.23 09:45 Hrs.
Average -	50.00 Hz	

% of time the freq. is within 49.9 Hz to 50.05 Hz (IEGC band) -	66.47%
% of time the freq. is > 50.05 HZ -	23.85%
% of time the freq. is ≤49.9 HZ -	9.69%
% of time the freq.is < 48.5 HZ -	0.00%

C. Demand Profile

Peak System Demand	5602.16 MW	At 20:00 Hrs on 12.03.23
Minimum System Demand	3235.56 MW	At 21:00 Hrs on 18.03.23
Average System Demand	4584.02 MW	

D. Major events

Sl. No	Date	Details of event
1	03-03-2023	At 14:44hrs, 132KV 2-Phase S/C line on DC tower from M/S Jabamayee Ferro Alloys sub-station to proposed RTSS at Sukinda was charged along with 01no 132kV feeder bay extension at M/S Jabamayee Ferro Alloys sub-station.
2	03-03-2023	At 12:44hrs, 1X25MW TG#2 of 132KV Rungta Mines Ltd, Dhenkanal Steel Plant was synchronised with OPTCL system through 132kV Meramundali-RML DSP Feeder at M/S RML, DSP end.
3	10-03-2023	At 17:21hrs, 3X20MW CGP of M/S Rungta Mines Ltd at Kamanda Steel Plant was synchronised with OPTCL network through dedicated 132kV Barbil-Kamanda Line.
4	17-03-2023	At 15:00hrs, 3.66MW Solar PV Plant at 11kV level was synchronised in 132/11kV switchyard of M/S Shree Cement Limited connected through 132kV OPTCL Khuntuni-Shree cement feeder.
5	14-03-2023	At 12:42hrs, 400/220KV 315 MVA ICT-III was charged at BPRS, Tata Steel Limited Kalinganagar along with associated bay.
6	22-03-2023	At 19:30hrs, 132KV Bhatli feeder Bay extension was charged at 220/132/33kV GSS, Bargarh New.
7	23-03-2023	At 13:17hrs, 33kV GEDCOL Solar Bay extension was charged at 220/132/33kV GSS, Bolangir New for 2.0MW Soalr PV Plant.
8	30-03-2023 31-03-2023	At 11:52hrs and at 14:00hrs, 220kV and 400kV side of 400/220KV 315 MVA ICT-I were charged at Indravati PH after breakdown work on 30-03-2023 and 31-03-2023 respectively.

GENERATION CAPACITY

STATE SECTOR GENERATION **All Figures in MW**

SL.NO.	NAME OF POWER STATION	INSTALLED CAPACITY		FIRM POWER (MW)
1	O.H.P.C.			
	HIRAKUD POWER STATION			
	(a)BURLA	2x49.5 = 99 2x32 = 64 2x43.65 =87.3 1x37.5 = 37.5	287.8	134
	(b)CHIPLIMA	3x24	72	
	BALIMELA POWER HOUSE	6x60 + 2x75	510	135
	RENGALI POWER HOUSE	5x50	250	60
	UPPER KOLAB POWER HOUSE	4x80	320	95
	INDRAVATI POWER HOUSE	4x150	600	224
	MACHHKUND POWER HOUSE (Orissa Share 50%)	3x17 = 51.00 3x23= 69	60	60
	TOTAL HYDRO (A)	**2099.8**		
2	O.P.G.C.			
	IB TPS	2x210 = 420	342.09 (Auxilliary 9.5 %, Avalability 90%)	342.09 (Auxilliary 9.5 %, Avalability 90%)
	IB TPS-Stage-II	2x660 = 1320	833.085 (Share 75%, Auxilliary 6.25 %,	835.312 (Share 75%, Auxilliary 6.25 %, Avalability 90%)
	TOTAL THERMAL (B)	**1740**		

CENTRAL SECTOR GENERATION

SL.NO.	NAME OF POWER STATION	INSTALLED CAPACITY	OPTCL'S SHARE OF INSTALLED CAPACITY 0N REALTIME BASIS.		AUX. CONS.	% AGE AVAILABILITY (excluding UA)
			% age	MW	%	%
1	CHUKHA (BHUTAN)	4 x 84 = 336 (Considering 270 MW, total availability)	15.19	41.00		85
2	TALA HEP (BHUTAN)	6 x 170 = 1020	4.25	43.40		
3	FARAKKA (WEST BENGAL)*	3 x 200 = 600 2 x 500 = 1000 1 x 500 = 500	- 16.62	- 83.10	7.5	85
4	KAHALGAON (BIHAR)*	4 x 210 = 840	-	-	-	-
		3 x 500 = 1500	2.05	39.30	9	62.11
5	TSTPP, KANIHA (ORISSA)	2 x 500 = 1000	31.8	318.00	7.5	85
		4 x 500 = 2000	10	200.00	7.5	
6	TEESTA HEP (SIKKIM)	3 x 170 = 510	20.59	105.00		85
7	MANGDECHU HEP, BHUTAN	4x180	10.97	78.98		
8	MTPS (Mujafarpur) (BIHAR)	2x195	-	-		
9	DARLIPALI STPS	2X800	58.82	941.18		
		TOTAL ISGS		**1849.96**		

GRAND TOTAL, (A) + (B) + (C) = 5689.76

Firm power for OHPC stations has been computed as per design energy of the stations approved by CEA. Firm availability of State Thermal as per CERC /OERC nerms. ISGS share of power is as per CGS power allocation sheet of CEA as on 01.07.2013.

*** Odisha Share in FSTPS I & II and in KHTPS I surendered (346 MW) by Odisha and reallocated to Gujarat wef 00:00Hrs of 04.09.2021.**

CAPACITY OF IPP, CPP, SMALLL HYDRO & RENEWABLE

Sl.No	POWER STATION	INSTALLED CAPACITY	TOTAL	TYPE	VOLTAGE LEVEL
IPP & SMALL HYDRO					
1	MEENAKSHI POWER LTD.	3 X 4 + 2 X 12.5	37	SMALL HYDRO	132 kV
2	ORISSA POWER CONSORTIUM LTD.	4 X 5	20	SMALL HYDRO	132 kV
3	VEDANTA LTD., JHARSUGUDA(IPP)	1 X 600	600	THERMAL	400kV
4	GMR KAMALANGA ENERGY LTD.	3 X 350	1050	THERMAL	400kV
5	NBVL (MERAMUNDALI)	1 X 60=60	60	THERMAL	132 kV
6	JITPL			THERMAL	400kV
7	BPPPL	3X8=24	24	SMALL HYDRO	132kV
8	SAPTADHARA SHEP	3X6=18	18	SMALL HYDRO	33kV
9	KAKATIYA	1 X 4.5	4.5	SMALL HYDRO	33kV
		TOTAL	**1813.5**		
CPP					
1	AARATI STEEL GHANTIKHAL	1 X 40 + 1 X 50	90	THERMAL	132 kV
2	ACC, BARGARH	1 X 30	30	THERMAL	132 kV
3	ACTION ISPAT & POWER PVT. LTD.	1 X 12 + 1 X 25 + 1 X 43	80	THERMAL	132 kV
4	ARYAN ISPAT & POWER PVT. LTD.	1 X 18	18	THERMAL	132 kV
5	ADITYA ALUMINIUM Ltd	6X 150	900	THERMAL	220 kV
6	BHUBANESWAR POWER PVT. LTD.	2 X 67.5	135	THERMAL	132 kV
7	BHUSAN STEEL LTD.,MERAMUNDALI	1 X 33+1 X 77+ 2 X 150+2 X 165	740	THERMAL	220 kV
8	BHUSAN POWER & STEEL LTD,	1X60 + 1X40 +3X130 + 2 X 8	506	THERMAL	220 kV
9	EMAMI PAPER MILLS.	1 X 15 + 1 X 5	20	THERMAL	132 kV
10	ESSAR POWER LTD	2x30	60	THERMAL	220 kV
11	FACOR POWER	1X 45	45	THERMAL	132 kV
12	HPCL(HINDALCO),(HIRAKUD)	1 X 67.5 + 4 X 100	467.5	THERMAL	132 kV
13	IMFA(CHOUDWAR)	2 X 54 + 1 X 30 + 2 X 60	258	THERMAL	132 kV
14	IFFCO (PARADEEP)	2 X 55	110	THERMAL	132 kV
15	JINDAL STAINLESS LTD., DUBURI	2 X 125 + 1 X 13	263	THERMAL	220 kV
16	JINDAL STEEL & POWER LTD., ANGUL	6 X 135	810	THERMAL	400 kV
17	NINL (DUBURI)	2 X 19.25 + 1 X 24	62.5	THERMAL	220 kV
18	MAHAVIR FERRO ALLOYS PVT. LTD.	1 X 12	12	THERMAL	33 kV
19	MGM MINERALS LTD, DHENKANAL.	1 x 8	8	THERMAL	132 kV
20	MSP METTALLICS LTD.	1 X 25	25	THERMAL	132 kV
21	NALCO(ANGUL)	10 X 120	1200	THERMAL	220 kV
22	NALCO(DAMANJODI)	18.5 X 4	74	THERMAL	132 kV
23	NARBHERAM POWER & STEEL PVT. LTD.	1 X 8	8	THERMAL	132 kV
24	NBVL (MERAMUNDALI)	1 X 30 + 1X 64	94	THERMAL	132 kV
25	OCL INDIA LTD., RAJGANGPUR	2 X 27	54	THERMAL	132 kV
26	OISL, RAJGANGPUR	1 X 35	35	THERMAL	132 kV
27	ORISSA SPONGE IRON & STEEL LTD.	1 X 24	24	THERMAL	132 kV
28	PATTANAIK STEEL, (KEONJHAR)	1 X 15	15	THERMAL	33 kV
29	RATHI STEEL & POWER LTD. (Katapalli)	1 X 20	20	THERMAL	33 kV
30	RSP(ROURKELA)	2 X 60 + 4 X 25	220	THERMAL	220 kV
31	RML, DSP, DHENKANAL	1 X 25	25	THERMAL	33 kV
32	SEVEN STAR STEELS LTD.	1 X 8	8	THERMAL	33 kV
33	SMEL, (PANDOLI, SAMBALPUR)	3 X 30	90	THERMAL	132 kV
34	SMC POWER GENERATION LTD.	1 X 8 + 1 X 25	33	THERMAL	132 kV
35	SREE GANESH	1 X 32	32	THERMAL	132 kV
36	TATA SPONGE IRON (JODA)	1 X 18.5 + 1 X 7.5	26	THERMAL	220 kV
37	TATA POWER & STEEL, (K NAGAR)	2 X 67.5	135	THERMAL	220 kV
38	UTKAL ALUMINA, LAXMIPUR	3x30	90	THERMAL	220 kV
39	VEDANTA LTD.(SEZ),JHARSUGUDA	3 X 600	1800	THERMAL	400 kV
40	VEDANTA (JHARSUGUDA))	9 X 135	1215	THERMAL	220 kV
41	VEDANTA (LANJIGARH)	3 X 30	90	THERMAL	132 kV
42	VISA STEEL LTD., (NEW DUBURI)	3 X 25	75	THERMAL	220 kV
43	YAZDANI STEEL & POWER.	1 X 10	10	THERMAL	33 kV
		TOTAL	**10013**		

RENEWABLE PROJECTS

Sl.No	POWER STATION	INSTALLED CAPACITY	TOTAL	TYPE		CONNECTIVITY VOLTAGE
1	ABACUS HOLDINGS PVT. LTD, SONEPUR	1 MW	1	SOLAR		11 KV
2	AFTAAB SOLAR PVT. LTD. ,BOLANGIR (N)	5 MW	5	SOLAR		33 KV
3	ALEX GREEN ENERGY PVT LTD. PATNAGARH	5 MW	5	SOLAR		33 kV
4	JAY IRON & STEEL, BAMARA	1 MW	1	SOLAR		11 KV
5	J.K. PAPER LTD., THERUVALI	25 MW	25	BIOMASS		132 KV
6	M.G.M. GREEN ENERGY., CHANDPUR	1 MW	1	SOLAR		11 KV
7	MOLISATI VINIMAY PVT. LTD. BARKOTE	1 MW	1	SOLAR		11 KV
8	OCL SOLAR, SALIPUR	2.5 MW	2.5	SOLAR	SELF	132 kV
9	OCL SOLAR, SALIPUR	10 MW	10	SOLAR	SELF	11 kV
10	VIVACITY R.E PVT. LTD , CHANDPUR	1 MW	1	SOLAR		11 KV
11	RAAJRATNA ENERGY PVT. LTD. BOLANGIR (N)	1 MW	1	SOLAR		11 KV
12	S. N. MOHANTY, BARANGA, CHANDAKA	1 MW	1	SOLAR		11 KV
13	SHALIVAHAN GREEN ENERGY LTD.	20 MW	20	BIOMASS		132 KV
14	MAHAVIR FERRO ALLOYS (SOLAR), BANEI	1 MW	1	SOLAR		33 KV
15	MCL, BURLA, KATAPALI	2 MW	2	SOLAR	SELF	11 kV
16	ACME SOLAR, MURSING, BOLANGIR-SAINTALA	25 MW	25	SOLAR		132 kV
17	GEDCOL, MANMUNDA, SONEPUR	20 MW	20	SOLAR		33 kV
18	JYOTI SOLAR SOLUTIONS(P) LTD	10 MW	10	SOLAR		33 kV
19	SADIPALI SOLAR	20 MW	20	SOLAR		33 kV
20	BEL, SAINTALA	7.5 MW	7.5	SOLAR		132 kV
21	DAKSHIN ODISHA URGA PVT. LTD, PADMAPUR	40 MW	40	SOLAR		132 kV
22	VENTO POWER& ENERGY LTD, Dendugoda, KESINGA	2x40 MW	80	SOLAR		132 kV
23	VENTO POWER& ENERGY LTD, Tusara	2x40 MW	80	SOLAR		132 kV
24	VENTO POWER& ENERGY LTD, Tentulikhunti	1x40 MW	40	SOLAR		132 kV
25	IMFA SOLAR, Theruvali	4.5 MW	4.5	SOLAR	SELF	33 kV
26	ADITYA BIRLA RENEWABLES LTD, BOUDH	25 MW	25	SOLAR		
27	ADITYA BIRLA RENEWABLES LTD, BARGARH(N)	25 MW	25	SOLAR		33 kV
28	ADITYA BIRLA RENEWABLES LTD, SAINTALA	25 MW	25	SOLAR		132 kV
		TOTAL	**479.5**			
	GRAND TOTAL (SMALL HYDRO,IPP & CPP)		**17995.76**			

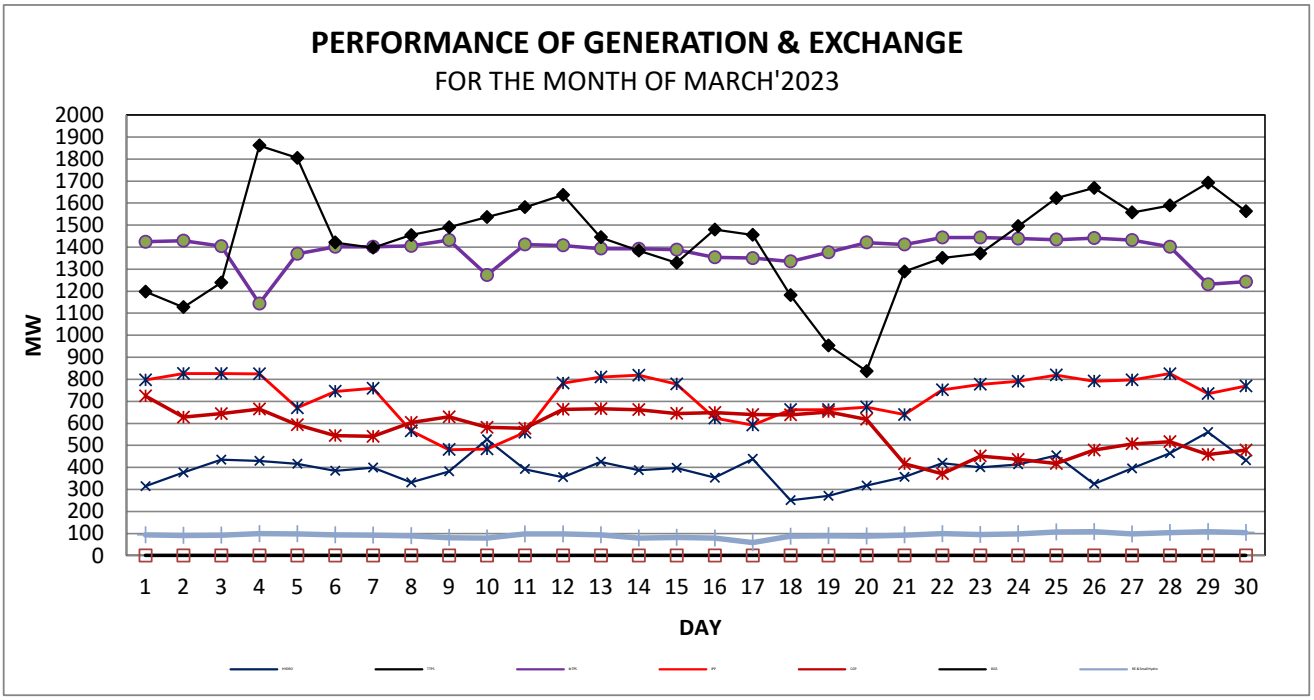
PERFORMANCE OF GENERATION & EXCHANGE
FOR THE MONTH OF MARCH'2023
MW
DAY

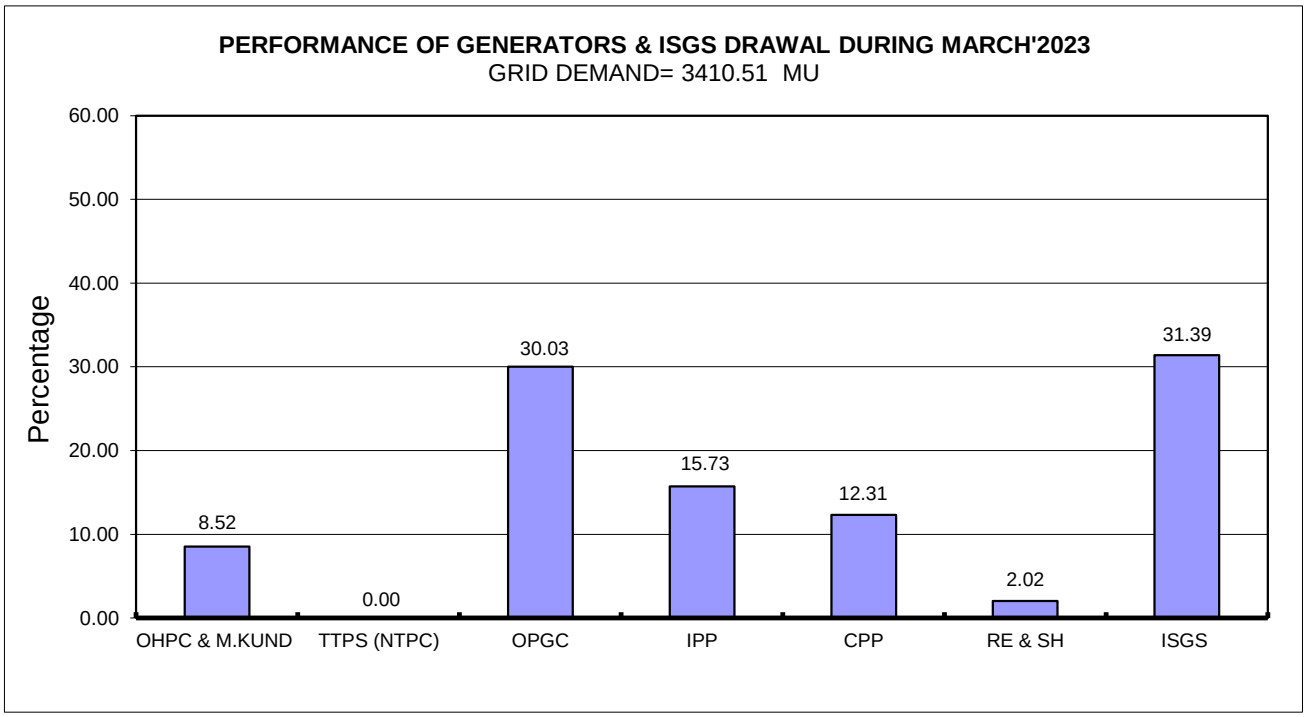
PERFORMANCE OF GENERATORS & ISGS DRAWAL DURING MARCH'2023
GRID DEMAND= 3410.51 MU
Percentage
8.52
0.00
30.03
15.73
12.31
2.02
31.39
OHPC & M.KUND
TTPS (NTPC)
OPGC
IPP
CPP
RE & SH
ISGS

AVERAGE GRID DEMAND [HOURLY] FOR THE MONTH OF MARCH'2023

Average Demand= 4584.02 MW

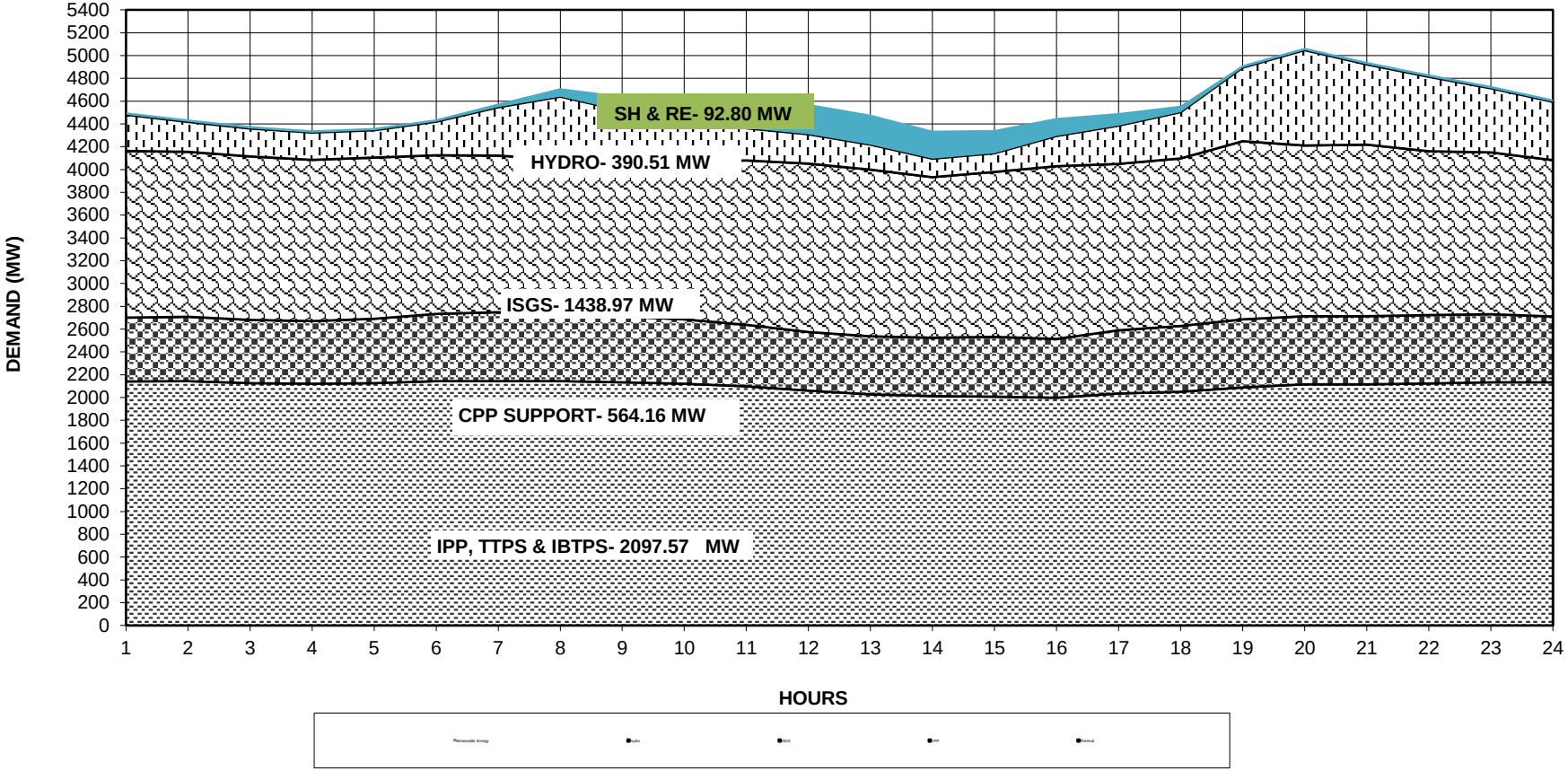

COMPARISION SYSTEM DEMAND WITH PREVIOUS FINANCIAL YEAR

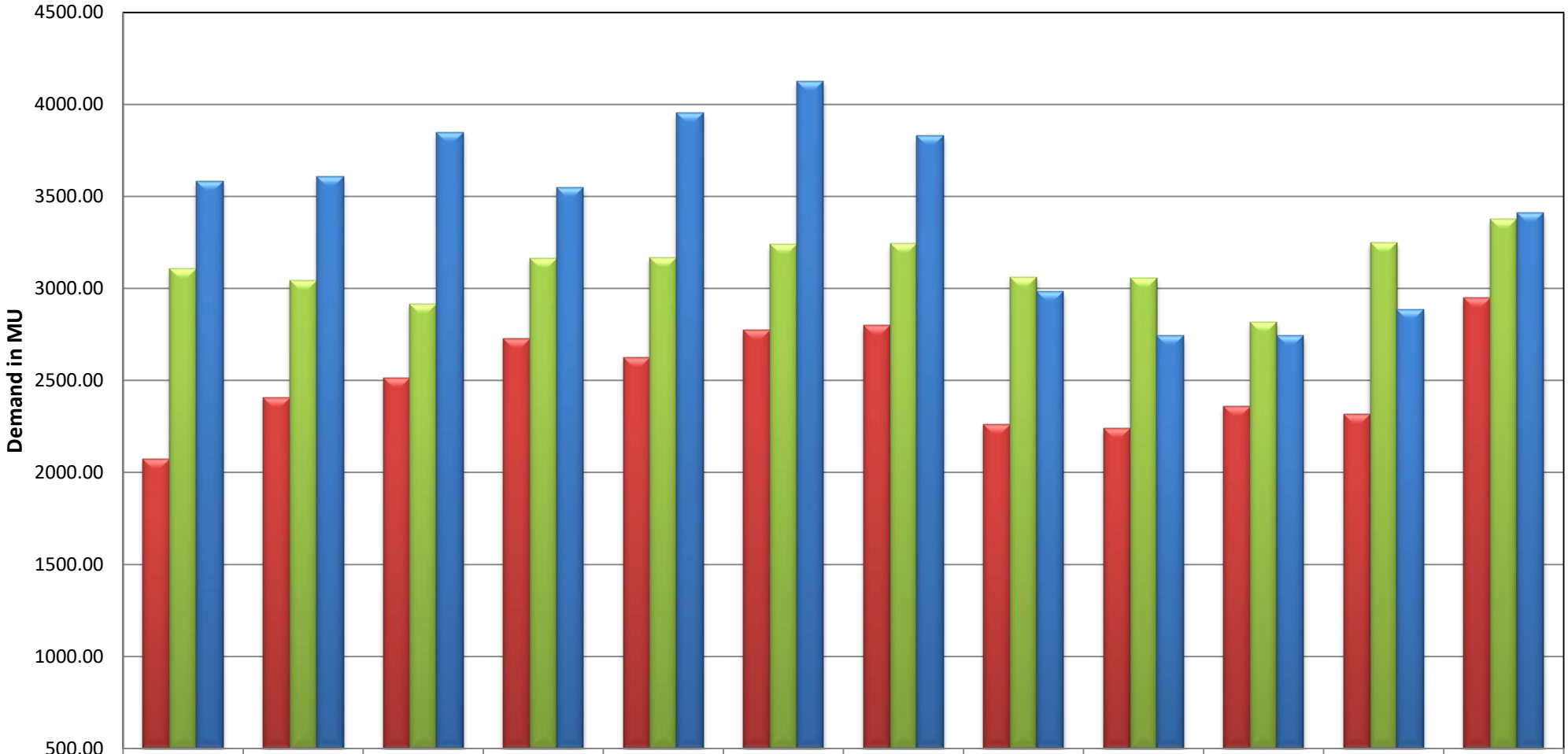

	APR	MAY	JUNE	JULY	AUG	SEPT	OCT	NOV	DEC	JAN	FEB	MAR
2020-21	2071.97	2407.45	2513.06	2728.56	2626.20	2771.77	2797.83	2262.74	2241.03	2358.45	2318.24	2949.93
2021-22	3109.36	3043.21	2917.04	3165.84	3167.77	3239.050998	3242.92	3061.57	3055.28	2817.25	3247.00	3376.87
2022-23	3582.08	3606.47	3846.34	3550.46	3957.33	4124.96	3830.94	2982.39	2742.14	2744.09	2884.28	3410.51

MONTHLY GENERATION & DEMAND REPORT FOR THE STATE OF ODISHA IN THE MONTH OF MARCH- 2023

(A)SELF GENERATION

SL No.	Name of Gen. Station	Unit wise generation (MU)									Average MW	Auxiliary MU	Maximum Generation in MW	DATE	Time
		Unit-I	Unit-II	Unit-III	Unit-IV	Unit-V	Unit-VI	Unit-VII	Unit-VIII	Total					
1	Burla	0.185	0.000	0.493	1.584	4.260	8.139	0.000	0.000	14.661	19.706	0.143	140.07	10	20:00
2	Chipilima	8.314	0.845	0.085	-	-	-	-	-	9.244	12.425	0.079	25.66	29	21:00
4	Balimela	3.816	2.675	0.000	0.000	22.665	2.372	0.723	0.658	32.910	44.234	0.472	354.31	10	20:00
5	Rengali	5.051	0.000	6.772	6.821	4.652	-	-	-	23.297	31.313	0.099	188.35	27	20:00
6	Upper Kolab	26.118	11.511	17.701	20.599	-	-	-	-	75.929	102.055	0.274	294.07	25	20:00
7	Upper Indravati	47.227	22.364	46.018	0.000	-	-	-	-	115.609	155.388	2.122	446.43	24	20:00
8	Total Hydro (OHPC)	-	-	-	-	-	-	-	-	**271.649**	365.120				
9	Machhakund (Orissa drawal)	-	-	-	-		-	-	-	21.240	28.549		45.76	24	19:00
10	Total Hydro	-	-	-	-	-	-	-	-	292.890	393.669		1256.34	10	20:00
11	TTPS-I	-	-	-	-	-	-		-	0.000	0.000		0.00	1	01:00
12	TTPS-II	-	-	-	-	-	-	-	-	0.000	0.000		0.00	1	01:00
13	Total TTPS	-	-	-	-	-		-	-	0.000	0.000	0.000	0.00	1	01:00
14	IBTPS-I	117.17	140.023	-	-	-	-	-	-	257.195	345.692	28.899	1462.64	10	03:00
15	IBTPS-II			419.827	434.561	-	-	-	-	854.388	1148.371	47.453			
16	Total IBTPS									1111.583	1494.063				
17	IPPs & CGPs Support	-	-	-	-	-	-	-	-	997.350	1340.524				
18	Total Thermal & IPPs & CGP	-	-	-	-	-	-	-	-	2108.933	2834.587		3046.96	1	10:00
19	Injection by Renewable projects	65.273								65.273	87.733				
20	Total self generation	-	-	-	-	-	-	-	-	2467.095	3315.988	79.541	3903.51	27	20:00

Note: 1. All the figures stated above are taken from operational meters. Those figures should not be used for any commercial calculation.

(B) IPPs / CGPs injection :-

SL No.	Name of IPP / CGPs	Injection in (MU)	Average (MW)	Maximum Injection (MW)	DATE	TIME (Hr.)
1	Aarti Steel Ltd, ghantikhal	9.265	12.453	25.00	11	12:00
2	AAL	0.857	1.152			
3	Action Ispat	0.000	0.000			
4	Aryan Ispat,	5.191	6.977			
5	BPPL	73.385	98.636	124.72	5	01:00
6	BPSL, Jharsuguda	6.665	8.959	52.85	28	07:00
7	TSBSL, Meramundali	31.908	42.887	136.82	1	10:00
8	GMR Kamalanga Energy Ltd.(IPP)	189.455	254.644			
9	HINDALCO, Hirakud	3.696	4.968			
10	IFFCO, Paradeep	0.0016	0.002			
11	IMFA , Choudwar	29.296	39.377	56.54	8	07:00
12	JINDAL, New Duburi	2.041	2.744	20.93	31	23:00
13	JSPL, Angul	30.417	40.884	7.71	30	23:00
14	Mahavir Ferro Alloys	0.000	0.000			
15	Maithan Ispat Ltd.	3.502	4.706			
16	Meenakshi Power Ltd. (SH)	10.458	14.056			
17	MSP, Jharsuguda	0.000	0.000			
18	NALCO , Angul	10.231	13.752	64.00	2	06:00
19	Narbheram	3.486	4.686			
20	NBVL , Kharag Prasad	80.283	107.907	114.57	27	22:00
21	NINL , Duburi	0.000	0.000			
22	OCL	6.224	8.366			
23	OPCL, Samal (SH)	4.793	6.442			
24	BPPLT	0.604	0.811			
25	Saptadhara	0.646	0.868			
26	Kakatiya	3.452	4.639			
27	PSAL, Keonjhar	0.001	0.001			
28	RSP , Rourkela	2.223	2.988			
29	Shree Ganesh	0.342	0.459			
30	Shyam Metallics	0.090	0.121			
31	SMC Power	0.000	0.000			
32	TSLPL	10.808	14.527			
33	Vedanta Ltd. (IPP-Unit-2)	324.737	436.474			
34	Vedanta, Jharsuguda	152.651	205.175			
35	Vedanta, Lanjigarh	0.374	0.503			
36	VISA Steel, New-Duburi	0.268	0.361	20.22	21	09:00
37	Yazdani Steel & Power Ltd., J.J Rd	0.000	0.000			
38	Vedanta Ltd. (3*600)	0.000	0.000			
	Total support from CPPs	997.350	1340.524			

(C)EXCHANGE OF ENERGY WITH CENTRAL SECTOR

Name of the Tie line	Net MU	Avg MW	Maximum Import (MW)	DATE	TIME	Maximum Export (MW)	DATE	TIME
132KV JODA-KENDUPOSI	-19.07	-25.63	-11.60	31	23:00	-44.65	6	11:00
132KV KALABADIA-BANGIRIPOSI	28.60	38.45	56.55	27	08:00	0.38	18	20:00
132KV KALABADIA-BARIPADA	-0.18	-0.24	0.00	1	01:00	-1.38	25	12:00
132 KV BHOGRAI-KUCHEI	13.26	17.82	30.56	9	13:00	4.78	17	04:00
132 KV JALESWAR-KUCHEI	19.21	25.82	43.32	5	22:00	0.00	9	13:00
220KV JODA-JAMSHEDPUR	7.87	10.57	67.14	9	13:00	-40.19	19	21:00
220KV JODA-RAMCHANDRAPUR	78.32	105.26	141.12	31	08:00	0.00	9	13:00
220KV RENGALI SY- RENGALI P.G-I	26.18	35.19	75.05	29	12:00	-15.82	19	14:00
220KV RENGALI SY- RENGALI P.G-II	26.89	36.14	77.82	29	12:00	-8.74	9	08:00
220KV JAYANAGAR JEYPORE PG-I	-16.01	-21.51	9.69	12	11:00	-92.19	10	20:00
220KV JAYANAGAR JEYPORE PG-II	-18.02	-24.22	11.04	12	11:00	-100.72	10	20:00
220KV RENGALI P.H-KANIHA	-29.65	-39.85	2.52	2	13:00	-103.96	9	20:00
220KV TTPS-KANIHA	55.27	74.29	112.88	28	21:00	33.32	21	15:00
220KV MERAMUNDALI-KANIHA-I	46.73	62.80	95.64	28	21:00	26.66	19	14:00
220KV MERAMUNDALI-KANIHA-II	46.56	62.58	96.06	28	21:00	11.38	31	14:00
220KV TARAKARA-BISRA-I & II	167.61	225.28	390.38	28	12:00	28.98	20	02:00
220 KV KALABADIA-BALASORE-I&II	160.53	215.76	282.50	5	20:00	122.66	18	22:00
220KV KATAPALI- BOLANGIR(PG)	-2.53	-3.40	3.97	26	23:00	-11.36	16	10:00
220KV SADEIPALI - BOLANGIR(PG)	116.66	156.80	307.42	17	07:00	-31.20	18	16:00
220KV BUDHIPADAR-KORBA-I	-94.95	-127.62	13.19	28	19:00	-196.64	17	08:00
220KV BUDHIPADAR-KORBA-II	-6.27	-8.42	62.29	31	14:00	-196.64	17	08:00
220KV BUDHIPADAR-KORBA-III	-8.15	-10.95	58.89	31	14:00	-94.56	28	19:00
220KV ATRI- PANDIVIL	147.55	198.33	286.20	6	18:00	-86.63	28	19:00
220KVSAMANGHARA- PANDIVIL	0.00	0.00	0.00	14	01:00	96.93	18	22:00
220KV KEONJHAR GR-KEONJHAR PG-I	3.16	4.24	10.34	27	12:00	0.00	27	12:00
220KV KEONJHAR GR-KEONJHAR PG-II	3.15	4.23	8.80	6	11:00	0.00	6	11:00
400KV INDRAVATI P.H-P.G	1.60	2.15	127.30	17	08:00	-82.28	5	13:00
400KV MERAMUNDALI-KANIHA	416.56	559.90	846.18	6	20:00	-19.88	19	14:00
400KV MERAMUNDALI-ANGUL-I&II	1.14	1.53	13.93	19	12:00	-7.58	20	07:00
400KV MENDHASAL - PANDIABIL-I &II	-65.44	-87.95	65.52	19	12:00	-233.30	25	19:00
400KV DUBURI - PANDIABIL	-79.64	-107.04	0.00	1	01:00	-124.80	18	22:00
400KV DUBURI - BARIPADA	92.13	123.82	247.55	9	09:00	0.00	22	09:00
400KV VEDANTA-JHARSUGUDA Ckt-I	27.06	36.37	221.90	4	21:00	-152.13	31	07:00
400KV VEDANTA-JHARSUGUDA Ckt-II	27.79	37.35	222.43	4	21:00	-152.78	31	07:00
400KV_OPGC-JHARS_PG - I	-89.86	-120.78	50.42	10	19:00	-264.08	20	07:00
400KV_OPGC-JHARS_PG - II	-90.90	-122.18	50.92	10	19:00	-305.58	2	17:00
220KV JAYANAGAR JEYPORE PG-III & IV	-8.17	-10.99	21.98	2	15:00	-112.56	12	06:00
220KV KESINGA- BOLANGIR_PG	5.92	7.96	16.66	29	13:00	-6.46	31	19:00
220KV PRATAPSASAN-PANDIAVIL CKT-I	38.99	52.41	111.43	28	15:00	13.31	18	21:00
220KV PRATAPSASAN-PANDIAVIL CKTII	38.60	51.88	69.65	6	19:00	0.00	28	13:00
Net ISGS	**1068.49**	**1436.14**	**2218.02**	**31**	**15:00**	**364.34**	**20.00**	**07:00**

ABSTRACT OF SYSTEM DEMAND

Particulars	Energy MU	Average MW	Peak MW	DATE	TIME
Total gross generation(Including CPP+IPP)	2160.27	2903.59	3903.51	27	20:00
Power Station Auxiliary consumption	69.93	93.99			
Total net generation(Including CPP+IPP)	2090.34	2809.60	3893.19	27	20:00
Net ISGS	1068.49	1436.14	2218.02	31	15:00
System Demand	3158.84	4245.75	5602.12	12	20:00
Trading					
Average of Peak Demand (MW)		**5127.35**			
Average of Minimum Demand (MW)		**4187.27**			

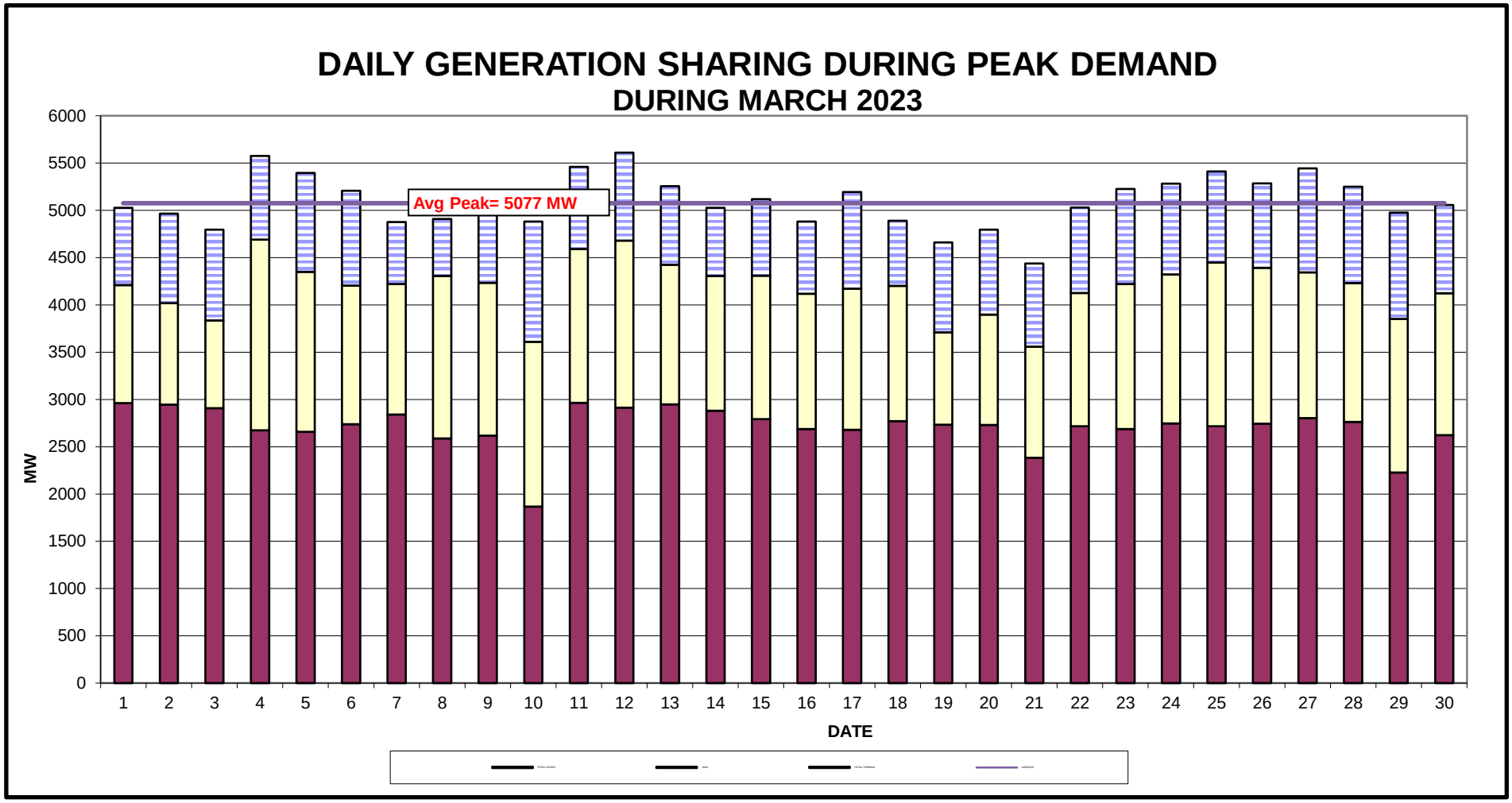
DAILY GENERATION SHARING DURING PEAK DEMAND
DURING MARCH 2023
Avg Peak= 5077 MW
MW
DATE
6000
5500
5000
4500
4000
3500
3000
2500
2000
1500
1000
500
0
1 2 3 4 5 6 7 8 9 10 11 12 13 14 15 16 17 18 19 20 21 22 23 24 25 26 27 28 29 30

JOLAPUT RESERVOIR LEVEL

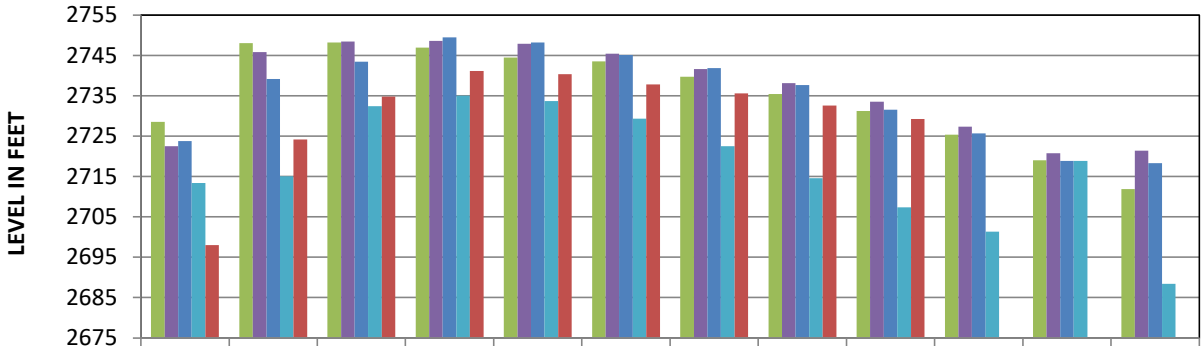

	JUL	AUG	SEP	OCT	NOV	DEC	JAN	FEB	MAR	APR	MAY	JUN
2018-19	2728.50	2748.00	2748.20	2746.90	2744.50	2743.50	2739.70	2735.40	2731.20	2725.35	2719.00	2711.90
2019-20	2722.50	2745.85	2748.40	2748.60	2747.90	2745.40	2741.65	2738.15	2733.50	2727.35	2720.75	2721.40
2020-21	2723.75	2739.15	2743.45	2749.50	2748.20	2745.10	2741.85	2737.65	2731.55	2725.70	2718.85	2718.30
2021-22	2713.40	2715.05	2732.40	2735.00	2733.70	2729.35	2722.50	2714.60	2707.35	2701.30	2718.85	2688.40
2022-23	2698.00	2724.15	2734.80	2741.10	2740.35	2737.80	2735.55	2732.55	2729.25			

MONTH (End)

BALIMELA RESERVOIR LEVEL

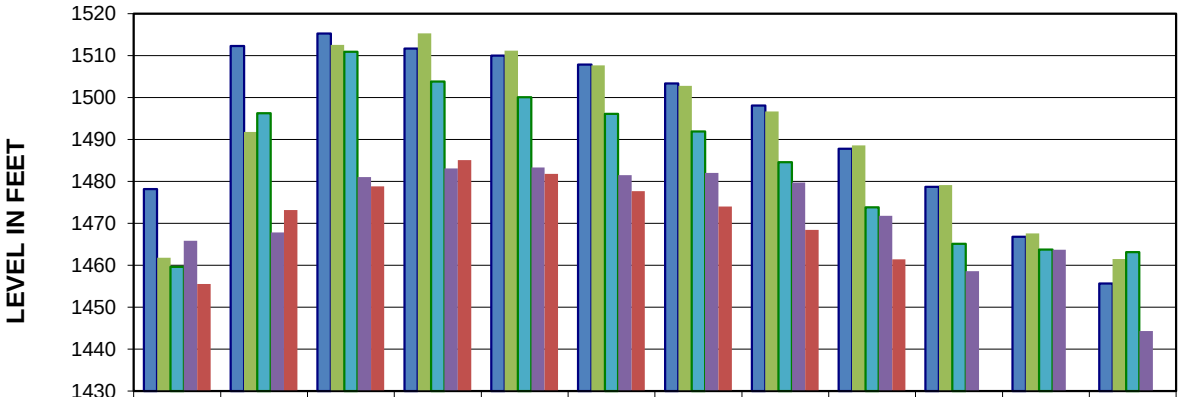

	JUL	AUG	SEP	OCT	NOV	DEC	JAN	FEB	MAR	APR	MAY	JUNE
2018-19	1478.20	1512.30	1515.30	1511.70	1510.00	1507.90	1503.40	1498.10	1487.80	1478.70	1466.80	1455.60
2019-20	1461.80	1491.80	1512.60	1515.30	1511.20	1507.70	1502.80	1496.70	1488.60	1479.10	1467.60	1461.50
2020-21	1459.60	1496.30	1510.90	1503.80	1500.10	1496.10	1491.90	1484.60	1473.80	1465.10	1463.70	1463.10
2021-22	1465.80	1467.80	1481.00	1483.10	1483.30	1481.50	1482.00	1479.70	1471.80	1458.60	1463.70	1444.30
2022-23	1455.50	1473.20	1478.80	1485.10	1481.80	1477.70	1474.00	1468.40	1461.40			

MONTH (End)

RENGALI RESERVOIR LEVEL

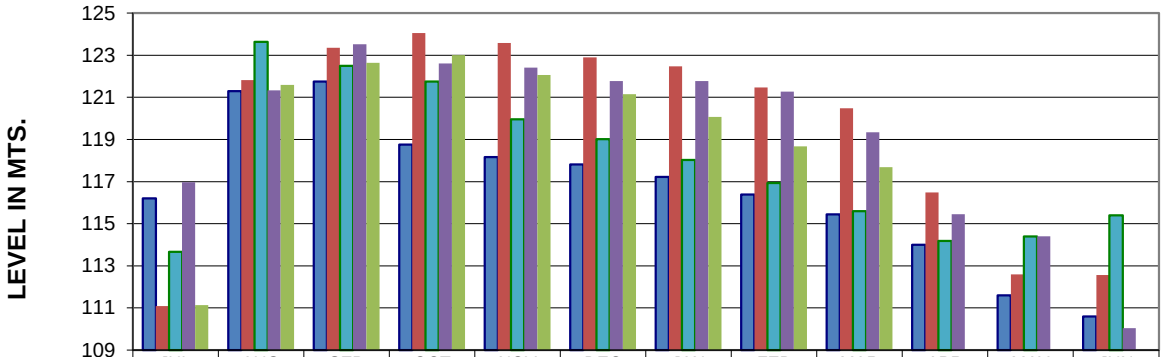

	JUL	AUG	SEP	OCT	NOV	DEC	JAN	FEB	MAR	APR	MAY	JUN
2018-19	116.21	121.30	121.75	118.75	118.17	117.81	117.22	116.38	115.45	114.00	111.60	110.59
2019-20	111.09	121.82	123.35	124.05	123.58	122.90	122.47	121.47	120.48	116.49	112.60	112.56
2020-21	113.66	123.64	122.50	121.75	119.96	119.01	118.02	116.93	115.60	114.18	114.40	115.40
2021-22	116.97	121.34	123.53	122.61	122.42	121.78	121.78	121.28	119.35	115.45	114.40	110.04
2022-23	111.14	121.59	122.64	123.01	122.06	121.15	120.07	118.67	117.69			

MONTH (End)

HIRAKUD RESERVOIR LEVEL

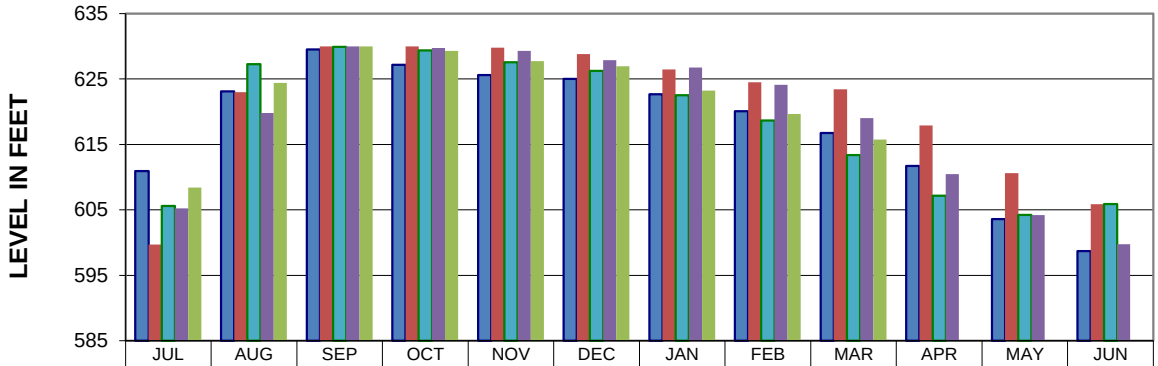

	JUL	AUG	SEP	OCT	NOV	DEC	JAN	FEB	MAR	APR	MAY	JUN
2018-19	610.93	623.12	629.50	627.17	625.62	625.04	622.65	620.08	616.77	611.71	603.60	598.69
2019-20	599.69	623.00	630.00	629.97	629.81	628.79	626.45	624.50	623.43	617.91	610.60	605.89
2020-21	605.58	627.29	629.89	629.37	627.58	626.23	622.52	618.65	613.37	607.15	604.21	605.91
2021-22	605.23	619.79	630.00	629.75	629.29	627.89	626.75	624.12	619.02	610.47	604.21	599.73
2022-23	608.43	624.39	630.00	629.31	627.73	626.95	623.25	619.65	615.77			

MONTH (End)

U.KOLAB RESERVOIR LEVEL

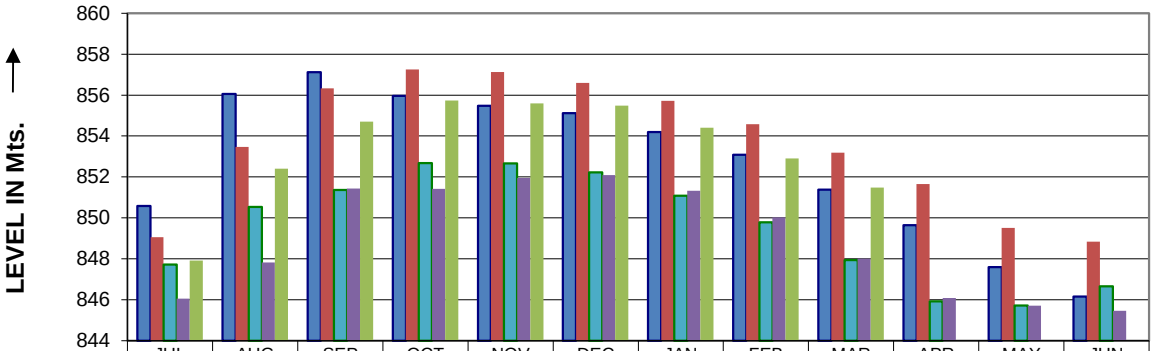

	JUL	AUG	SEP	OCT	NOV	DEC	JAN	FEB	MAR	APR	MAY	JUN
2018-19	850.58	856.05	857.12	855.96	855.48	855.11	854.20	853.08	851.38	849.65	847.59	846.16
2019-20	849.06	853.46	856.33	857.25	857.12	856.60	855.72	854.58	853.18	851.66	849.52	848.84
2020-21	847.73	850.54	851.36	852.68	852.66	852.22	851.09	849.79	847.94	845.92	845.72	846.66
2021-22	846.06	847.83	851.44	851.42	851.95	852.09	851.33	850.03	848.01	846.09	845.72	845.47
2022-23	847.91	852.40	854.71	855.74	855.59	855.48	854.41	852.91	851.48			

MONTH (End)

INDRAVATI RESERVOIR LEVEL

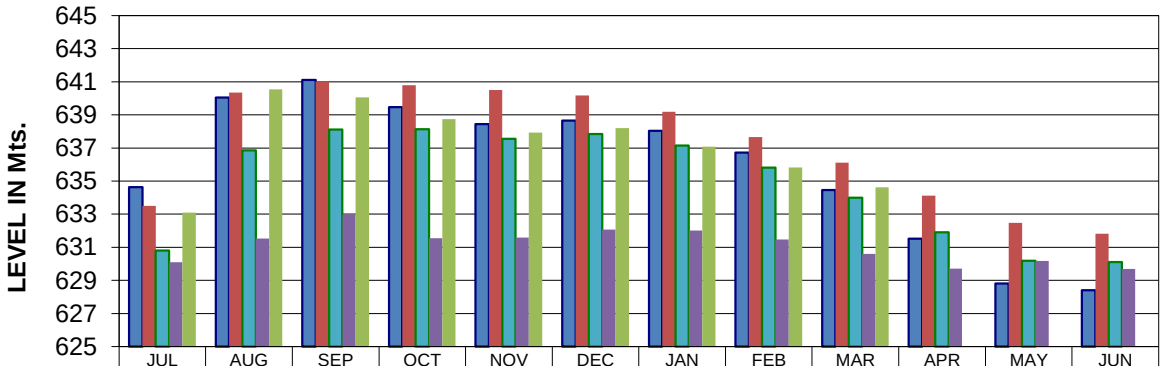

	JUL	AUG	SEP	OCT	NOV	DEC	JAN	FEB	MAR	APR	MAY	JUN
2018-19	634.64	640.04	641.12	639.46	638.45	638.65	638.03	636.72	634.45	631.52	628.82	628.40
2019-20	633.50	640.34	641.03	640.79	640.50	640.17	639.19	637.66	636.11	634.13	632.47	631.82
2020-21	630.80	636.85	638.12	638.14	637.56	637.85	637.14	635.82	634.00	631.90	630.18	630.10
2021-22	630.10	631.53	632.97	631.54	631.59	632.08	632.01	631.48	630.60	629.72	630.18	629.69
2022-23	633.09	640.55	640.06	638.75	637.94	638.20	637.07	635.83	634.62			

MONTH (End)

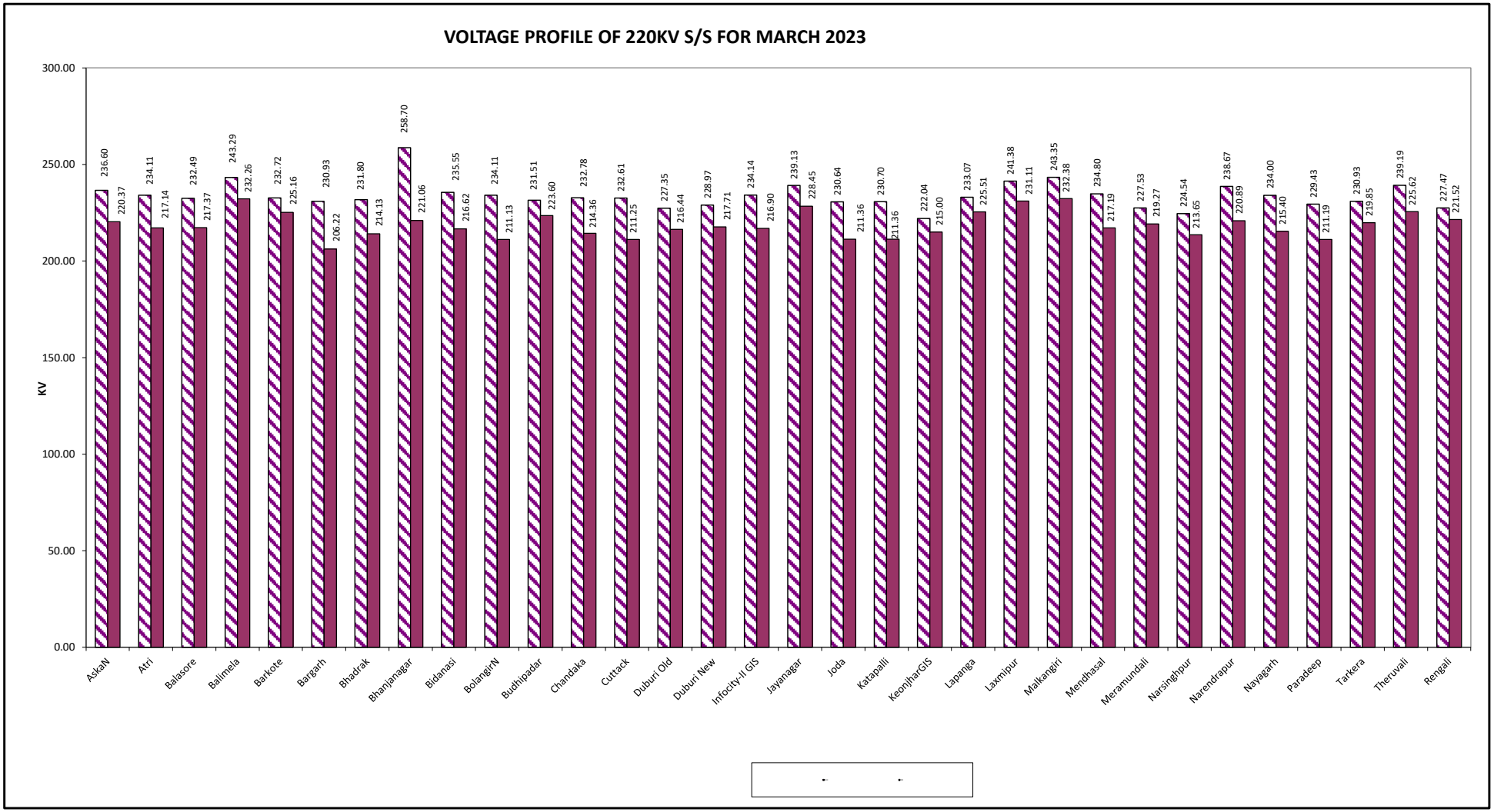

STATION	ATRI		BALASORE		BARKOTE		BARGARH(N		BHADRAK		BHANJNAGAR		BIDANASI		BOLANGIR		BUDHIPADAR		CHANDAKA		CUTTACK		DUBURI		DUBURI (N)		JAYANAGAR		JODA		KATAPALI		LAPANGA		LAXMIPUR		MENDHASAL		MERAMUNDALI		NARENDRAPUR		NAYAGARH		PARADEEP		TARKERA		THERUVALI	
	DAY	Hrs.	DAY	Hrs.	DAY	Hrs.	DAY	Hrs.	DAY	Hrs.	DAY	Hrs.	DAY	Hrs.	DAY	Hrs.	DAY	Hrs.	DAY	Hrs.	DAY	Hrs.	DAY	Hrs.	DAY	Hrs.	DAY	Hrs.	DAY	Hrs.	DAY	Hrs.	DAY	Hrs.	DAY	Hrs.	DAY	Hrs.	DAY	Hrs.	DAY	Hrs.	DAY	Hrs.	DAY	Hrs.	DAY	Hrs.
MAXM.	#REF!	19:45	#REF!	19:45	45003	21:15	45003	20:00	45003	04:15	45005	16:00	45007	21:15	45003	17:15	45003	20:00	45001	16:00	45003	02:30	45003	19:45	45005	20:00	45003	21:15	45003	21:15	45003	20:00	45003	02:15	45003	16:00	44988	16:15	45003	14:00	45003	02:15	45005	03:15	45005	03:15	44988	19:45	45005	04:45
MINM.	#REF!	10:30	#REF!	11:30	45013	15:00	45008	18:00	45015	10:30	45008	06:15	45016	18:30	45002	10:30	44989	12:30	45013	16:45	45012	09:30	44989	12:30	45015	16:45	45012	10:45	44986	15:15	45015	11:30	45015	09:15	45008	12:15	45008	12:15	45010	15:30	45010	16:45	44999	09:45	45015	17:45	45008	11:30	45008	11:45

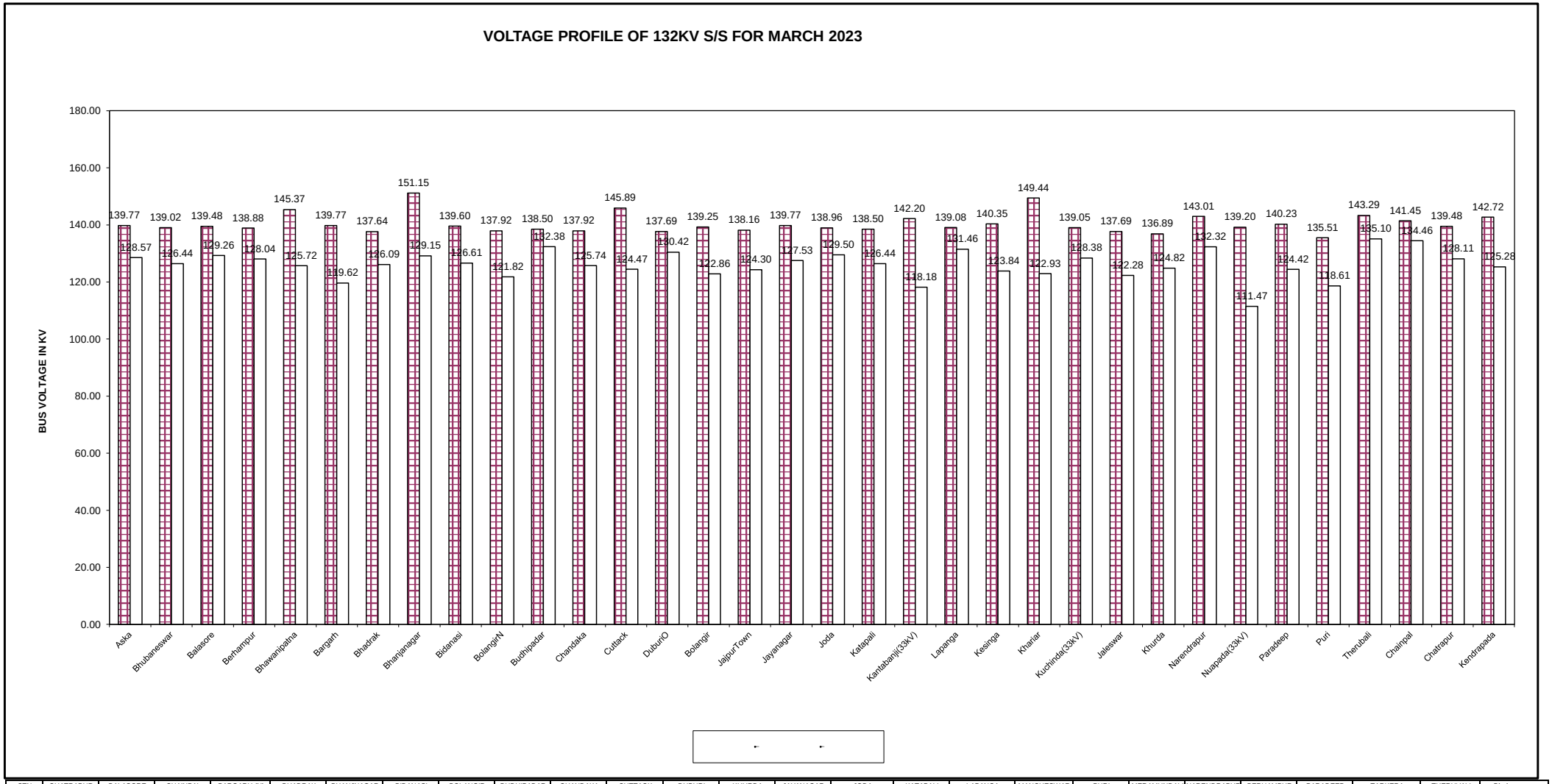

STN	CHATRAPUR		BALASORE		CHAINPAL		BARGARH (N)		BHADRAK		BHANJNAGAR		BIDANASI		BOLANGIR		BUDHIPADAR		CHANDAKA		CUTTACK		DUBURI		KHURDA		JAYANAGAR		JODA		KATAPALI		LAPANGA		MANCHESWAR		PURI		MERAMUNDALI		NARENDRAPUR		BERHAMPUR		PARADEEP		TARKERA		THERUVALI		Bhubaneswar	
	DAY	Hrs.	DAY	Hrs.	DAY	Hrs.	DAY	Hrs.	DAY	Hrs.	DAY	Hrs.	DAY	Hrs.	DAY	Hrs.	DAY	Hrs.	DAY	Hrs.	DAY	Hrs.	DAY	Hrs.	DAY	Hrs.	DAY	Hrs.	DAY	Hrs.	DAY	Hrs.	DAY	Hrs.	DAY	Hrs.	DAY	Hrs.	DAY	Hrs.	DAY	Hrs.	DAY	Hrs.	DAY	Hrs.	DAY	Hrs.	DAY	Hrs.	DAY	Hrs.
MAX	45003	19:45	45003	20:00	45003	21:15	45003	20:00	45003	16:00	45003	16:00	45003	21:15	45001	17:15	45003	20:00	45003	16:00	45005	2:00	45003	19:45	45013	16:45	45003	21:15	45003	16:00	45003	21:15	45003	21:15	45005	06:00	45003	16:00	45003	16:00	45005	02:15	45003	16:00	####	16:00	45005	03:00	45003	21:15	45003	19:45
MIN	44991	8:30	45013	12:00	44998	12:00	44991	09:30	44989	17:00	45011	06:30	44989	18:30	45013	10:30	44988	12:00	44989	16:45	45015	9:30	45009	12:15	45013	11:30	45009	12:15	44989	16:45	44989	18:15	44998	16:00	44990	12:15	45010	12:15	44989	17:00	44986	13:15	44989	16:45	####	17:00	45014	16:45	44991	08:00	45013	12:15

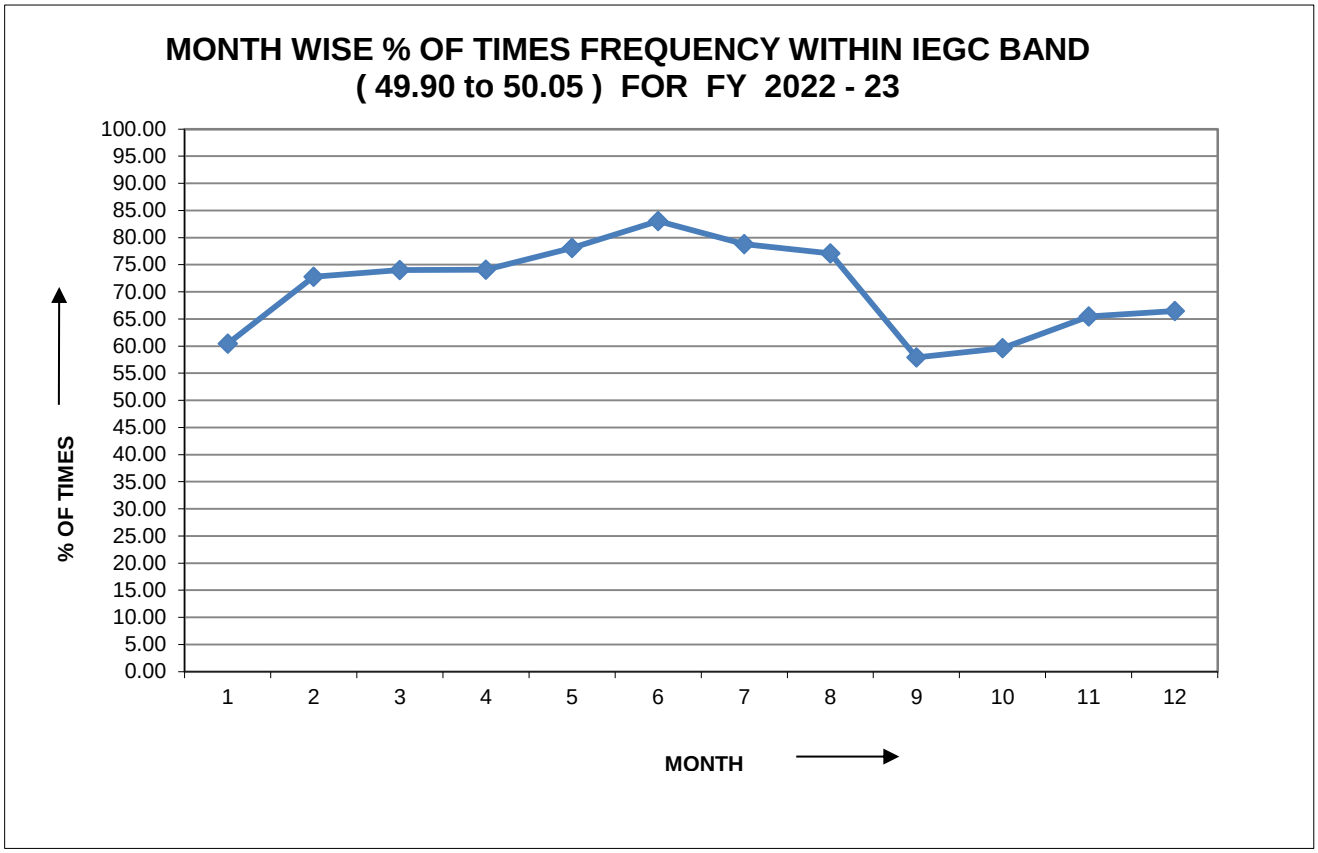

FREQUENCY WITHIN THE STANDARD BAND & ABOVE .

(FROM 2020-2021 TO 2022- 2023)

YEAR	FREQUENCY	APRIL	MAY	JUNE	JULY	AUG.	SEPT.	OCT.	NOV.	DEC.	JAN.	FEB.	MARCH	ANNUAL
2020- 2021	Average in Hz	50.01	50.01	50.01	50.00	50.00	50.00	50.00	50.00	50.00	50.00	49.99	50.00	50.00
	% of time (49.9 to 50.05 Hz)	73.16	74.78	75.22	77.02	78.93	83.56	80.11	78.51	76.33	76.25	76.28	73.48	76.97
	% of time (above 50.05 Hz)	22.06	21.33	20.64	16.78	15.08	12.34	16.25	17.27	18.32	18.43	15.92	19.19	17.80
2021- 2022	Average in Hz	49.99	50.00	50.00	50.00	49.99	50.00	49.99	50.00	49.97	50.00	50.00	49.96	49.99
	% of time (49.9 to 50.05 Hz)	75.39	75.07	75.03	75.64	77.28	77.53	74.77	74.44	73.84	76.8	77.98	72.63	75.53
	% of time (above 50.05 Hz)	16.63	18.39	18.96	18.98	15.12	18.37	14.29	17.50	18.91	16.83	15.57	9.60	16.60
2022- 2023	Average in Hz	49.93	49.99	49.98	50.00	49.99	49.99	50.00	49.99	50.00	49.99	49.99	50.00	49.99
	% of time (49.9 to 50.05 Hz)	60.42	72.79	73.99	74.08	78.08	83.03	78.80	77.07	57.92	59.61	65.45	66.47	70.64
	% of time (above 50.05 Hz)	8.02	14.97	12.64	17.23	13.24	10.86	15.83	15.10	28.92	26.70	23.37	23.85	17.56

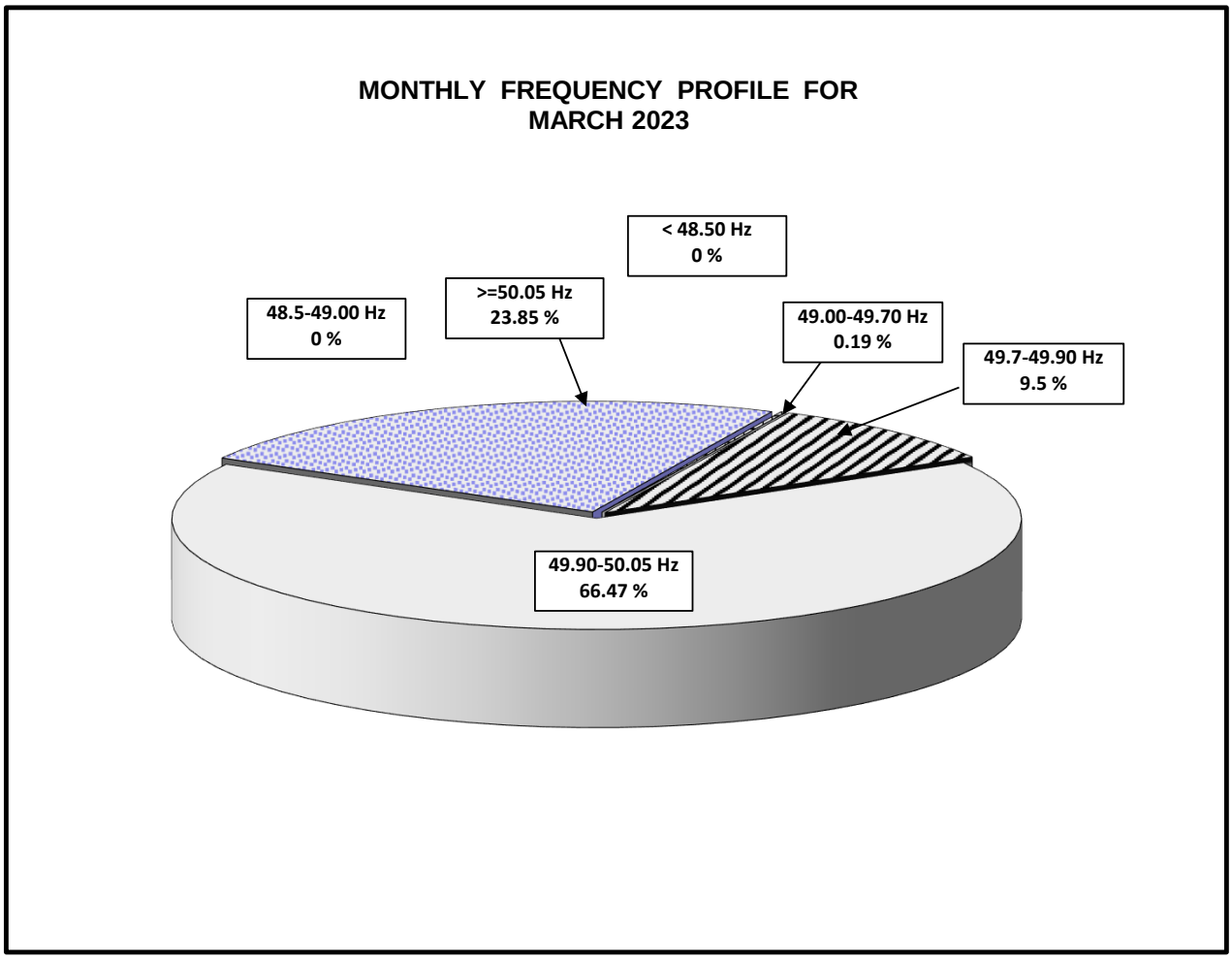

FREQUENCY DISTRIBUTION FOR THE MONTH OF MARCH - 2023 IN MINUTES

(No of minutes during the month frequency remained)

Frequency/Day	1	2	3	4	5	6	7	8	9	10	11	12	13	14	15
<48.5	0	0	0	0	0	0	0	0	0	0	0	0	0	0	0
48.5-49.00	0	0	0	0	0	0	0	0	0	0	0	0	0	0	0
49.00-49.7	0	2	0	0	0	0	24	0	0	0	0	0	4	0	0
49.7-49.9	59	126	106	164	71	76	194	61	74	165	140	169	126	94	130
49.9-50.05	918	922	989	937	977	876	817	969	971	958	1023	980	961	1003	1027
>50.05	463	390	345	339	392	488	405	410	395	317	277	291	349	343	283
>=50.1Hz	146	176	131	106	100	174	135	177	138	102	76	82	73	92	45
	1440	1440	1440	1440	1440	1440	1440	1440	1440	1440	1440	1440	1440	1440	1440

Frequency/Day	16	17	18	19	20	21	22	23	24	25	26	27	28	29	30	31	Total
<48.50	0	0	0	0	0	0	0	0	0	0	0	0	0	0	0	0	0
48.5-49.00	0	0	0	0	0	0	0	0	0	0	0	0	0	0	0	0	0
49.00-49.70	0	0	0	0	0	1	2	3	3	0	0	1	0	18	25	0	1
49.7-49.90	63	150	158	72	126	139	157	200	200	243	139	130	185	308	125	91	71
49.9-50.05	939	993	908	904	889	973	959	961	961	1009	1037	1018	1059	892	882	959	495
>50.05	438	297	374	464	425	327	322	276	276	188	264	291	196	222	408	390	177
>=50.10Hz	106	92	144	230	140	118	80	76	76	32	72	96	61	61	132	129	57
	1440	1440	1440	1440	1440	1440	1440	1440	1440	1440	1440	1440	1440	1440	1440		**744**

ENERGY DRAWAL OF TPCODL CONTROL AREA GRID SUBSTATIONS FOR THE MONTH OF MARCH' 2023								
Sl.No	Name of Sub Station	Name of Feeder	Installed Capacity	SMD	Average Drawal	MAX DEMAND		
			MVA	MW	MW	MW	Date	Time
1	Angul	MCL Feeder-1&2	132 kV	23.680	20.210	52.960	4th Mar 2023	16:30
		Angul	2x40+1x20=100	30.032	22.251	31.648	30th Mar 2023	22:30
2	Angul PG	PGCIL Stn. Tertiary		0.066	0.066	0.066	1st Mar 2023	00:00
3	Arati Steel	Arati Steel	132 kV	0.000	0.395	12.000	24th Mar 2023	20:15
4	Argul	Argul	2x40+1x20=100	17.360	13.907	24.800	28th Mar 2023	21:00
5	Badagada	Badagada	2x63=126	37.494	26.822	42.813	29th Mar 2023	13:00
6	Balugaon	SOLARI Traction	132kV	3.840	3.156	8.280	25th Mar 2023	17:30
		Balugaon	1x40+1x20+1x12.5=72.5	26.867	22.025	32.733	4th Mar 2023	18:30
7	Banki	Banki	2x20=40	10.456	8.669	15.256	13th Mar 2023	21:45
8	Bhubaneswar	Bhubaneswar	3x63=189	45.280	43.899	74.880	27th Mar 2023	11:15
9	Bidanasi	Bidanasi	2x63+1x40=166	54.233	41.955	69.454	30th Mar 2023	15:15
10	Boinda	Boinda Traction	132 kV	2.360	3.048	12.520	24th Mar 2023	11:30
		Boinda	1x20+2x12.5=45	13.834	10.196	15.353	27th Mar 2023	19:00
11	BPPL S/W	BPPL Fdr-I&II	132 kV	0.000	0.000	0.120	22th Mar 2023	13:30
12	Brajabiharipur	Brajabiharipur	2x40=80	0.000	0.711	1.201	30th Mar 2023	05:30
13	Chainpal	FCI Feeder	132 kV	0.247	0.225	0.461	25th Mar 2023	18:15
		Talcher Rd. Trac.	132 kV	9.680	9.505	17.560	31th Mar 2023	12:00
		Chainpal	2x40+1x20=100	42.200	28.725	43.616	30th Mar 2023	22:30
14	Chandaka	Chandaka	3x63=189	73.519	67.275	91.323	3rd Mar 2023	15:00
15	Chandaka GIS	Chandaka GIS	2x40=80	11.920	0.000	20.960	26th Mar 2023	14:30
16	Chandpur	Chandpur	2x12.5=25	15.079	8.933	15.225	28th Mar 2023	23:00
17	Choudwar	Choudwar Traction	132 kV	10.680	8.952	19.080	20th Mar 2023	19:45
		Choudwar	3x40=120	44.934	37.177	56.876	29th Mar 2023	11:30
18	Cuttack	Cuttack	3x40=120	53.643	39.630	55.935	29th Mar 2023	14:45
19	Dhenkanal	Joranda Trac.	132 kV	8.613	7.982	15.696	12th Mar 2023	21:15
		Narveram CGP Fdr	33 kV	5.144	4.686	5.368	5th Mar 2023	13:45
		Dhenkanal	3x40=120	33.318	26.162	37.020	23th Mar 2023	19:15
20	Global	Heavy Water Feeder	132 kV	0.440	0.357	0.560	30th Mar 2023	21:45
		Global	1x20=20	0.985	1.220	2.100	13th Mar 2023	18:15
21	Godisahi	Godisahi	2x63=126	0.640	0.585	0.891	13th Mar 2023	17:00
22	Goda	Goda	1x40=40	4.106	5.051	8.072	26th Mar 2023	19:15
23	Grid Steel Alloy S/W	GSAL Feeder	132kV	0.000	0.000	0.000	1st Mar 2023	00:00
24	Kharagprasad	MGM Feeder	132kV	0.000	0.001	0.284	28th Mar 2023	11:15
		NBVL Fdr-1&2	132kV	0.000	0.000	0.098	21th Mar 2023	16:15
		SGEL Feeder	132kV	0.081	0.078	1.938	27th Mar 2023	00:15
		Meramundali Trac.	132 kV	6.933	7.561	19.186	29th Mar 2023	22:00
		Kharagprasad	132 kV	3.372	2.238	3.824	29th Mar 2023	19:00
25	Infocity-II GIS	Infocity-II GIS (220/33)	2x40=80	7.000	6.054	14.720	7th Mar 2023	19:45
26	Jagatsinghpur	Gorakhnath Trac.	132 kV	4.066	5.130	11.406	26th Mar 2023	16:00
		Jagatsinghpur	1x40+2x20=80	29.410	20.876	30.980	26th Mar 2023	22:00
27	Kalarangi	Kalarangi	1x20+2x12.5=45	4.600	3.822	6.026	25th Mar 2023	18:45
28	Kamakhyanagar	Kamakhyanagar	1x20+2x12.5=45	12.308	10.526	16.544	2nd Mar 2023	18:45
		Kamakhyanagar Traction	132kV	0.080	0.997	5.880	23th Mar 2023	05:00
29	Kendrapada	Kendrapada	2x40+1x12.5=92.5	26.520	20.174	28.880	30th Mar 2023	22:15
30	Khajuriakata	Khajuriakata	2x40=80	5.916	4.228	6.580	30th Mar 2023	21:45
31	Khuntuni GIS	ShreeCementFeeder	132kV	0.260	1.729	10.752	10th Mar 2023	17:45
		Khuntuni GIS	2x40=80	8.040	13.093	22.960	3rd Mar 2023	18:45
32	Khurda	Kaipadar Trac.	132 kV	11.760	9.036	17.920	7th Mar 2023	21:30
		Khurda	4x40=160	71.832	60.331	77.629	3rd Mar 2023	19:45
33	Konark	Konark	2x20=40	11.216	8.445	13.492	16th Mar 2023	19:30
34	Mancheswar-B GIS	Mancheswar-B GIS	2x40=80	24.200	18.507	32.520	31th Mar 2023	15:15
35	Mania	Mania	1x20+1x12.5=32.5	3.620	7.420	19.108	14th Mar 2023	19:15
36	Marshaghai	Marshaghai	2x20=40	15.520	10.359	17.152	29th Mar 2023	22:15
		Kendrapada Traction	132 kV	2.120	2.282	7.360	26th Mar 2023	08:30
37	Mendhasal	Mendhasal(220/33)	2x20=40	15.188	11.336	19.756	29th Mar 2023	11:30
38	Meramundali	BSL-TATA Fdr-1&2	220 kV	30.560	6.557	54.800	18th Mar 2023	11:45
		BRG Feeder	132kV	10.800	11.555	27.520	6th Mar 2023	00:45
		JSPL Feeder-1&2	400 kV	74.884	3.870	116.448	30th Mar 2023	00:15
		RUNGTA Feeder	132kV	13.880	12.935	14.440	2nd Mar 2023	05:15
		RUNGTA DSP	132kV	1.919	0.000	22.704	21th Mar 2023	00:00
39	Narsinghpur	Narsinghpur(220/33)	1x40=40	7.372	5.257	7.804	25th Mar 2023	22:00
40	Nayagarh	Nayagarh (220/33)	2x40+1x20=100	42.844	31.021	53.897	12th Mar 2023	18:30
41	Nimapara	Nimapara	3x40=120	44.098	32.813	48.142	27th Mar 2023	20:45
42	Nuapatana	Nuapatana	1x40+1x20+1x12.5=72.5	21.056	13.502	26.330	5th Mar 2023	09:15
43	Olaver	Olaver	2x12.5=25	5.996	4.774	8.208	27th Mar 2023	21:30
44	Pandiabil PG	PGCIL Stn. Tertiary		0.046	0.046	0.046	1st Mar 2023	00:00
45	Paradeep	Essar Steel Fdr-1&2	220kV	25.750	19.734	30.213	17th Mar 2023	01:15
		IFFCO Fdr-1&2	132kV	5.120	8.704	24.720	10th Mar 2023	13:00
		IOCL Feeder	220kV	5.263	4.258	6.513	23th Mar 2023	20:30
		PPL Fdr-1&2	132kV	10.120	6.978	12.720	20th Mar 2023	11:45
		PPT Fdr-1&2	132kV	17.080	16.862	32.760	10th Mar 2023	11:45
		Paradeep	3x20=60	11.644	13.297	20.488	15th Mar 2023	18:45
		Sijiu RTSS	132kV	4.664	0.000	11.321	20th Mar 2023	11:45
46	Pattamundai	Pattamundai	2x20+1x12.5=52.5	17.406	12.399	18.384	27th Mar 2023	22:00
47	Phulnakhara	Phulnakhara	1x40+2x20=80	31.228	25.253	36.076	24th Mar 2023	18:30
48	Pratapsasan	Pratapsasan	2x40=80	8.206	6.208	8.551	30th Mar 2023	22:30
49	Puri	Puri	3x40=120	31.229	23.388	31.256	28th Mar 2023	23:15
50	Ranasinghpur	Ranasinghpur	3x63=189	62.883	42.961	67.641	28th Mar 2023	22:15
51	Rengali PG	PGCIL Stn. Tertiary		0.047	0.047	0.047	1st Mar 2023	00:00
52	Rengali S/W	Rengali S/W (220/33)	2x20=40	9.920	8.172	14.228	26th Mar 2023	09:45
53	Rajnagar	Rajnagar	2x20=40	6.727	4.411	7.084	27th Mar 2023	20:45
54	Salipur	OCL Feeder	132kV	10.073	6.765	11.710	6th Mar 2023	19:00
		Salipur	3x20=60	26.578	20.909	29.627	31th Mar 2023	20:15
55	Samangara	Samangara	2x20=40	13.148	9.511	18.164	1st Mar 2023	19:00
		Malatipatapur Traction	132kV	2.361	0.000	6.396	1st Mar 2023	20:45
56	Shamuka	Shamuka	2x31.5=63	21.720	16.054	21.720	28th Mar 2023	22:30
57	Tirtol	Tirtol	2x40=80	24.560	11.576	25.040	28th Mar 2023	21:45
58	TS Alloys S/W	RAWMET Feeder	132kV	21.863	21.333	23.450	31th Mar 2023	05:30
59	TTPS	TTPS	TTPS Net Drawal	2.133	1.833	2.298	24th Mar 2023	19:30
60	Ultratech	Ultratech Feeder		9.515	0.000	10.552	27th Mar 2023	18:45
61	Unit-8 GIS	Unit-8 GIS	2x40=80	21.818	17.656	29.014	31th Mar 2023	15:00
62	Balugaon	Khallikote Feeder	33kV	-11.084	-11.399	-19.288	4th Mar 2023	18:30
63	Chandikhol	Badachana Feeder	33kV	9.772	8.471	12.522	25th Mar 2023	19:15
		Kundala Feeder	33kV	1.595	1.173	1.860	26th Mar 2023	19:45
64	Rairakhol	Bamur Feeder	33kV	2.140	1.544	2.560	1st Mar 2023	07:45
65	Rengali	BUDHAPAL Feeder	33kV	-1.284	-0.857	-1.556	4th Mar 2023	12:00
66	Barkote	Pallhara Feeder	33kV	2.438	1.508	4.338	10th Mar 2023	20:15
67	Chandaka	S.N. Mohanty(Solar)	11kV	0.000	0.141	0.732	20th Mar 2023	12:30
68	Chandpur	MGM SOLAR	11kV	0.000	0.154	0.742	20th Mar 2023	12:00
		VIVACITY Solar	11kV	0.000	0.095	0.457	1st Mar 2023	13:00
		TPCODL TOTAL ENERGY (MU)		**1,502.7749**	**825.4435**	**2,052.5000**		

ENERGY DRAWAL OF TPWODL CONTROL AREA GRID SUBSTATIONS FOR THE MONTH OF MARCH'2023								
Sl.No	Name of Sub Station	Name of Feeder	Installed Capacity	SMD	Average Drawal	MAX DEMAND		
			MVA	MW	MW	MW	Date	Time
1	Aryan-Viraj S/W	Aryan Ispat Feeder	132 kV	0.000	0.236	3.256	31th Mar 2023	11:45
		Aryan-Viraj	132 kV	0.000	0.978	6.775	27th Mar 2023	14:00
2	Bamra	Bamra Traction	132 kV	12.027	0.000	22.450	28th Mar 2023	11:00
		Bamra	2x40=80	2.980	2.242	3.464	25th Mar 2023	19:30
3	Barapalli	Dunguripali Tr.	132kV	5.840	3.632	9.280	26th Mar 2023	21:45
		Barapalli	1x40+1x20=60	39.064	31.617	48.616	31th Mar 2023	16:45
4	Bargarh	ACC Feeder-1&2	132kV	7.160	3.488	9.520	3rd Mar 2023	16:15
		Bargarh	3x40=120	76.610	64.617	88.064	3rd Mar 2023	07:30
5	Bargarh (New)	Bargarh (New)	2x12.5=25	0.040	0.029	0.160	18th Mar 2023	18:15
6	Barkote	Barkote (220/33)	2x40=80	7.263	5.428	9.604	17th Mar 2023	19:00
7	Bhalulata	Bhalulata Traction	132 kV	3.400	4.723	15.000	11th Mar 2023	22:15
8	Bhawanipatna	Lanjigarh Traction	132kV	6.955	6.568	18.051	10th Mar 2023	19:15
		Bhawanipatna	2x12.5=25	15.380	10.754	16.483	30th Mar 2023	22:30
9	Birmaharajpur	Birmaharajpur	1x20=20	8.004	5.667	9.063	29th Mar 2023	19:00
10	Bolangir PG	415V side Tertiary		0.032	0.032	0.032	1st Mar 2023	00:00
11	Bolangir	Bolangir	3x40=120	46.603	33.928	53.392	29th Mar 2023	18:45
12	Bolangir (New)	Bolangir (New)	1x40+1x12.5=52.5	5.408	3.166	7.664	2nd Mar 2023	17:30
13	Bonai	Bonai(220/33)	2x20=40	12.496	8.764	13.024	14th Mar 2023	19:00
		Bimlagarh Traction	132kV	2.920	1.864	11.000	10th Mar 2023	21:15
14	Brajarajnagar	Kechobahal Traction	132kV	2.800	0.000	6.000	8th Mar 2023	12:00
		Brajarajnagar	1x40+3x20=100	29.520	22.307	30.952	27th Mar 2023	19:00
15	Budhipadar	AAL Feeder-1&2	220 kV	0.440	0.737	7.920	26th Mar 2023	15:00
		BPSL Fedr-1&2	220 kV	73.531	42.262	172.469	3rd Mar 2023	03:30
		MCL Fder-1&2	132 kV	16.306	12.238	17.153	2nd Mar 2023	19:15
		MSP Feeder	132 kV	0.000	1.411	7.000	20th Mar 2023	04:45
		SMC Power	220 kV	0.000	0.000	0.000	1st Mar 2023	00:00
		Budhipadar	1x20+1x12.5=32.5	11.875	9.728	16.028	2nd Mar 2023	19:00
		Vedanta Ltd	220 kV	0.000	0.000	118.800	31th Mar 2023	11:30
16	Burla P.H.	Island & Incomer	11 kV	0.034	0.022	0.058	13th Mar 2023	05:00
17	Chandiposh	Chandiposh Trac	220 kV	2.840	2.579	11.440	3rd Mar 2023	16:00
18	Chhend	Adhunik Metallic Fdr.	132 kV	0.025	0.086	3.125	11th Mar 2023	23:00
		Nuagaon Trac.	132 kV	2.720	2.403	12.000	18th Mar 2023	23:00
		Sri Ganesh Metallics	132 kV	4.269	3.164	5.450	25th Mar 2023	05:00
		Chhend	3x40=120	62.231	52.865	70.375	1st Mar 2023	18:15
19	Chipilima P.H.	Chipilima P.H.	1x20+1x12.5=32.5	18.460	14.639	22.164	6th Mar 2023	18:15
20	Deogarh	Deogarh	2x20=40	6.898	4.444	7.145	30th Mar 2023	21:30
21	Ghens	Ghens	1x40=40	48.040	42.934	57.480	7th Mar 2023	15:45
22	Hirakud	Hirakud	1x40=40	0.081	1.474	27.083	24th Mar 2023	12:45
23	Jayapatna	Megalift Feeder-I &II	132 kV	4.120	3.649	4.600	17th Mar 2023	13:00
		Jayapatna	2X40=80	10.145	6.679	11.992	30th Mar 2023	21:45
24	Jharsuguda	Jharsugda Trac.	132 kV	17.920	14.438	27.720	15th Mar 2023	15:30
		Jharsuguda	2x40=80	14.720	14.590	24.800	23th Mar 2023	18:45
		Ultratech Feeder	132kV	13.960	11.567	16.100	13th Mar 2023	06:15
25	Junagarah	Junagarah	3x20=60	24.792	18.955	27.108	30th Mar 2023	21:45
26	Kalunga	Kalunga	2x40=80	51.963	50.547	64.896	31th Mar 2023	15:30
27	Kantabanji	Kantabanji Trac.	132 kV	5.480	3.135	11.280	15th Mar 2023	23:45
		Kantabanji	2x40=80	12.280	9.487	14.800	30th Mar 2023	17:00
28	Kakatiya SHEP	Kakatiya	33KV	4.763	4.639	6.177	5th Mar 2023	15:30
29	Katapali	HINDALCO Fdr-1&2	220 kV	0.000	1.983	37.600	27th Mar 2023	12:15
		GodbhagaRTSS	132kV	2.920	3.206	9.360	10th Mar 2023	21:30
		Katapali	1x40+2x20=80	29.237	19.428	31.707	11th Mar 2023	18:45
30	Kesinga	POWMEX Fdr	132 kV	0.303	0.896	3.550	22th Mar 2023	17:45
		Kesinga Traction	132 kV	5.560	6.323	15.760	16th Mar 2023	06:30
		Kesinga	1x40+2x20=80	40.006	26.647	43.788	3rd Mar 2023	18:45
31	Khariar	Khariar	2x40=80	33.600	25.990	35.600	5th Mar 2023	10:15
32	Kuchinda	Kuchinda	2x20=40	19.059	10.875	20.363	29th Mar 2023	19:00
33	Kutra S/W	Shiva Cement	132kV	7.628	4.930	9.536	17th Mar 2023	23:45
34	Lapanga	Rengali Traction	132KV	14.040	8.971	18.920	28th Mar 2023	14:15
		Lapanga	2x20=40	11.984	9.298	16.316	17th Mar 2023	10:30
35	Lephripada	Basundhara	220kV	2.943	2.177	3.621	4th Mar 2023	18:45
		Lephripada	2x20=40	8.638	5.919	8.775	29th Mar 2023	20:00
36	Maneswar	Maneswar	2x40=80	4.652	3.561	6.058	2nd Mar 2023	18:30
37	Nuapada	Nuapada Trac.	132 kV	3.160	2.647	5.160	21th Mar 2023	03:30
		Nuapada	2x20=40	17.300	14.030	18.384	29th Mar 2023	21:45
38	OPGC	Darlipali	33kV	34.328	26.045	37.392	3rd Mar 2023	18:30
39	Padampur	Padampur	1x40+2x20=80	23.251	15.084	28.889	2nd Mar 2023	17:30
40	Patnagarh	Patnagarh	1x40+2x20=80	3.480	3.467	14.720	28th Mar 2023	15:30
41	Rairakhol	Rairakhol Trac.	132kV	8.624	5.410	8.836	29th Mar 2023	19:15
		Rairakhol	3x12.5=37.5	0.000	0.026	9.320	15th Mar 2023	23:15
42	Rajgangpur	OCL Feeder	132kV	1.875	1.400	1.905	31th Mar 2023	14:30
		OISL Feeder	132kV	0.000	0.000	0.000	1st Mar 2023	00:00
		Rajgangpur Trac-1&2	132 kV	10.080	5.370	17.320	28th Mar 2023	16:15
		Rajgangpur	3x40=120	45.240	45.595	58.600	31th Mar 2023	19:30
43	Rourkela PG	PG Tertiary	33kV	0.031	0.031	0.031	1st Mar 2023	00:00
44	Rourkela	Rourkela	1x40+3x35=145	49.400	38.714	50.560	30th Mar 2023	19:15
45	Saintala	ORDNANCE Feeder	132 kV	1.040	1.249	3.160	31th Mar 2023	11:00
46	Sambalpur	Sambalpur	1x40+2x31.5=103	60.666	44.306	64.070	29th Mar 2023	19:15
		Shyam DRI Feeder	132 kV	24.080	23.883	36.640	6th Mar 2023	19:45
47	SMC S/W	SMC Power	132kV	1.058	0.552	3.994	31th Mar 2023	15:45
48	Sonepur	Sonepur	2x40+1x20=100	51.817	33.150	53.882	29th Mar 2023	18:45
49	Sundargarah PG	PG TERTIARY	33 kV	0.113	0.113	0.113	1st Mar 2023	00:00
50	Sundargarh	Sundargarh	1x40+2x20=80	20.698	15.914	25.313	27th Mar 2023	19:15
51	Tarkera	RSP Feeder-1&2	220 kV	105.813	0.000	157.656	17th Mar 2023	06:00
		RSP Feeder-3&4	220 kV	73.600	0.000	89.200	3rd Mar 2023	10:15
52	Tusura	Tusura	1x40+1x20=60	18.484	14.296	22.780	25th Mar 2023	17:45
		Deogaon Tr.	132kV	8.640	3.934	12.160	3rd Mar 2023	06:15
53	Thuapali	Thuapali	2x20=40	9.552	6.340	9.861	4th Mar 2023	18:30
54	VAL Lanjigarh	Vedanta Al. fdr-1&2	132 kV	0.000	1.014	7.480	2nd Mar 2023	11:15
55	Vedanta S/W	Vedanta SEZ	400 kV	1385.021	940.815	1401.481	13th Mar 2023	02:45
56	Barkote	Pallhara Feeder	33kV	-2.381	-1.508	-4.338	10th Mar 2023	20:15
57	Joda	Joda-Tensa Feeder	33 kV	7.630	6.564	10.358	9th Mar 2023	18:45
58	Rairakhol	Bamur Feeder	33 kV	-2.392	-1.544	-2.560	1st Mar 2023	07:45
59	Rengali	BUDHAPAL Feeder	33kV	1.296	0.857	1.556	4th Mar 2023	12:00
60	Sonepur	Manamunda Feeder	33 kV	-12.584	-8.962	-13.832	29th Mar 2023	18:30
		GEDCOL Solar	33 kV	0.000	3.394	14.900	27th Mar 2023	12:30
		ABACUS Holdings Solar	11 kV	0.000	0.158	0.852	27th Mar 2023	11:45
61	Tentulikhunti	Mukhiguda Fdr	33KV	1.100	0.532	1.176	12th Mar 2023	17:45
		GEDCOL Solar	11KV	0.000	0.000	0.904	20th Mar 2023	12:45
62	ACME SOLAR	ACME SOLAR	132 kV	0.040	0.034	0.120	1st Mar 2023	18:00
63	Bamra	Joy Iron Steel (Solar)	11 kV	0.000	0.146	0.682	20th Mar 2023	12:15
64	Barkote	Molisati Solar	11 kV	0.000	0.148	0.713	20th Mar 2023	12:15
65	Kesinga	SADIPALI Solar	33kV	0.000	4.573	20.920	20th Mar 2023	11:45
		Vento Power Solar -1	132 kV	0.080	0.046	0.160	9th Mar 2023	18:15
		Vento Power Solar -2	132 kV	0.040	0.029	0.120	29th Mar 2023	18:00
66	Bonei	Mahavir Solar	33 kV	0.000	0.122	0.548	20th Mar 2023	11:45
67	Padampur	Dakshin UPL solar	132kV	0.080	0.045	0.160	28th Mar 2023	18:15
68	Patnagarh	ALEX Solar Pvt. Ltd.	33 kV	0.000	0.850	4.228	20th Mar 2023	12:00
		JYOTI Solar	33 kV	0.000	2.143	9.712	20th Mar 2023	12:00
69	Bolangir (New)	REHPL(Solar)	11kV	0.000	0.183	0.862	27th Mar 2023	11:00
70	Saintala	BEL-OFBL Solar	132kV	0.036	0.024	8.624	22th Mar 2023	15:00
72	Tusura	Vento Power Solar-I	132 kV	0.080	0.038	0.120	5th Mar 2023	04:00
		Vento Power Solar-II	132 kV	0.040	0.039	0.120	20th Mar 2023	00:45
73	Bargarh	Aditya Solar Fdr-I & II	33 kV	0.035	0.019	0.115	18th Mar 2023	18:15
74	ABSL Sw. Station	Aditya Solar	132kV	0.114	0.057	0.262	31th Mar 2023	18:15
75	Barbil	IOBP Fdr	132kV	0.000	0.000	0.000	1st Mar 2023	00:00
		Kamanda Steel Plant Fdr	132kV	14.655	7.710	16.480	20th Mar 2023	06:30
		TPWODL TOTAL ENERGY (MU)		**2,838.1833**	**1,434.4302**	**3,619.8340**		

ENERGY DRAWAL OF TPNODL CONTROL AREA GRID SUBSTATIONS FOR THE MONTH OF MARCH'2023								
Sl.No	Name of Sub Station	Name of Feeder	Installed Capacity	SMD	Average Drawal	MAX DEMAND		
			MVA	MW	MW	MW	Date	Time
1	Agarpada	Agarpada	1x40=40	8.560	6.244	9.520	2nd Mar 2023	21:30
2	Anandpur	Anandpur	1x20+2x12.5=45	13.848	10.668	15.852	2nd Mar 2023	19:00
3	Arya Ispat S/w	ARYA Steel Fdr	132kV	7.436	7.014	9.860	7th Mar 2023	02:30
		BRPL Feeder	132kV	13.925	14.076	10.520	22th Mar 2023	22:30
		IMTCPL Fder	132kV	0.708	0.720	2.552	16th Mar 2023	01:30
4	Balasore	BIRLA Tyre Fder	132kV	0.240	0.210	0.292	17th Mar 2023	20:00
		ISPAT Feeder	132kV	52.320	44.756	59.120	23th Mar 2023	07:00
		Balasore Traction	132kV	7.800	7.368	15.880	23th Mar 2023	16:00
		Balasore	2x63+1x40=166	57.414	44.879	59.196	13th Mar 2023	19:45
5	Bangiriposi	Bangiriposi	2x12.5=25	11.152	7.780	11.436	2nd Mar 2023	18:15
6	Barbil	Barbil	2x12.5=25	8.363	7.487	11.544	30th Mar 2023	20:00
7	Baripada PG	Baripada PG Stn.		0.065	0.065	0.065	1st Mar 2023	00:00
8	Baripada	Baripada	3x40=120	21.406	16.366	22.500	28th Mar 2023	18:45
9	Basta	Basta	2x20+1x12.5=52.5	24.312	17.416	27.644	13th Mar 2023	20:30
10	BC Mohanty sw	BC Mohanty fdr	132 kV	9.320	8.823	9.824	2nd Mar 2023	23:15
		TOMKA Traction	132kV	6.920	3.950	15.000	28th Mar 2023	06:00
11	Betanati	Betanati	1x20=20	18.542	13.349	18.588	2nd Mar 2023	19:30
12	Bhadrak	Dhamra Port (Trac.)	132 kV	2.788	3.172	7.119	10th Mar 2023	14:45
		Dhamra Port Fdr	132 kV	9.363	7.181	13.775	2nd Mar 2023	21:15
		FACOR Feeder	132kV	20.520	0.000	36.080	21th Mar 2023	15:00
		FACOR Power	132kV	0.000	0.000	2.760	22th Mar 2023	17:45
		Bhadrak Traction	132 kV	6.000	6.985	13.600	19th Mar 2023	13:30
		Bhadrak	2x63+1x40=166	42.520	38.775	53.680	1st Mar 2023	20:30
13	Bhograi	Bhograi	2x40=80	9.640	9.144	17.800	29th Mar 2023	21:00
14	Bolani	Bolani(132/11)	2x10=20	3.068	2.361	4.340	21th Mar 2023	08:00
15	BRPL S/w	BRPL Feeder	132kV	13.925	14.076	18.413	13th Mar 2023	04:30
		Mesco Feeder	132kV	0.000	0.000	0.000	1st Mar 2023	00:00
16	Chandbali GIS	Chandbali GIS	1x40+1X20=60	5.336	4.760	7.696	30th Mar 2023	21:30
17	Chandikhol	Chandikhol	3x20=60	32.688	24.913	34.408	2nd Mar 2023	19:30
18	Chandipur	Chandipur	1x20=20	4.005	6.878	10.077	29th Mar 2023	12:45
19	Daitary	Bamnipal	132kV	19.810	18.766	21.317	28th Mar 2023	11:15
		Daitary	1x12.5=12.5	1.381	0.758	1.563	24th Mar 2023	19:00
20	Dhenkikote	Dhenkikote	2x20=40	9.138	6.328	9.959	6th Mar 2023	19:00
21	Duburi	Jakhapura Traction	132 kV	14.000	10.247	18.000	22th Mar 2023	13:30
		JFAL Feeder	132 kV	6.841	5.523	7.688	2nd Mar 2023	17:15
		Mishrilal Feeder	132 kV	6.931	8.621	13.906	2nd Mar 2023	10:30
		NINL Feeder	220 kV	38.252	25.107	39.815	12th Mar 2023	02:00
		Duburi(220/33)	2x40=80	15.106	13.030	17.894	4th Mar 2023	19:00
22	Duburi-New	Duburi New(220/33)	1x20=20	0.428	0.000	6.520	6th Mar 2023	20:00
		NU Vista Feeder	220 kV	10.080	0.000	11.320	28th Mar 2023	22:15
		Jindal Stainless-1&2	220 kV	41.840	29.910	48.000	14th Mar 2023	10:00
		Maithan Feeder	220 kV	0.400	0.151	2.938	29th Mar 2023	18:30
		Rohit Ferrotech	220 kV	32.400	31.115	33.160	19th Mar 2023	12:15
		TATA Steel Fdr-1&2	400 kV	96.200	80.321	140.840	6th Mar 2023	22:45
		VISA Steel	220 kV	18.960	14.699	20.400	21th Mar 2023	08:45
23	Shree Jagannath steel switching station	Shree Jagannath Steel Fdr	132kV	0.029	0.029	0.036	19th Mar 2023	04:15
24	Haridaspur	RAMCO Feeder 132kV	132 kV	5.332	5.221	6.792	10th Mar 2023	11:00
25	Jajpur Road	Jajpur Road	3x40=120	30.200	24.193	35.200	3rd Mar 2023	19:15
		Yazdani CGP Feeder	33 kV	0.000	0.000	0.000	1st Mar 2023	00:00
26	Jajpur Town	Jajpur Town	2x40+1x20=100	30.036	24.970	39.408	27th Mar 2023	22:15
27	Jaleswar	Jaleswar Trac.	132 kV	8.200	6.546	14.280	25th Mar 2023	15:15
		Jaleswar	2x31.5+1x12.5=75.5	25.944	17.806	28.660	7th Mar 2023	19:45
28	Joda	Bansapani Trac.	132 kV	11.481	6.540	20.225	4th Mar 2023	16:30
		FAP Feeder	132kV	0.319	1.577	6.453	22th Mar 2023	21:15
		JSPL Trf-1,2&3(220/33)	2x50+1x20=120	45.945	46.634	52.440	8th Mar 2023	04:00
		KJS Ahluwalia	33kV	0.000	0.000	0.468	21th Mar 2023	13:15
		TATA STEEL	220kV	8.080	6.171	9.640	14th Mar 2023	19:00
		TATA Steel Long	220 kV	0.000	0.000	0.038	18th Mar 2023	16:00
		Joda	1x40+3x20+1x160=260	25.098	22.978	35.093	31th Mar 2023	19:45
		Sarada Ind (220/33)	1x15=15	0.000	0.000	0.000	1st Mar 2023	00:00
29	JSW Cement S/W	JSW Cement Fdr	132kV	4.000	3.050	7.160	27th Mar 2023	18:00
30	Karanjia	Karanjia	1x20+2x12.5=45	15.584	11.710	16.666	4th Mar 2023	19:00
31	Keonjhar GIS	Keonjhar GIS	2x20=40	12.772	8.975	13.796	26th Mar 2023	19:45
32	Keonjhar PG	PGCIL Stn. Tertiary	33 kV	0.037	0.037	0.037	1st Mar 2023	00:00
33	Nalda	Nalda Traction	132 kV	3.440	3.469	12.360	28th Mar 2023	13:00
34	Polasponga	ESIL Feeder	132 kV	15.194	10.201	22.581	5th Mar 2023	04:15
		MSP Feeder	132 kV	4.536	5.029	6.988	5th Mar 2023	15:45
		OSISL CGP Feeder	33 kV	0.000	0.613	2.232	11th Mar 2023	06:00
		Patnaik Steel CGP	33 kV	0.000	0.001	0.996	13th Mar 2023	10:30
		Palasponga Trac.	132 kV	6.903	6.907	21.205	30th Mar 2023	00:15
		Polasponga	1x40+2x20=80	19.140	14.761	25.372	29th Mar 2023	18:15
35	Rairangpur	Rairangpur	2x20+1x12.5=52.5	18.143	11.618	21.819	29th Mar 2023	19:00
36	RML Karakhendra	Karakolha	132kV	0.016	0.031	1.266	10th Mar 2023	17:45
37	Somnathpur	IMAMI Feeder	132 kV	7.031	6.256	8.669	21th Mar 2023	10:45
		Stork Feeder	132 kV	17.901	19.172	23.351	26th Mar 2023	10:45
		Somnathpur	2x12.5=25	5.184	4.062	5.716	15th Mar 2023	12:15
38	Soro	Soro	1x40+2x20=80	38.741	29.215	43.699	2nd Mar 2023	20:00
39	Telkoi	Telkoi	2x20=40	2.269	1.667	3.050	30th Mar 2023	21:30
40	Udala	Udala	2x40=80	11.280	8.606	12.240	4th Mar 2023	19:15
41	Chandikhol	Badachana Feeder	33kV	-11.391	-8.471	-12.522	25th Mar 2023	19:15
		Kundala Feeder	33kV	-1.578	-1.173	-1.860	26th Mar 2023	19:45
42	Joda	Joda-Tensa Feeder	33 kV	-8.831	-6.564	-10.358	9th Mar 2023	18:45
		TPNODL TOTAL ENERGY (MU)		**1074.9833**	**644.1756**	**1385.6523**		

ENERGY DRAWAL OF TPSODL CONTROL AREA GRID SUBSTATIONS FOR THE MONTH OF MARCH'2023								
Sl.No	Name of Sub Station	Name of Feeder	Installed Capacity	SMD	Average Drawal	MAX DEMAND		
			MVA	MW	MW	MW	Date	Time
1	Akhusingh	Akhusingh	2x12.5=25	11.317	6.666	12.542	5th Mar 2023	18:45
2	Aska	Aska	4x40=160	35.560	27.948	47.240	15th Mar 2023	08:15
3	Aska New	Aska New	1x40=40	13.357	9.456	15.111	2nd Mar 2023	18:30
4	Balimela	Balimela (220/33)	1x40+1x20=60	11.756	9.301	17.692	14th Mar 2023	15:30
5	Berhampur	Berhampur	2x40+1x20=100	39.022	33.059	45.000	24th Mar 2023	18:30
6	Bhanjanagar	Bhanjanagar	2x40+1x16=96	23.992	18.071	25.374	25th Mar 2023	20:00
7	Boudh	Boudh	2x20=40	7.696	4.682	12.144	30th Mar 2023	22:30
8	Chatrapur	IRE Feeder-1&2	132kV	8.175	7.751	9.875	6th Mar 2023	20:15
		Rambha Traction	132 kV	6.920	4.418	10.920	1st Mar 2023	04:30
		Chatrapur	3x20=60	24.020	19.736	30.343	27th Mar 2023	00:00
9	Chikiti	Chikiti	1x40=40	7.320	5.688	9.360	18th Mar 2023	18:15
10	Dabugaon	Dabugaon	2x12.5=25	9.156	6.221	11.632	13th Mar 2023	07:15
11	Digapahandi	Digapahandi	2x20+1x12.5=52.5	22.856	17.230	28.075	27th Mar 2023	18:30
12	Ganjam	GRASIM Ind. Ltd.	132kV	21.013	18.204	21.119	16th Mar 2023	16:15
		Ganjam	2x12.5=25	13.816	9.547	16.936	7th Mar 2023	19:15
13	G Udaigiri	G Udaigiri	1x20=20	5.299	0.000	8.072	26th Mar 2023	18:45
14	Gunupur	Gunupur	2x20=40	0.628	2.945	6.052	24th Mar 2023	18:45
15	Hinjli GIS	Hinjli GIS	2x20=40	6.850	0.000	8.954	29th Mar 2023	18:30
16	Jeypore PG	Jeypore PG Ter.	28KV	0.036	0.036	0.036	1st Mar 2023	00:00
17	Jayanagar	Jeypore Trac.	132 kV	24.360	13.120	33.400	17th Mar 2023	04:30
		Jayanagar	2x20+1x12.5=52.5	37.897	27.942	40.445	28th Mar 2023	11:15
18	Kalimela	Kalimela	2x20=40	7.389	5.131	8.496	29th Mar 2023	19:15
19	Kasipur	Kasipur(220/33)	1x20=20	1.112	0.791	2.224	12th Mar 2023	09:45
20	Laxmipur	Laxmipur RTSS	220kV	3.148	0.000	10.351	18th Mar 2023	03:15
		Laxmipur(220/33)	1x20=20	8.500	5.641	10.492	3rd Mar 2023	07:30
		Utkal Alumina Fdr-I&II	220kV	0.080	0.770	22.160	30th Mar 2023	04:45
21	Malkangiri	Malkangiri (220/33)	2x40=80	6.600	5.415	7.960	27th Mar 2023	22:45
22	Meenakshi s/w	Megalift Feeder	33kV	0.004	0.020	0.484	11th Mar 2023	13:30
23	Mohana	Mohana	2x12.5=25	6.984	4.828	7.740	9th Mar 2023	18:45
24	Muniguda	Muniguda	1x12.5=12.5	5.014	4.920	7.571	30th Mar 2023	19:00
		Bissam-Cuttack Tr	132 kV	9.800	6.423	22.880	13th Mar 2023	08:00
25	Narendrapur	TATA Feeder-I&II	220 KV	23.760	23.525	26.000	22th Mar 2023	20:15
		Narendrapur Trac	132 kV	3.520	4.424	11.120	2nd Mar 2023	17:00
		Narendrapur	3x40+1x20=140	29.644	25.438	34.068	31th Mar 2023	22:45
26	Nabarangpur	Nabarangpur	1x20=20	6.664	6.167	13.050	26th Mar 2023	10:00
27	Paralakhemundi	Paralakhemundi	3x12.5=37.5	13.888	11.161	16.828	10th Mar 2023	18:30
28	Phulbani	Phulbani	2x40+1x12.5=92.5	17.900	12.329	20.964	24th Mar 2023	19:15
29	Podagada	Podagada	1x12.5=12.5	11.677	7.949	13.776	1st Mar 2023	07:15
30	Potangi	Potangi	1x40=40	2.812	2.120	5.432	28th Mar 2023	07:00
31	Purushottampur	Purushottampur	1x20+2x12.5=45	14.174	11.590	17.822	31th Mar 2023	07:30
32	Rayagada	Rayagada Trac.	132 kV	8.360	5.664	16.360	26th Mar 2023	07:15
		Rayagada	2x12.5=25	10.816	8.729	14.932	22th Mar 2023	13:00
33	Sunabeda	HAL Feeder	132kV	8.200	4.737	11.248	17th Mar 2023	09:15
		Sunabeda	1x20+2x12.5=45	15.484	11.082	19.884	4th Mar 2023	07:15
34	Tentulikhunti	Tentulikhunti	3x20=60	15.666	9.485	17.078	1st Mar 2023	12:00
		Guhipita	33kV	0.000	0.385	1.742	20th Mar 2023	11:45
35	Therubali	JK Feeder	132kV	0.000	0.000	8.000	25th Mar 2023	19:30
		Bhalumaska Trac.	132kV	1.600	0.000	14.000	19th Mar 2023	13:15
		IMFA	132kV	40.520	0.000	48.560	27th Mar 2023	21:15
		Therubali	2x12.5=25	7.348	5.111	8.924	10th Mar 2023	09:00
36	Umerkote	Umerkote	2x20=40	33.228	22.084	35.184	5th Mar 2023	20:00
37	Balugaon	Khallikote Feeder	33kV	16.612	11.399	19.288	4th Mar 2023	18:30
38	Sonepur	Manamunda Feeder	33kV	12.700	8.962	13.832	29th Mar 2023	18:30
39	Tentulikhunti	Mukhiguda Fdr	33KV	-1.116	-0.532	-1.176	12th Mar 2023	17:45
		Vento Energy Solar	132 kV	0.080	0.045	0.280	2nd Mar 2023	18:15
40	Boudh	Aditya Birla Solar-I 33kV	33kV	0.000	0.000	25.643	21th Mar 2023	13:00
41	Damanjodi	Nalco	220kV	23.520	0.000	44.640	1st Mar 2023	20:45
		Nalco	132kV	26.560	0.000	30.680	1st Mar 2023	08:30
		TPSODL TOTAL ENERGY (MU)		**723.2935**	**348.0534**	**998.8398**		

SYSTEM DISTURBANCE IN THE MONTH OF MARCH-2023
(A) TRIPPING OF Line / EQUIPMENT WITHOUT LOAD LOSS

Sl. No.	Sub-Station	Date	from	To	Duration	Lines / Equipments / Generating Units Tripped	Relay Indication / Cause	Grid Sub-stations affected (it can be more than one)	Area interruption period	Remarks	Energy Loss (In MU)
1	Tentulikhunti	02-03-23	13:17	13:32	00:15	132kV Jayanagar - Tentulikhunti Circuit-I	O/C & E/F				
2	Jharsuguda	02-03-23	15:30	18:42	03:12	400kV Jharsuguda - OPGC circuit-I	Zone-1, B-ph to E, If=9kA, Dist-19km				
3	New Duburi	03-03-23	07:00	08:21	01:21	400kV New Duburi - Meramundali circuit-II	**At Meramundali end:-** Main 1: DTT Trip, IR= 0.26kA, IY= 0.25kA, IB= 0.0.26kA, Main 2: DTT Trip, IR= 0.26kA, IY= 0.26kA, IB= 0.26kA . **At New Duburi end:-** No tripping			DTT send from New Duburi end, CB did not trip at New Duburi end	
4	New Duburi	05-03-23	13:15	17:48	04:33	220kV New Duburi - Visa circuit-I	**At New Duburi end:-** Relat Trip, R ph pick up, E/F pick up, Zone-1, Carrier send, Dist-2.9km, IL1=10.41kA, IL2=0.36kA, IL3=0.40kA			No fault found on line patrolling as per M/s VISA Steel line inspection	
5	Bhograi	06-03-23	05:41	06:23	00:42	132kV Bhograi - Jaleswar feeder	**At Bhograi end:-** DP, Yph-E, Zone-1, Dist-15.9km, Ir=185A, IY=1.006kA, IB=88.09A, VR-69.29kV, VY-12.63kV, VB-74.96kV **At Jaleswar end:-** DP, Zone-1, Y ph to E, Dist-9.7km, IR=180A, IY=1.55kA, IB=88.7A, VR-66.8kV, VY-13.9kV, VB-73kV			Patrolling done but no fault found	
6	Therubali	08-03-23	13:47	13:49	00:02	220kV Therubali - Narendrapur circuit-II	**At Therubali end:-** L3-N, Zone-1, Dist-109.34km, IL1=54.99A, IL2=17.14A, IL3=1.51kA **At Narendraour end:-** A/R successful				
7	Sambalpur	09-03-23	21:12	21:25	00:13	132kV Burla - Sambalpur feeder	DP, Dist-5.6km, Y-E			The feeder was charged at 21:25hrs but Y-ph current was not shown at Sambalpur end. Hence H/T the line at Sambalpur end.	
8	Paradeep	10-03-23	00:45	11:40	10:55	132kV Paradeep - PPL Circuit-I	O/C ,R-ph, IL1-7.02kA, IL2-0.07kA, IL3-0.04kA				
9	Kesinga	10-03-23	17:30	17:48	00:18	132kV Kesinga - VAL feeder	DP				
10	Rajgangpur	10-03-23	19:20	19:37	00:18	132kV Rajgangpur - Railway circuit-I	Y-PH O/C Iy = 224.6 A				
11	Muniguda	10-03-23	20:29	20:49	00:20	132kV Muniguda - Lanjigarh feeder	Transient fault				
12	Kesinga	11-03-23	09:00	12:45	03:45	132kV Kesinga - VAL feeder	DP				
13	New Bolangir	11-03-23	09:17	17:10	07:53	132kV New Bolangir - Patnagarh circuit-I	B/U O/C &E/F relay. Relay details:- IL1=0.15kA, IL2=0.18kA, IL3=2.11kA			During the tripping time 132KV Balangir New-Patnagarh ckt-II was in service To meet the load demand.	
14	Muniguda	11-03-23	11:49	12:02	00:13	132kV Muniguda - Lanjigarh feeder	Transient fault				
15	New Bolangir	11-03-23	17:14	18:10	00:56	132kV New Balangir - Patnagarh Circuit-I	B/U O/C & E/F relay			During the tripping time 132KV Balangir New-Patnagarh ckt-II was in service To meet the load demand.	
16	Shamuka	12-03-23	04:34	04:34	00:00	132kV Shamuka - Atri feeder	**At Shamuka end:-** Fault Type - C-N, Distance- 21.7km, Zone-1, Ia=219.946A, Ib=497.563A, Ic=297.101A, (AR Successful) **At Atri end:-** Fault Type - C-N, Distance-30.12km, Zone-1, Ic=2.997kA, (AR Successful)			Source failure	
17	New Bolangir	12-03-23	08:52	13-03-23 16:24	31:32	132kV New Bolangir - Patnagarh circuit-I	B/U O/C & E/F relay. Relay details:- IL1=0.15kA, IL2=0.18kA, IL3=2.11kA			During the tripping time 132KV Balangir New-Patnagarh ckt-II was in service To meet the load demand. Fault found at Loc-71 and Feeder was declared Faulty.	
18	Rajgangpur	12-03-23	10:54	11:02	00:08	132kV Rajgangpur - Railway circuit-I	Y-PH O/C E/F				
			11:10	13:18	02:08	132kV Rajgangpur - Railway circuit-I	Y-PH O/C Iy = 362.4 A				
19	Kuarmunda	12-03-23	13:22	14:47	01:25	220kV Kuarmunda - Tarkera feeder	**At Kuarmunda end:**-E/F, B-ph, Zone-1, DP **At Tarkera end:-** DP1:- LOOP:- L3_E, Zone-1, Dist-8km, IL3=8.57kA, DP2:- Zone-1, Dist-6.869km, IC= 10.59kA, LOOP: C-N, MT				
20	Therubali	13-03-23	12:15	18:00	05:45	132kV Therubali - Rayagada feeder	**At Therubali end:-** AB-T, Ia=4.8kA, Ib=4.8kA, Ic=26A				
21	Rajgangpur	14-03-23	07:49	08:02	00:13	132kV Rajgangpur - Railway circuit-I	Y-PH O/C Iy = 229A				
22	Brajabiharipur	14-03-23	17:20	17:29	00:09	132kV Brajabiharipur - BPPL feeder	**At Brajabiharipur end:-** Distance L12-E Pick up. IL1=IL2=0.09kA, IL3=0.08kA				
23	Therubali	15-03-23	17:39	18:45	01:06	220kV Therubali - Indravati circuit-III	**At Therubali end:-** A-G, Zone-1, Dist-13.85km, Ia=4.5kA, Ib=115A, Ic=166A, Ig=1.66kA **At Indravati end:-** A-N, Zone-2, Dist-72.46km, Ia=935A				
			17:39	17:52	00:13	220kV Therubali - Gunupur Circuit-I	**At Therubali end:-** A-G, Zone-1, Dist-13.27km, Ia=2.9kA, Ib=41A, Ic=79A, Ig=2.87kA **At Gunuour end:-** A/R Successful				
24	Maneswar	16-03-23	09:21	09:57	00:36	132kV Maneswar - Sambalpur feeder	Trf-1 33kV Y-Phase LA Burst				
25	Therubali	16-03-23	13:54	17-03-23 09:16	19:22	220kV Therubali - Indravati circuit-III	**At Therubali end:-** C-G, Zone-1, Dist-13.32km, Ia=44A, Ib=32A, Ic=3261A, Ig=3206A **At Indravati end:-** C-G, Zone-2, Dist-128.7km, Ic=715.4A				
			13:54	15:15	01:21	220kV Therubali - Kashipur feeder	**At Therubali end:-** C-G, Zone-1, Dist-14.08km, Ia=26A, Ib=49A, Ic=3323A, Ig=3273A **At Kasipur end:-** C-G, Zone-2, Dist-74.9km, Ic=565.2A				
			13:54	14:18	00:24	220kV Therubali - Bhanjanagar Circuit-I	**At Therubali end:-** 87CX, 87DX, 87 BB				
			13:54	14:19	00:25	220kV Therubali - Laxmipur Circuit-I	**At Therubali end:-** 87CX, 87DX, 87 BB				
26	Aska New	16-03-23	16:52	17:05	00:13	220kV Aska New - Bhanjanagar circuit-II	E/F, Y ph to E				
27	Tarkera	17-03-23	05:56	15:02	09:06	220kV Tarkera - Bonai feeder	MT				
28	Lapanga	16-03-23	23:18	17-03-23 18:50	19:32	220kV Lapanga - Katapali circuit-II	**At Lapanga end:-** Insulator string of Y ph broken at LOC no 191, DP Operated, Dist-63.4km(142.5%), Zone-3 **At Katapali end:-** Yph-Bph-G, Dist-2.858km, Zone-1, IL2-9.1kA, IL3-9.1kA				
29	Bhograi	17-03-23	02:37	03:43	01:06	132kV Bhograi - Kuchei feeder	**At Bhograi end:-** DP, Rph-E, Zone-1, Dist-2.4km, Ir=1.86kA, IY=0.128kA, Ib=0.265kA, VR-6.93kV, VY-83.72kV, VB-81.234kV **At Kuchei end:-** DP, Zone-1, R-ph to E, Dist-76.61km, IR-975A, IY-105A, IB-261A, VR-65.33kV, VY-76.06kV, VB-73.36kV			Patrolling done but no fault found	
30	Tarkera	17-03-23	15:44	15:44	00:00	220kV Tarkera - Kuarmunda feeder	**At Tarkera end:-** DP1:- LOOP:- L3_E, Zone-1, Dist-6.8km, IL3=9.7kA, DP2 : Zone-1, Dist-7.66km, IC= 9.188kA, LOOP:- C-N **At Kuarmunda end:-** DP: Loop=C-N, Dist :- 18.06km, IC=1.589kA				
31	Balasore	18-03-23	15:17	20:31	05:14	132kV Balasore - Basta feeder	**At Balasore end:-** Bph-N, Zone-I, Dist-5.18km, Fault current Ir-14A, Iy-88A, Ib-7170A **Basta end:-** Bph-N, Zone-II, Dist-26.93km, Fault current Ir-23.06A, Iy-87.39A, Ib-1.16kA			Patrolling of the line was done by Jaleswar team & no fault was found.	
32	Tarkera	18-03-23	16:21	20:56	04:35	220kV Tarkera - Rengali feeder	**At Tarkera end:-** DP1:- LOOP:- L3_E, Zone-1, Dist-12.296km, IL3=19.336kA, DP2 :TRIP Zone-1, Dist-12.83km, IC= 19.35kA,LOOP:- C-N, FAULT IN ZONE-4, MT **At Rengali end:-** DP:- Loop=C-N, Dist-110.3km, IC=1.636kA				
33	Tarkera	18-03-23	16:28	16:28	00:00	220kV Tarkera - PGCIL circuit-II	**At Tarkera end:-** DP1:- LOOP:- L1_E, Zone-1, Dist- 0.8km, IL3=15.81kA, DP2 : Zone-1, Dist-0.65km, IA= 14.82kA ,LOOP:- A-N , **At PGCIL end:-** DP: Loop=R-N, Dist-19.14km, IC=5.5kA, Zone-2				
34	Jayanagar	18-03-23	17:35	17:49	00:14	220kV Jayanagar - Balimela circuit-III	B-N, Zone-1, Dist-83km, If-1.9kA				
35	Therubali	18-03-23	17:44	18:42	00:58	220kV Therubali - U.Kolab feeder	**At Therubali end:-** A-N, Zone-1, Dist-56.04km, Ia=2.62kA, Ib=56A, Ic=53A **At U.Kolab end:-** R-phase fault, Zone-1, Dist-73.17km, Ia=2.03kA, Ib=12.76A, Ic=38.5A				
36	Meramundali	18-03-23	17:55	18:11	00:16	220kV Meramundali - TATA Steel circuit-I	**At Meramundali end:-** E/F, IR=244.1A, IY=288.3A, IB=92.08A				
37	Chainpal	18-03-23	18:04	18:32	00:28	132kV Chainpal - TTPS circuit-II	Tripped on Distance Pritection relay from TTPS end. Distance indication 10.82km.				
38	Jayanagar	18-03-23	18:45	19:24	00:39	132kV Jayanagar - Nabrangpur feeder	A-B-C-N, Zone-1, Dist-21.59km, Ia-4.15kA, Ib-4.4kA, Ic-3.9kA				
39	Meramundali	18-03-23	19:04	19-03-23 03:25	08:21	220kV Meramundali - TATA Steel circuit-II	**At Meramundali end:-** Main 1:-R-E, IR= 16.85kA, Main II:- R-E, IR= 19.31kA, Dist-3km			Line charged after the replacement of the Y-Phase LA at TATA BSL end.	
40	Meramundali	18-03-23	19:22	19-03-23 18:05	22:43	400kV Mendhasal - Meramundali circuit-I	**At Mendhasal end:-** Zone -1, Dist=17.8km, L2-E loop, II2=8.89kA **At Meramundali end:-** Y-E, IY=3.84kA, Dist=85.7km, Zone-1, A/R Unsuccessful				
41	Podagada	18-03-23	19:59	20:10	00:11	132kV Podagada - Rayagada feeder	Tripped on General Trip, R-Y- B-phase fault, Zone-1 Trip, Dist-74.9km, IL1= 1.08kA, IL2= 1.11kA, IL3=1.85kA, Pickup time=60ms, Trip time=1ms				
42	Paradeep	18-03-23	21:22	22:19	00:57	132kV Paradeep - IFFCO Circuit-II	O/C, R-PH, IL1-5.13kA, IL2-0.09kA, IL3-0.09kA	NIL	NIL		
43	Rairangpur	19-03-23	00:00	18:27	18:27	132kV Rairangpur - Bangiriposi feeder	Zone-1, R-ph, R-N ,Dist-9.528km, IA=510.5A, IB=447.5A, IC=572.8A				
44	Rajgangpur	20-03-23	00:19	00:35	00:16	132kV Rajgangpur - Bamra feeder	AGT, IA=2129A, IB=181A, IC=282A, IG=1668A, MT operated, Zone-1, Dist-0.37km				
			00:19	01:06	00:47	132kV Rajgangpur - Kutra feeder	AGT, IA=858A, IB=196A, IC=130A, IG=535A, MT operated, Zone-1, Dist-0.7km				
45	Budhipadar	20-03-23	07:38	16:52	09:14	132kV Budhipadar - MCL circuit-II	**At Budhipadar end:**- D/P, Zone-2, F.L-R Ph to E, Dist-19.95km, IL1-4.854kA				
			07:38	08:06	00:28	132/33kV 12.5 MVA TFR-II	LBB operated due to fault in MCL-II				
46	Tarkera	21-03-23	08:03	31-03-23 03:12	235:09	220kV Tarkera - Bonai feeder	MT				
			08:18	01-04-23 18:12	273:54						
47	Nimapara	20-03-23	16:05	18:04	01:59	132kV Nimapara - Samangara feeder	**At Nimapara end:**- O/C, Yph to E/F, Zone-1, Ia=807A, Ib=3.476kA, Ic=674A, Dist-11.53km, A/R Blocked **At Samangara end:**- Zone-1, Yph to E/F, Ib=0.78kA, Dist-13.7km, A/R Blocked				
48	Jagasinghpur	20-03-23	19:06	19:13	00:07	132kV Jagasinghpur - Tirtol feeder	At 07:06 Hrs 132kV Gorekhnath Traction fdr was charged & immediately 132kV Tirtol-Jagasinghpur Line tripped from Tirtol end with following relay indication:- Zone-2, Iy = 1.919kA, Dist-27.5km			Jagatsinghpur GSS availed P/S from Tirtol end at 07:13 Hrs keeping 132kV Gorekhnath Traction fdr in off condition.	
49	Agarpada	21-03-23	10:05	10:34	00:29	132kV Agarpada - Anandapur feeder	**At Agarpada end:**- Zone-1 trip, Dp relay tripped, R-ph pickup, Dist-14.9km, Ia=1.92kA, Ib=0.12kA, Ic=0.20kA **At Anandapur end:**- Zone-1 trip, Dp relay tripped, R-ph pickup, Dist-18.03km, Ia=2.467kA, Ib=0.105kA, Ic=0.188kA				
50	Nuapatna	21-03-23	10:59	15:38	04:39	132kV Nuapatna - Arati feeder	**At Nuapatna end:**- R-ph and B-ph O/C, Ir=1.876kA, Iy=89.32A, Ib=1.818kA, E/F, Zone-1, Dist-24.33km				
51	Lapanga	21-03-23	11:01	22-03-23 14:01	27:00	400kV Lapanga - Meramundali circuit-II	**At Lapanga end:**- Bph-G, Dist-200.1km, Zone-2, IL1-0kA, IL2-0.12kA, IL3-2.5kA **At Meramundali end:**- Bnh-G. Dist-4km. Zone-1. IL1-0kA. IL2-0kA. IL3-20.89kA				
52	New Duburi	21-03-23	14:23	16:07	01:44	220kV New Duburi - Paradeep circuit-I	**At New Duburi end:**- General trip,Y ph & B ph Trip, Zone-1B Trip, Dist-86.7km, IL1=0.09kA, IL2=2.38kA, IL3=2.31kA, Distance pick up L 2 to L3 **At Paradeep end:**- Dist-21.3km, L2 to L3 fault			No fault found during line patrolling, Heavy lightning and rain at Paradeep end.	
53	Khajuriakata	21-03-23	15:39	18:16	02:37	132kV Khajuriakata - Meramundali feeder	**At Khajuriakata end:**- Zone-1, dist-12km, If=1.318kA **At Meramundali end:**- Zone-1, dist-16.26km, If=5.523kA				
54	Kesinga	22-03-23	12:21	12:44	00:23	132kV Kesinga - VAL feeder	DP				
55	Muniguda	22-03-23	12:21	12:29	00:08	132kV Muniguda - Lanjigarh feeder	Transient fault				
56	Bhadrak	22-03-23	15:18	19:06	03:48	220kV Bhadrak - New Duburi feeder	**At Bhadrak end:**- Tripped on SOTF. Auto reclose operated, A/R success. Distance protection relay operated Zone-1, A ph pick up, fault location=32.64km, IA= 2.426kA, IB= 180A, IC= 183.7A **At New Duburi end:**- DP, Zone-1, R Ph pick up, E/F Pick up. Fault location-33.7km, Ia =4.72kA, Ib=0.02kA, Ic=0.02kA				

Sl. No.	Sub-Station	Date	from	To	Duration	Lines / Equipments / Generating Units Tripped	Relay Indication / Cause	Grid Sub-stations affected (it can be more than one)	Area interruption period	Remarks	Energy Loss (In MU)
57	Budhipadar	22-03-23	16:53	23-03-23 22:06	29:13	220kV Budhipadar - Korba circuit-I	DP, Zone-1, Yph to E, Dist-2.5km, If=18.06kA				
58	Muniguda	23-03-23	11:43	11:49	00:06	132kV Muniguda - Lanjigarh feeder	Transient fault				
59	Mendhasal	24-03-23	07:20	16:10	08:50	315MVA ICT - 2	3phase to ground fault , 861 opt..86 2 opt.86, buchhoz trip flag optd. **400kv side:-** backup O/C and E/F I1- 0.06KA, I2= 0.1KA, I3= 0.04KA trip time= 98mili sec. **220kV side:-** I1= 5.5kA, I2= 5.7kA, I3= 5.4kA, trip time= 72milisec				
60	Kesinga	24-03-23	13:11	13:22	00:11	132kV Kesinga - VAL feeder	DP				
61	Nimapara	24-03-23	14:58	14:58	00:00	132kV Nimapara - Chandaka feeder	**At Nimapara end**:- Zone-1, Rph to E/F, Ia=1.16kA, Ib=245A, Ic=329.1A, Dist=23.11km, A/R Successful **At Chandaka end**:- Zone-1, Rph to E/F, Ia=3.397kA, Ib=233.2A, Ic=329.1A, Dist-24.56km, A/R Successful				
62	Digapahandi	24-03-23	21:21	21:28	00:07	132kV Digapahandi - Berhampur SC Line	**At Digapahandi end**:- DP relay optd. Zone -1, Dist-17.67km, Fault current:- Ia=6A, Ib-2180A, Ic- 6A, Ie=2187A			The said line is idle charged from Digapahandi GSS.	
63	Lapanga	25-03-23	12:12	16:18	04:06	220kV Lapanga - Katapali circuit-II	**At Lapanga end**:- Bph-G, Dist-33.87km, Zone-2, IL1-0.4kA, IL2-0.59kA, IL3-3.524kA **At Katapali end**:- Tripped				
			12:17	12:30	00:13	132kV Lapanga - Burla circuit-II	**At Lapanga end**:- O/C, IL1-0.5kA, IL2-0.53kA, IL3-0.54kA, Zone-3 **At Burla end**:- Tripped				
64	Agarpada	25-03-23	12:37	15:00	02:23	132kV Agarpada - Bhadrak feeder	**At Agarpada end**:- Zone-1 trip, Dp relay tripped, R-ph pickup, Distance-9.5km, Ia=1.53kA, Ib=0.05kA, Ic=0.07kA **At Bhadrak end**:- Zone-1 trip, Dp relay tripped, R-ph pickup, Dist-12.35km, Ia=4.238kA. Ib=0.072kA. Ic=0.091kA				
65	Jajpur Town	25-03-23	17:48	20:38	02:50	132kV Jajpur Town - Jajpur Road feeder	**At Jajpur Town end:**- DP, Zone-2, Dist-7.78km, Ir=5.36A, Iy=5.7A, Ib=5.27kA				
66	Joda	26-03-23	01:15	01:50	00:35	220kV Joda - Telkoi feeder	**At Joda end**:- DP Relay(Main-I):- trip phase:- L3-N, Zone-1, Dist=2.285km, Fault Current:- Ia=36.34A, Ib=36.63A, Ic=3.175kA, DP Relay (Main-II):- trip phase:- CGT, A/R Success, Zone-1, Dist=2.59km, Fault Current:- Ia=275A, Ib=349A, Ic=6.35kA, IG=6.95kA **At Telkoi end**:- DP Main 1:- DP relay:- ABC Trip Zone-I, Dist=78.57km, Fault Current:- Ia=245.8A, Ib=350.9A, Ic=1.09kA				
67	Kuarmunda	26-03-23	15:05	16:21	01:16	220kV Kuarmunda - Tarkera feeder	**At Kuarmunda end:**- E/F, B-ph, Zone-1, DP **At Tarkera end**:- DP1:- LOOP:- L3_E, Zone-1, Dist-6.6km, IL3=11.04kA, DP2:- Zone-1, Dist-6.65km, IC= 11.05kA, LOOP : C-N, MT				
68	Bargarh	26-03-23	15:27	15:54	00:27	132kV Bargarh - Thupali feeder	**At Bargarh end**:- IB=3.1kA, Dist=0.51km, Y-E **At Thuapali end**:- IL2=1.67kA, Dist=34.2km, Y-E				
69	Goda	26-03-23	16:13	16:36	00:23	220kV Goda - Meramundali B feeder	Tripped on Distance protection, F.L : B-N, Zone-I, Dist-16.69km, Ir=27.69A, Iy=27.52A, Ib=3.92KA			Line test charge done after consulting line authority and it stood ok.	
70	Tentulikhunti	27-03-23	12:47	13:30	00:43	132kV Tentulikhunti - Solar feeder	Tripped because of CB malfunction				
			14:57	15:48	00:51						
71	Rengali	27-03-23	17:10	17:19	00:09	220kV Rengali - Deogarh feeder	B/U Relay Operated, Ia=185.8A, Ib=1057.6A, Ic=65.4A, In=823.7A, Ig=835.44A			220kV Rengali- Deogarh fdr auto-tripped at Rengali end only	
72	Balasore	28-03-23	16:08	18:27	02:19	220kV Balasore -New Duburi feeder	**At Balasore end:**- Main-I:- A-N, Zone-1, Dist-98.42km, fault current-Ia=1.326kA, Ib=4.23A, Ic=38.8A, Main-II:- Fault Loop-L1-N, Zone-1, Dist-108.31km, Fault current IL1=1411.24A, IL2=11.33A, IL3=37.21A **At New Duburi end:-** Main-I:- R-ph Trip, Zone-I, fault distance was not shown in relay, fault current- Ir=6.14kA, Main-II:- R-ph Trip, Zone-I, Dist-21.08km, Fault current Ir=6.2kA			Patrolling of the line was done by 220kV Line S/D team & no fault was found.	
73	Balasore	29-03-23	15:58	19:07	03:09	220kV Balasore -New Duburi feeder	**At Balasore end:**- Main-I:- A-N, Zone-1, Dist-99.04km, fault current-Ia=1.328kA, Ib=50.27A, Ic=69.39A, Main-II:- Fault Loop-L1-N, Zone-1, Dist-112.32km, Fault current IL1=1312.6A, IL2=43.07A, IL3=62.25A **At New Duburi end:**- Main-I:- R-ph Trip, Zone-I, Dist-21km, fault current-Ir=6.31kA, Main-II:- R-ph Trip, Zone-I, Dist-20.49km, Fault current Ir=6.273kA			Patrolling of the line was done by 220kV line S/D team & no fault was found.	
74	Goda	29-03-23	16:25	17:45	01:20	132kV Goda - Kamakhyanagar feeder	Tripped on Distance protection, F.L : B-N, Zone-I, Dist-19.16km, Ir=399A, Iy=275A, Ib=3.57kA			Line test charge done after rain & lightning and consulting line authority and it stood ok.	
75	Duburi	29-03-23	16:28	17:45	01:17	132kV Duburi - Kalarangi feeder	**At Kalarangi end**:- DP, Zone-1, Bph-E, Dist-8.2km, IL3-3.076kA				
76	New Duburi	29-03-23	17:19	17:19	00:00	220kV New Duburi - Maithan feeder	**At New Duburi end**:- Any Trip, R-ph trip, E/F Pick up, Zone-1, Dist Pick up, IL1=14.21kA, Dist-2.2km, 1-Pole Open L1 OFF, Distance trip send **At Maithan end:**- R-ph pick up, IR=2.79kA, IY=1.0kA, IB=1.78kA, Vab=8.23kV, Vbc=10.89kV, Vca=8.61kV				
77	Kesinga	30-03-23	09:40	09:55	00:15	132kV Kesinga - VAL feeder	DP				
78	Laxmipur	30-03-23	10:03	10:24	00:21	220kV Laxmipur - Aditya circuit-I	B-PH-N, Zone-3, Fault current-1.105kA, Dist-47.44km				
			13:20	13:37	00:17		B-PH-N, Zone-3, Fault current-1.105kA, Dist-47.44km				
			14:06	17:08	03:02		B-PH-N, Fault current-1.105kA				
79	Jajpur Town	30-03-23	16:50	20:59	04:09	132kV Jajpur Town - Jajpur Road feeder	**At Jajpur Town end:**- DP, Zone-1, Dist-3.473km, Ir=6.17A, Iy=7.16kA, Ib=4.98A				
80	Lapanga	30-03-23	23:31	23:58	00:27	220/132kV Auto-II	HV- Pick up in Differential LV - Pick up in Over Current				
81	Hirakud	30-03-23	23:32	31-03-23 08:52	09:20	132kV Burla PH - Hirakud - Lapanga T feeder	Incoming failure			Alternate source availed from 33kV Burla PSS	
82	Rengali PH	31-03-23	02:21	04:10	01:49	220kV Nalco - Rengali PH feeder	DP				
83	Angul	31-03-23	02:31	01-04-2023 13:27	34:56	132kV Angul - TTPS feeder	Y ph to E, Dist-2.2km, If=9.69kA				
84	Meramundali	31-03-23	02:38	04:01	01:23	220kV Meramundali - NALCO circuit-I	**At Meramundali end**:- Main 1:- B-E, IB=15.87kA, Dist=6.39km, Zone-1, SOTF **At NALCO end**:- B-E, Zone-2, IB=2.68kA, DP Operated, M/T				
85	Barkote	31-03-23	02:50	15:10	12:20	220kV Barkote - Deogarh feeder	**At Barkote end**:- Trip phase- RYB, Zone-2, fault location-19.78km, Ia- 183A, Ib- 176.5A, Ic- 122.1A **At Deogarh end**:- Loop- L2-E, Dist-18km, Zone-2, IL1- 0.14kA, IL2- 0.16kA, IL3- 0.10kA				
86	Mendhasal	31-03-23	03:03	13:53	10:50	400kV Mendhasal - Meramundali circuit-I	**At Mendhasal end:**- main 1 and main 2 prot. Opd Ir=4.61kA, Iy=4.59kA, Ic=0.09kA, Dist=82.3km **At Meramundali end:** - Ir=13.93kA, Iy=13.50kA, Zone-1, Dist=18.5km				
87	Meramundali	31-03-23	04:01	12:33	08:32	220kV Meramundali - NALCO circuit-I	**At Meramundali end**:- B-E, IB=16.3kA, Dist-6.64km				
88	New Duburi	31-03-23	04:03	04:03	00:00	220kV New Duburi - Old Duburi circuit-I	**At New Duburi end**:- General trip, R-ph pick up, Zone-1 Trip, A/R Closed, Dist Pick-L1E, PU Time=59ms,Trip Time=0ms, Dist=1.9km, IL1=13.17kA, A/R Command on **At Duburi end**:- Active Group-1, Start ph A, Trip ph A, Zone-1, Fault LOC =3.886km, IA=6.191kA, IB=178.2A, IC=98.32A, A/R Successful				
89	Salipur	31-03-23	15:47	10:47	19:00	132kV Salipur -OCL feeder	**LDP Relay(Micom Alstom P442),** Active Group 2, Started Phase AN, Tripped Phase A B C, Started Elements Distance, Dist. Trip Zone 1, Fault Duration 73.60 ms, Relay Trip Time 80.29ms, Fault Location 10.92km, Ia=3.260kA Ib=44.37A Ic=42.83A, Van=24.05kV Vbn=75.19kV Vcn=73.89kV, Fault Resistance 2.173 Ohm			Insulators punctured at Loc.no.63(R-phase)	
90	New Duburi	31-03-23	16:49	16:49	00:00	400kV New Duburi - Pandiabil feeder	**At New Duburi end:**- General-Trip, Y-ph pick up, Zone-1 Trip, Dist Pick-L2E, PU Time=59ms, Trip Time=14ms, Dist=104.6km, IL2=3.13kA **At Pandiabil end**:- Y-G FAULT, DIST.=26.7KM, IF=6.29KA				
91	New Duburi	31-03-23	16:49	18:21	01:32	400kV 125MVAR Bus Reactor	No Indication			No physical fault found	
92	Kesinga	31-03-23	17:05	17:11	00:06	132kV Kesinga - VAL feeder	O/C				
93	Meramundali	31-03-23	18:11	19:04	00:53	220kV Meramundali - Kaniha circuit-II	**At Meramundali end**:- B-E, Zone-2, Dist-37.15km, IB=4.844kA, A/R Successful **At Kaniha end:-** Zone-1. B-E. Dist-4.2km, IB=14.17kA				

SYSTEM DISTURBANCE IN THE MONTH OF MARCH- 2023
(B) TRIPPING OF Line / EQUIPMENT WITH LOAD LOSS

Sl. No.	Sub-Station	Date	From	To	Duration	Lines / Equipments / Generating Units Tripped	Relay Indication / Cause	Grid Sub-stations affected (it can be more than one)	Area interruption period	Remarks	Energy Loss (In MU)
1	Palasponga	02-03-23	08:15	08:18	00:03	132kV Joda - Palasponga feeder 132kV Denkikote - Karanjia feeder	Back up relay- AG T, IA=499.6A, IB=422.0A, IC=325.7A, In=0.03A, Ig=5.46A Incomer failure from Karanjia end	Palasponga,Palasponga RTSS, MSP,OSIL,Karanjia, Dhenkikote	00:03		0.001875587
2	Kantabanji	02-03-23	16:00	16:05	00:05	132kV Kantabanji - RTSS feeder	O/C	Kantabanji RTSS	00:05		0.000261216
3	Rajnagar	03-03-23	11:26	11:37	00:11	132kV Rajnagar - Pattamundai circuit-I 132kV Rajnagar - Pattamundai circuit-II 132kV Olavee - Pattamundai Circuit - I & II	132kV P/S failed from source 132kV P/S failed from source Incomer failed from Pattamundai Gss end	Pattamundai,Rajnagar, Olavee, Chandbali	00:09		0.002555926
4	Kantabanji	04-03-23	07:53	08:01	00:08	132kV Kantabanji - RTSS feeder	O/C	Kantabanji RTSS	00:08		0.000417946
5	Samangara	04-03-23	12:22 12:22	12:24 12:26	00:02 00:04	132kV Samangara - Nimapara feeder 132kV Nimapara - Pratapasan feeder	Source failure **At Nimapara end:-** Yph to Bph, Dist=-239km **At Pratapasan end:-** Zone-1, Bph to E/F, Ia=358.9A, Ib=577.4A, Ic=3.71kA, Dist=17.55km, A/R successful	Samangara Konark	00:02 00:04		0.000954183
6	Dhenkanal	05-03-23	00:46	01:06	00:20	132kV Dhenkanal - Meramundali feeder 132kV Dhenkanal - Khunmuni feeder 132kV Dhenkanal - Khajuriakata - Nuapatna T line 132kV Dhenkanal - Joranda Road Traction feeder 132/33kV 40MVA TFR-I 132/33kV 40MVA TFR-II 132/33kV 40MVA TFR-III	**At Dhenkanal end:-** Fault Loop R-N, Zone-1, Dist-17.16km, IR-635.3A, IY-3.582A, IB-0A **At Meramundali end:-** Fault Loop-R-N, Zone-1, Dist-24.35km, IR-3.08kA P/S FAIL No Indication P/S FAIL	Dhenkanal,Joranda Road RTSS	00:20	132kV MRDL line tripped on fault & 132kV T-line tripped at K.KATA grid end. So no power supply to DKL grid. During this period Khunmuni grid was availing power supply from DKL grid.	0.012937332
7	Joda	05-03-23	10:52 10:53	11:29 17:47	00:37 06:54	220kV Telkoi - TTPS feeder 220kV Joda - Telkoi feeder	Tripped on distance protection from TTPS end while CB of said feeder was in closed condition at Telkoi end. **At TTPS end:-** (1) Started phase B C (2) Trip Zone-1 (3) IA=130.5A, IB=2.756KA, IC=2.641KA (4) Fault location-95.04KM **At Telkoi end:-** (1) Started phase A B C (2)Start Elements Distance (3) Overcurrent Start I > 3 (4) Tripped Elts No (5) Fault duration 48.29ms (6)IA=126.8A, IB=2.769KA, IC=2.659KA (7) Fault in zone None **At Joda end:-** DP Relay (Main- 1)- ABC trip, Zone-1, Dist=-76.01km, Fault Current:- Ia=121.1A, Ib=1.652kA, Ic=1.751kA, VAN=129.2kV, VBN=85.68kV, VCN=83.98kV, DP Relay(Main II):-BCT Trip, Zone-1, Fault Current:-A-100A, B-1696A, C-1778A, N-16A & G-14A **At Telkoi end:-** DP Main 1:- DP relay:- ABC Trip Zone-1, Dist=19.09km, Fault Current:- Ia=118.9A, Ib=2.763kA, Ic=2.658kA	Telkoi	00:37	The said feeder tripped simultaneously at TTPS end during tripping of 220KV Telkoi-Joda feeder.	0.00102776
8	Konark	06-03-23	12:20	12:25	00:05	132kV Konark - Nimapara Incomer feeder	Incomer failure	Konark	00:05		0.00102776
9	Pottangi	08-03-23	17:02	17:19	00:17	132kV Sunabeda - Pottangi feeder	P/S failed from sunabeda end due to incomer failure from Jayanagar	Sunabeda,HAL Feeder,Pottangi	00:17		0.005082767
10	Bhawanipatna	09-03-23	17:10	17:17	00:07	132kV Bhawanipatna - RTSS feeder	O/C	Bhawanipatna RTSS	00:07		0.000766219
11	Karanjia	09-03-23	18:22	18:42	00:20	132kV Karanjia - Rairangpur feeder 132kV Dhenkikote - Karanjia feeder	**At Rairangpur end:-** Y phase to N, Zone-1, fault distance-12.60km, IR-279.6A, IY-1.702kA, IB-114.4A Incomer failure from Karanjia end	Karanjia,Dhenkikote	00:20		0.002109492
12	Muniguda	09-03-23	20:30	20:31	00:01	132kV Muniguda - RTSS feeder	Over Load	Muniguda RTSS	00:20		0.002140896
13	Bimaharajpur	10-03-23	22:38	22:42	00:04	132kV Birmaharajpur - Sonepur feeder	Incomer failure	Sonepur,Binaith	00:04		0.00090647
14	New Bolangir	11-03-23	09:38	09:42	00:04 00:00 00:00	132kV Nuapada - Padampur feeder 132kV New Bolangir - Patnagarh circuit-II 132kV Padampur - Patnagarh Incomer feeder	Source failure B/U O/C & E/F relay Source Failure	Nuapada,Nuapada RTSS,Patnagarh, Padampur	00:04	Tripped during trial charging of 132KV Balangir New-Patnagarh ckt-I. 132kV Balangir New-Patnagarh Circuit I & II Tripped from Balangir New end.	0.006546258
15	Kantabanji	11-03-23	16:13	16:15	00:02	132kV Kantabanji - RTSS feeder	O/C	Kantabanji RTSS	00:02		0.000104487
16	New Bolangir	12-03-23	12:30 12:31 12:33	12:36 12:37 12:37	00:06 00:06 00:04	132kV Nuapada - Padampur feeder 132kV Padampur - Patnagarh Incomer feeder 132kV New Bolangir - Patnagarh circuit-II	Source failure Source Failure B/U O/C & E/F relay	Nuapada,Nuapada RTSS,Patnagarh, Padampur	00:06		0.009819387
17	Kantabanji	14-03-23	05:00	05:01	00:01	132kV Kantabanji - RTSS feeder	O/C	Kantabanji RTSS	00:01		5.22433E-05
18	BC Mohanty	14-03-23	22:16	22:30	00:14	132kV BC Mohanty - Tomka RTSS feeder	B/U optd. Ia=0.24KA, Ic=0.24KA	Tomka RTSS	00:14		0.001316599
19	Joda	15-03-23	05:43	06:06	00:23	132kV Joda - Palasponga feeder	**At Joda end:-** DP Relay:- B-Ph trip, Zone-1, Dist=39.81km, Fault Current:- Ia=150.5A, Ib=429.95A, Ic=2.509A, VAN=74.9kV, VBN=76.03kV, VCN=60.81kV, B/U Relay:- Ia=0.01kA, Ib=0.01kA, Ic=2.32kA **At Palasponga end:-** DP relay:- Zone-1, Dist=-5.94km, Fault Current:- Ia=157A, Ib=4.29A, Ic=507A, Ig=1.033kA	Palasponga,Palasponga RTSS,MSP,OSIL	00:23		0.014379501
20	New Bolangir	15-03-23	17:02 17:04 17:04	17:13 17:12 17:17	00:11 00:08 00:13	132kV New Bolangir - Patnagarh circuit-II 132kV Nuapada - Padampur feeder 132kV Padampur - Patnagarh Incomer feeder	B/U O/C & E/F relay Source failure Source Failure	Nuapada,Nuapada RTSS,Patnagarh, Padampur	00:10	During the tripping time 132KV Balangir New-Patnagarh ckt-I was in service To meet the load demand.	0.016365645
21	Akhusingh	16-03-23	15:34	15:42	00:08	132kV Akhusingh - Rayagada feeder	Machkund Incoming failed	Akhusingh	00:08		0.000888812
22	Bhanjanagar	16-03-23	17:05 17:04 17:05 17:05 17:05 17:05 17:05 17:05 17:05 17:05 17:05 17:05 17:05 17:05 17:05 17:05	18-03-23 19:52 17:24 17:20 17:23 17:23 17:25 17:27 17:32 17:34 17:34 17:35 17:35 17:35 17:35 17:35 18:44	51:00 00:20 00:15 00:18 00:18 00:20 00:22 00:27 00:29 00:29 00:30 00:30 00:30 00:30 00:30 01:39	220kV Bhanjanagar - Aska circuit-II 220kV Meramundali - Bhanjanagar feeder 220kV Mendhasal - Bhanjanagar feeder 220kV Bhanjanagar - Therubali circuit-I 220kV Bhanjanagar - Therubali circuit-II 220kV Narasinghpur - Bhanjanagar circuit-II 220kV Bhanjanagar - Nayagarh feeder 220/132kV 160MVA Auto-II 220kV Aska New - Bhanjanagar circuit-I 220/132kV 160MVA Auto-I 220/132kV 160 MVA Auto-1 220/132kV 160 MVA Auto-2 132kV G Udayagiri - Bhanjanagar feeder 132kV G Udayagiri - Phulbani feeder 220kV Aska New - Bhanjanagar circuit-II	Test charge tried at 17:05 hrs form BNJR end but didn't stand and simultinously all the 220 kv feeders are tripped from their end. **At Meramundali end:-** Main I: Y-B, IY= 1.793kA, IB= 1.378kA, Zone-2, Dist= 167.3km, Main II: Y-B, IY= 1.741kA, IB= 1.074kA Ia=0.12kA, Ib=1.00kA, Ic=0.94kA, Dist-223km **At Theruball end:-** BC-T, Zone-2, Dist-196.5km, Ia=191A, Ib= 1.16kA, Ic=1.1kA **At Theruball end:-** BC-T, Zone-2, Dist-197.4km, Ia=190A, Ib= 1.16kA, Ic=1.1kA **At Narasinghpur end:-** Zone-3, Dist: 158.9km (Erratic), Ir=254.5A, Iy=1.34kA, Ib=1.15kA BB protection & LBB optd BB protection & LBB optd Supply failed from Bhanjanagar end Supply failed from Bhanjanagar end BB protection & jumper snapped at lnc no 52 of B-Ph & L/C issued	G Udayagiri	00:30	Charged and stood ok	0.001671028
23	Jayanagar	16-03-23	17:55	18:01	00:06	132kV Jayanagar - Railway feeder	A-C-N, Zone-1, Dist-76.4km, Ia=1.825kA, Ic=1.826kA	Jayanagar RTSS feeder	00:06		0.006559933
24	Barbil	17-03-23	01:37	01:55	00:18	132kV Barbil - KSP(RML) feeder	**At Barbil end:-** Fault-E/F, Relay- Master 86(A),86(B), Fault Current:- Ia-72A, Ib-3.01kA, Ic-165A, Ig-3.2kA	KSP(RML)	00:18		0.00231294
25	Budhipadar	17-03-23	08:22	08:52	00:30	132kV Budhipadar - MSP feeder	**At Budhipadar end:-** B/U relay operated, Alarm B-C Ph loop, trip C phase, M/T operated	MSP	00:30		0.006559933
26	Padampur	18-03-23	14:48 14:48	19-03-23 18:07 15:07	27:19 00:19	132kV Nuapada - Padampur feeder 132kV Padampur - Patnagarh Incomer feeder	Phase-CN, Zone-1, Ia=151.7A, Ib=81.37A, Ic=1.79kA Phase-AN, Ia=218.7A, Ib=305.7A, Ic=1.409KA	Patnagarh Padampur	00:37 00:19		0.021532722
27	Meramundali	18-03-23	15:42	16:07	00:25	132kV Meramundali - BRG feeder	**At Meramundali end:-** R & B Ph Directional O/C, M/T **At BRG end:-** Y-Ph O/C	BRG	00:25		0.004814679
28	Palasponga	18-03-23	15:48 15:48 15:48	16:21 16:21 15:51	00:33 00:33 00:03	132kV Denkikote - Karanjia feeder 132kV Karanjia - Rairangpur feeder 132kV Joda - Palasponga feeder	Incomer failure from Karanjia end **At Rairangpur end:-** R phase to N, Zone-1, fault distance-28.8km, IR-0.28kA, IY-0.21kA, IB-0.31kA Back up relay- AG T, IA=992.9A, IB=247.3A, IC=216.9A, In=0.04A, IG=778.87A	Palasponga,Palasponga RTSS,MSP,OSIL Karanjia,Rairangpur	00:03 00:33		0.014705548
29	Jayanagar	18-03-23	16:26 16:26	16:34 16:30	00:08 00:04	132kV Akhusingh - Rayagada feeder 132kV Jayanagar - Podagada feeder	Machkund Incoming failed **At Jayanagar end:-** C-N, Zone-1, Dist-15.31km, If-1.44kA **At Podagada end:-** Tripped on General Trip, B-phase fault, Zone-1 Trip, Dist-27.5km, IL1= 0.1kA, IL2=0.34kA, IL3=0.31KA, GR A/B Trip Relay Optd.	Akhusingh	00:08		0.000888812
30	Jayanagar	18-03-23	16:41 16:42	17:05 16:55	00:24 00:13	132kV Jayanagar - Podagada feeder 132kV Akhusingh - Rayagada feeder	**At Jayanagar end:-** B-C-N, Zone-1, Dist-7.25km, Ib-1.775kA, Ic-1.732kA **At Podagada end:-** Tripped on General Trip, B-phase fault, Zone-1 Trip, Dist-27.5km, IL1= 0.1kA, IL2=0.34kA, IL3=0.31KA, GR A/B Trip Relay Optd Machkund Incoming failed	Akhusingh Podagada	00:13 00:24		0.004623931
31	Laxmipur	18-03-23	17:16 17:16 17:17	19-03-23 14:57 17:30 17:49	21:41 00:14 00:32	220kV Laxmipur - Theruball circuit-II 220kV Laxmipur - Theruball circuit-I 132kV Sunabeda - Pottangi feeder	**At Laxmipur end:-** R-Ph, Zone-1, Dist-2.3km, If-6.5kA **At Theruball end:-** A-G, Zone-1, Dist-46.83km, Ia=3.2kA, Ib=359A, Ic=209A, Ie=2.6kA R-Ph, Fault current-2.3kA P/S failed from sunabeda end due to incomer failure from Jayanagar	Sunabeda,HAL Feeder,Pottangi	00:32		0.009567561
32	Bangiriposi	18-03-23	18:11 18:11 18:11	18:27 18:24 19:24	24:16 00:13 01:13	132kV Bangiriposi - Rairangpur feeder 132kV Denkikote - Karanjia feeder 132kV Rairangpur - Karanjia feeder	B/U Realy:-E/F, IL1-1.32kA, IL2-0.01kA & IL3-0.01kA Incomer failure from Karanjia end Zone-1, R-ph, R-N, Dist-0km, IA-1.276kA, IB-81.92A, IC- 194.1A	Karanjia and Dhenkikote Rairangpur	00:13 01:13		0.016106648
33	Meramundali	18-03-23	18:25 18:25	19:53 19:04	01:28 00:39	220kV Meramundali - TATA Steel circuit-I 220kV Meramundali - TATA Steel circuit-II	**At Meramundali end:-** Main-I:-Overvoltage Trip, VR=142.7kV, VY=132.5kV, VB=138.2kV **At Meramundali end:-** Main-I:-Overvoltage Trip, VR=143.6kV, VY=133.8kV, VB=138kV, Main-II:- differential relay operated, Dist= 3.3km **At TATA Steel end:-** Over Voltage and differential relay operated	Tata Steel	00:39		0.004267333
34	Nuapatna	18-03-23	18:44	19-03-23 08:25	13:41	132kV Nuapatna - Khajuriakata - Dhenkanal T-Line	**At Nuapatna end:-** No relay indication(H/T) **At Dhenkanal end:-** Y-G, Dist-14.67km, Zone-1, If=2.95kA **At khajuriakata end:-** Y-G, Dist-37.9km, If=1.79kA	Dhenkanal,Joranda Road RTSS	00:30		0.019405999
35	Ranasinghpur	18-03-23	19:30	22:16	02:46	132kV Ranasinghpur - Chandaka feeder	O/C, DP Operated, Zone-None, Ia-134.2A, Ib-209.8A, Ic-361.9A	Ranasinghpur	00:08	At 19:38 Hrs Power Supply availed from 132 KV Ranasinghpur-Kesura Feeder	0.005728125
36	Nimapara	18-03-23	20:06 20:06 20:16	19-03-23 00:19 21:35 20:52	04:13 01:29 00:36	132kV Nimapara - Chandaka feeder 132kV Konark - Nimapara Incomer feeder 132kV Samangara - Nimapara feeder	**At Nimapara end:-** O/C, Rph to Yph, Ia=2.63kA, Ib=2.46kA, Ic=134.4A, Fault location=0 Incomer failure Zone-2 & 3AR Block dist=26.9km, IL1=1.20kA, IL2=1.25kA, IL3=0.34kA	Konark Samangara Nimapara	01:29 00:03 00:20	132KV Nimapara charged to extend supply but tripped	0.015606253
37	Kendrapara	18-03-23	20:29 20:29 20:29 20:29	19-03-23 10:39 20:45 20:34 20:54	14:10 00:16 00:05 00:25	132kV Kandrapara - Salipur SC line 132kV Salipur -ICCL feeder 132/33kV 20MVA Power Transformer-I(EMCO make) 132/33kV 20MVA Power Transformer-II(NGEF make)	**At Kendrapara end:-** DP, Zone-1, Dist-9.64km, Ir-0.255kA, Iy-3.354kA, Ib-3.527kA **At Salipur end:-** DP, Dist-67.4km, Ir-0.255kA, Iy-2.846A, Ib-3.527kA Relay Flag set-86, 86 LBB, **DP Relay (Micom Alstom P442),** Active Group 2, Started Phase B-N, Tripped Elements- No, Fault Zone- None 86 LBB 86 LBB, **B/U Relay (ABB REF615),** Protection-DPHLPDOC1, Active Group 1, Max IL1=0.5kA, Max IL2=0.32kA, Max IL3=0.08kA	Salipur,OCL	00:16		0.007379916
38	Baripada	18-03-23	20:38 20:38 20:38 20:38	21:17 21:06 21:06 21:06	00:39 00:28 00:28 00:28	132kV Baripada - Baripada(PGCIL) feeder 132kV Baripada - Betnoti feeder 132kV Betnoti - Udala feeder 132/33kV 20MVA Trf-I 132/33kV 40MVA Trf-II	**At Baripada(PGCIL) end:-** DP Relay details:- Dist-73.16km, started phase-A-N, Zone-III, O/C in R &B -phase & E/F, IL1=5.03kA, IL2=305A, IL3=466A, Non of the relay operated at Baripada grid end. **At Baripada end:-** DP Relay details:- Dist-0.2km, started phase-A-N, Zone-I, IL1=5.15kA, IL2=0.01A, IL3=0.11A **At Betnoti end:-** DP Relay details:- Dist-21.52km, started phase-A-N, Tripped phase-ABN, Zone-II, IL1=986.8A, IL2=116.7A, IL3=20.52A **At Udala end:-** DP, R-ph to E, L1 pick up Due to tripping of 132kV Udala feeder Due to tripping of 132kV Udala feeder	Baripada,Betanati	00:39	During this interruption period , Baripada(OPTCL),GSS could not avail the power supply either from Betnoti(OPTCL)GSS or PGCIL grid end. At 21:17 hrs 132kV Baripada(OPTCL)-Baripada(PGCIL) line was charged & power supply was restored at weather condition-rainy & lightening. After successfully replacement of damaged R-Phase LA of 132kV Baripada -Betnoti line at baripada grid end, the line was charged at 14:23hrs on dated-19/03/2023. weather condition-rain & lightening .	0.019315835
39	Konark	18-03-23	00:07	00:20	00:13	132kV Konark - Nimapara Incomer feeder	Incomer failure	Konark	00:13		0.001829828
40	Kantabanji	19-03-23	10:34	10:35	00:01	132kV Kantabanji - RTSS feeder	O/C	Kantabanji RTSS	00:01		2.33214

Sl. No.	Sub-Station	Date	From	To	Duration	Lines / Equipments / Generating Units Tripped	Relay Indication / Cause	Grid Sub-stations affected (it can be more than one)	Area interruption period	Remarks	Energy Loss (In MU)
41	Therubali	19-03-23	17:44	20-03-23 06:28	12:44	132kV Therubali - Rayagada feeder	**At Therubali end:-** A-G, Ia=6.64kA, Ib=2.5A, Ic=84A				
42	Kamakhyanagar	19-03-23	18:34	18:52	00:18	132kV Kamakhyanagar - RTSS feeder	O/C	Kamakhyanagar RTSS	00:18		0.000299194
43	Kantabanji	20-03-23	00:23	00:24	00:01	132kV Kantabanji - RTSS feeder	O/C	Kantabanji RTSS	00:01		5.22433E-05
44	Ranasinghpur	20-03-23	05:54	06:50	00:56	132kV Ranasinghpur - Chandaka feeder	O/C Back up Relay Operated, Ia-2.89kA,Ib-2.94kA, Ic-2.87kA	Ranasinghpur	00:56		0.040096873
45	Cuttack	20-03-23	06:07	21-03-23 02:43	20:36	132kV Cuttack - Jagatsinghpur feeder	Started Ph: YN, Tripped Ph: RYB, Dist. Protec: Zone 2, Distance: 29.13km, IR: 671A, IY: 3.071kA, IB: 544A, Relay trip time: 80.05ms, Fault duration: 421.9ms, VRN: 76.8fkV, VYN: 56.99kV, VBN: 77.07kV, Fault resistance: 61.52 ooOhm	Jagatsinghpur, Gorekhnath RTSS	00:24 20:34	Due to heavy rain and wind, earth-wire snapped from tower no. 110-111 of 132kV Cuttack - Jagatsinghpur line & tower no. 16 - 17 of 132kV Gorakanath traction line. Jagatsinghpur availed power from Tintol end at 06:31hrs.	0.113864747
			06:07	21-03-23 02:41	20:34	132kV Jagasinghpur - Gorekhnath Traction feeder	At 06:07 Hrs 132kV CTC-JSPUR Line was tripped from both cuttack & Jagatsinghpur end due to snapped earthwire between tower no 110-111(132kV CTC-JSPUR Line) & tower no16-17(132kV Traction Line) touching both line upper conductor. LC issued for repairing of R phase condutor. 132kV Gorekhnath Traction Line also tripped with relay indication IL1=2.19kA, IL2=109.8A, IL3=3.318A, Van=66.37kV, Vbn=71.13kV, Vcn=21.97kV (While charging 132kV Tintol-Jspur line at 06:28Hrs).				
46	Jagasinghpur	20-03-23	06:28	06:31	00:03	132kV Jagasinghpur - Tirtol feeder	**At Jagasinghpur end**:- IL1 = 1.71kA, IL2 = 0.42kA, IL3 = 0.41kA 132kV	Jagatsinghpur, Gorekhnath RTSS	00:03	Jagatsinghpur GSS availed 132kV P/S from Tintol end at 06:31 Hrs & stood ok (Keeping 132kV Gorekhnath Traction fdr in off condition).	0.001300341
47	Kendrapara	20-03-23	15:34	16:44	01:10	132kV Kendrapara - Salipur SC line	**At Kendrapara end**:- Tripped on B/U E/F, Ir-203.44A, Iy-129.16A, Ib-752.39A **At Salipur end**:- Did not trip	Salipur	00:33		0.015221077
			15:34	16:38	01:04	132kV Salipur -ICCL feeder	**I.DP Relay(Micom Alstom P442) ,** Active Group 2, Started Phase AN, Tripped Phase A B C, Started Elements Distance, Dist. Trip Zone 1, System Freq. 50.05Hz, Fault Duration 163.2 ms, Relay, Trip Time 79.92ms, Fault Location 17.13km, Ia=841.1A Ib=166.5A Ic=118A, Van=65.2kV Vbn=86.43kV Vcn=77.5fkV, Fault Resistance 48.80 Ohm				
			15:35	16:08	00:33	132kV Salipur -OCL feeder	**I.DP Relay(Micom Alstom P442) ,** Active Group 2, Started Phase BN, Tripped Phase A B C, Started Elements Distance, Dist. Trip Zone 1, System Freq. 50.08Hz, Fault Duration 59.91 ms, Relay,, Trip Time 79.88ms, Fault Location 9.17km, Ia=245.2A Ib=192.1A Ic=154.5A, Van=78.5kV Vbn=4.456kV Vcn=82.34kV, Fault Resistance 3.428 Ohm				
48	Meramundali	20-03-23	17:16	17:38	00:22	132kV Meramundali - RML DSP feeder	**At Meramundali end**:- B-ph directional O/C	JRML DSP	00:22		0.004742947
49	Kamakhyanagar	21-03-23	08:42	08:47	00:05	132kV Kamakhyanagar - RTSS feeder	O/C	Kamakhyanagar RTSS	00:05		8.31093E-05
50	Balasore	23-03-23	07:18	07:35	00:17	132kV Balasore - Alloys feeder	**At Balasore end:-** fault indication-Overpower, fault current:- Ir-246.4A, Ib-282.8A, Ib-254.7A	Balasore Alloys	00:17		0.012680896
51	Mendhasal	23-03-23	08:23	19:29	11:06	400kV Mendhasal - Meramundali circuit-II	Zone -1, Dist=17.8km, L2-E loop, II2=8.89kA				
52	Bhadrak	23-03-23	09:29	09:45	00:16	132kV Bhadrak - RTSS feeder	Tripped on O/C Y and B PH, IB= 0.29KA, IC= 0.29kA	Bhadrak RTSS	00:16		0.001862699
53	Balasore	23-03-23	10:38	12:10	01:32	132kV Balasore - Alloys feeder	**At Balasore end**:- fault indication-Overpower, fault current:- Ir-272.4A, Ib-255.2A, Ib-265A	Balasore Alloys	01:32		0.068626023
54	Padampur	25-03-23	13:19	13:31	00:12	132kV Nuapada - Padampur feeder 132kV Padampur - Patnagarh Incomer feeder	Source failure Distance Relay Operated, Phase- BCN, Ia=12.63A, Ib=63.5A, Ic=112.7A, Zone- None	Nuapada,Nuapada RTSS,Patnagarh, Padampur	00:12		0.01285312
55	Rajganggur	25-03-23	18:45	19:15	00:30	132kV Rajganggur - Tarkera circuit-II	**At Rajganggur end**:- DP: Zone-1, LOOP:C-G-T, Dist-0.25km, IC=10.825kA **At Tarkera end**:- DP:- LOOP:- L3_L1, Zone-1, Dist- 49.377km, IL3=3.286kA, IL1=117.09 A, B/U : E/F PICK-UP, IL1= 3.52kA, IL2=0.3kA, IL3=0.5kA, MT	Rajganggur Rajganggur OCL	00:35 00:42 00:47		0.039943756
			18:45	19:20	00:35	40MVA 132/33kV TRF NO-I	Total grid station blackmout due to B-ph CT burst of Bamra feeder				
			18:45	19:20	00:35	40MVA 132/33kV TRF NO-II					
			18:45	19:20	00:35	40MVA 132/33kV TRF NO-III					
			18:45	19:27	00:42	132kV Rajganggur - Railway circuit-I					
			18:45	19:27	00:42	132kV Rajganggur - Railway circuit-II					
			18:45	19:32	00:47	132kV Rajganggur - OCL feeder					
56	Joda	26-03-23	19:47	20:02	00:15	132kV Joda - Palasponga feeder	**At Joda end**:- DP Relay(Main- 1):-Trip Phase=L1-N, Zone-1, Dist=52.6km, Fault Current:- IL1=1.989kA, IL2=166.09A, Ic=311.6A, B/U relay:- E/F tripped Fault current: IL1=1.94kA, IL2=0.01kA, IL2=0.1kA **At Palasponga end**:- DP relay:- Zone-I, Dist=2.48km, Fault Current:- Ia=5.68A, Ib=199A, Ic=5.68A, Ig=11.4A	Palasponga,Palasponga RTSS,MSP,OSIL Rairangpur,Karanjia,Dhenkikote	01:18 00:45		0.062293895
			20:02	27-03-23 14:02	18:00		At 20:02Hrs 132KV Joda-Palasponga fdr. charged from Joda end but immediate tripped at Joda end with following relay indication:- DP relay:- FL:L1-N, Dist=50.16km, Fault Current: Ia=1.972kA, Ib=8.46A, Ic=9.50A, B/U relay:- E/F tripped, Fault Current:- Ia=1.95kA, Ib=0.01kA, Ic=0.01kA				
57	Bangiriposi	26-03-23	20:52	21:36	00:44	132kV Bangiriposi - Kuchei circuit-I 132kV Bangiriposi - Kuchei circuit-II (Anti-theft charging of Kuchei Fdr-II from B.posi end to Leo.No.-01). 132kV Bangiriposi - Rairangpur feeder	**At Kuchei end**:- B/U Relay, Ir-0.4kA Incomer failure	Bangiriposi, Rairangpur, Karanjia and Dhenkikote	00:44		0.027582779
						132kV Denkikote - Karanjia feeder	Incomer failure from Karanjia end				
58	Rairangpur	27-03-23	03:16	03:30	00:14	132kV Denkikote - Karanjia feeder 132kV Rairangpur - Bangiriposi feeder 132kV Rairangpur - Karanjia feeder	Incomer failure from Karanjia end Tripped from PGCIL end	Rairangpur, Karanjia ,Dhenkikote	00:14		0.006919658
59	Rourkela	29-03-23	09:53	19:15	09:22	132kV Rourkela - BKSTeel feeder	**At Rourkela end**:- DP & M/T relay indication, DP relay details:- Ioc=37.69km, Zone-2, event =BGT, Fault current details:- IA=63A, IB=1473A, IC=56A, IN=0A, IG=1489A	Bhalulata RTSS, BKSteel	09:22	Feeder was charged after isolating the fault	0.044513195
60	Rourkela	29-03-23	09:26	09:53	00:27	132kV Rourkela - BKSTeel feeder	**At Rourkela end**:- DP & M/T relay indication, D.P relay details:- Ioc=38.33km, Zone-1, event =BGT, Fault current details:- IA=58A, IB=1262A, IC=85A, IN=0A, IG=1287A	Bhalulata RTSS, BKSteel	00:27		
61	Goda	29-03-23	16:41	30-03-23 12:09	19:28	220kV Goda - Meramundali B feeder	Tripped on Distance protection, Zone-I, R-N, Dist-6.04km, Ir=5.13kA, Iy=237A, Ib=474A	Goda Kalarangi	18:49 01:05	Line charge after maintenance of y pole CB spring limit switch & it stood ok.	0.099181434
			16:42	18:14	01:32	220/132kV 160MVA Auto TFr-I	Fault type : External, Heavy rain and lightning			Auto TFR -I charged after stopping of heavy rain & lighning & it stood ok.	
			16:42	18:16	01:34	220/132kV 160MVA Auto TFr-II	Fault type : External, Heavy rain and lightning				
			16:43	18:08	01:25	220kV Duburi - Goda feeder	DP, Rph to E, Zone-2, Dist-30.85km, Ir=2.82kA				
			16:43	17:48	01:05	132kV Kalarangi - Goda feeder	Source failure				
			16:43	17:46	01:03	132/33kV, 20MVA, ALSTOM Make Power Transformer-III	Black out at GSS Kalarangi due to 132KV supply failure				
62	Kuchinda	30-03-23	23:35	31-03-23 00:06	00:31	132kV Kuchinda - SMC feeder	**At Kuchinda end**:- Tripped ph A, Zone-1, Fault location-27.81km, Ia=818.7A, Ib=105.4A, Ic=173.3A	SMC	00:31	During interruption time Kuchinda grid availed power from Rajgangpur end.	0.000284977
63	Kantabanji	31-03-23	13:51	13:53	00:02	132kV Kantabanji - RTSS feeder	O/C	Kantabanji RTSS	00:02		0.000104487
64	Angul	31-03-23	18:16	18:38	00:22	132kV Angul - MCL circuit-I	O/C(R-Ph), Fault current-IL1=2.78kA	Angul, MCL	00:22	Charged and stood ok	0.015621511
65	Digapahandi	31-03-23	18:17	18:28	00:11	132kV Digapahandi - Mohana SC Line	**At Digapahandi end**:- DP relay optd. Zone -1, AGT, Dist-17.67km, Fault current:- Ia=2281A, Ib-104A, Ic-110A, Ig=2069A	Mohana	00:11		0.000885067

AUTO TRANSFORMER LOADING FOR THE MONTH OF MARCH'2023

Name of the 220 kV Sub-Station (Feeding Sub-stations/Feeders)	Capacity	Drawal details						REMARKS
		Maximum			Minimum			
	MVA	MW	Day	Time	MW	Day	Time	
ATRI	2x160	78.76	2nd Mar 2023	19:30	5.76	18th Mar 2023	20:00	
{Banki, Khurda, Chandpur & Argul}		78.76	2nd Mar 2023	19:30	5.76	18th Mar 2023	20:00	
ASKA NEW	2x160	76.08	21st Mar 2023	09:45	27.64	18th Mar 2023	19:45	
		75.80	21st Mar 2023	09:45	27.32	18th Mar 2023	19:45	
BALASORE 220/132 KV	3x160	70.40	3rd Mar 2023	07:15	23.64	20th Mar 2023	06:45	
{ Balasore, Birla Tyre(I), Ispat Alloy(I),		69.80	3rd Mar 2023	08:15	23.52	20th Mar 2023	06:45	
Jaleswar, Jaleswar(T)}		69.20	3rd Mar 2023	07:15	23.28	20th Mar 2023	06:45	
BAMRA 220/132/33KV	1x160							
BARGARH 220/132 kV	1x100	78.28	25th Mar 2023	19:15	0.56	18th Mar 2023	17:00	
	1x160	47.88	25th Mar 2023	19:15	0.28	31st Mar 2023	00:00	
BHADRAK 220/132 KV	1x100	32.12	2nd Mar 2023	20:45	7.88	18th Mar 2023	20:15	
{Bargarh, Ghensh}	1x160	54.72	2nd Mar 2023	20:45	13.88	18th Mar 2023	20:15	
	1x160	55.04	2nd Mar 2023	20:45	14.04	18th Mar 2023	20:15	
BHANJANAGAR 220/132 KV	1x160	89.28	6th Mar 2023	18:45	11.56	21st Mar 2023	13:15	
{ Bhanjanagar, Aska, Phulbani, Ganjam,	1x160	78.64	6th Mar 2023	18:45	9.92	21st Mar 2023	13:15	
BIDANASI 220/132 KV	1x100	41.28	3rd Mar 2023	12:00	0.08	20th Mar 2023	15:45	
{Bidanasi, Khurda }	1x100	0.00	UNDER SHUTDOWN				00:00	
	1x160	58.68	3rd Mar 2023	12:00	0.52	21st Mar 2023	13:30	
BOLANGIR (SADAIPALLI) 220/132 KV	2x160	91.84	3rd Mar 2023	19:00	0.20	23rd Mar 2023	12:00	
{ Bolangir, Patnagarh, Sonepur, Saintala,		91.84	3rd Mar 2023	19:00	0.20	23rd Mar 2023	12:00	
Khariar, Barpalli }		96.20	3rd Mar 2023	19:00	0.20	23rd Mar 2023	12:00	
BUDHIPADAR 220/132 KV	2x160	99.48	3rd Mar 2023	16:30	42.72	30th Mar 2023	23:45	
{ Jharsuguda, Jharsuguda Tr, Cemco(I),		60.28	3rd Mar 2023	16:30	24.04	30th Mar 2023	23:45	
CHANDAKA 220/132 KV	1x100	45.84	6th Mar 2023	18:45	9.16	20th Mar 2023	06:00	
{ Chandaka, Bhubaneswar, Nimapada,	1x160	79.28	6th Mar 2023	18:45	7.24	18th Mar 2023	20:00	
Ransinghpur, Puri,Kesura, Kaipadar Tr. }	1x100	49.72	6th Mar 2023	18:45	4.32	18th Mar 2023	20:00	
	1x160	73.40	2nd Mar 2023	18:00	6.52	18th Mar 2023	20:00	
CUTTACK	1x160	53.52	13th Mar 2023	19:15	12.60	18th Mar 2023	20:15	
	1x100	32.80	13th Mar 2023	19:15	0.08	1st Mar 2023	10:00	
DUBURI 220/132 KV	1x160	55.88	4th Mar 2023	20:45	17.12	18th Mar 2023	20:00	
{Duburi, Bamnipal(I), BRPL, MESCO,	1x160	62.28	23rd Mar 2023	18:30	16.32	18th Mar 2023	20:00	
Jajpur Road, Kalarangi, Jajpur Town}	1x160	39.00	23rd Mar 2023	18:30	10.16	18th Mar 2023	20:00	
GODA	1x160							
	1x160							
Gunupur	1x160							
	1x160							
JAYAPATNA 220/132 KV.								
JAYANAGAR 220/132 KV.	1x160	8.48	28th Mar 2023	11:30	0.53	18th Mar 2023	16:45	
[Damanjodi(NALCO), Traction S/Ss,	1x160	57.60	1st Mar 2023	17:45	0.04	20th Mar 2023	14:15	
JODA 220/132 KV	1x160	58.32	9th Mar 2023	19:15	20.92	20th Mar 2023	06:00	*"*" - Alternate P/S*
{ Joda,Tensa, FAP(I), Bolani(I), Nalda	1x160	59.32	9th Mar 2023	19:15	21.00	20th Mar 2023	06:00	*from Kuchei.*
*Tr.,Polasponga, *Rairangpur, Bhalulata*	1x160	48.52	9th Mar 2023	19:15	17.56	20th Mar 2023	06:00	
KAURMUNDA 220/132 KV	1x160							
KATAPALI 220/132 KV	1x100	29.00	31st Mar 2023	00:00	0.04	8th Mar 2023	06:45	*Supported by Burla*
{Chipilima,Bargarh, ACC,Sonepur &	1x100	29.00	31st Mar 2023	00:00	0.04	16th Mar 2023	23:30	*& Chipilima power.*
Katapali area load.}	1x160	83.44	24th Mar 2023	11:45	0.08	16th Mar 2023	23:30	
KESINGA	2x160	69.47	9th Mar 2023	19:00	0.15	11th Mar 2023	11:45	
		70.53	9th Mar 2023	19:00	0.67	11th Mar 2023	11:45	
LAPANGA	2x160	89.88	3rd Mar 2023	16:15	21.48	18th Mar 2023	16:30	
{Kuchinda, Aryan Viraj, Shyam Metallics}		85.52	1st Mar 2023	15:15	2.04	30th Mar 2023	23:45	
MERAMUNDALI 220/132 kV	3x100	43.84	28th Mar 2023	21:00	0.20	18th Mar 2023	20:30	
{Meramundali Traction, Dhenkanal,		43.52	28th Mar 2023	21:00	0.12	18th Mar 2023	20:30	
Navchrome(I), Hind Metal, Aarti,BRG}		38.88	28th Mar 2023	21:15	0.04	20th Mar 2023	05:00	
Mendhasal *{ Part area load of Khurda*	2x100	53.09	30th Mar 2023	18:30	3.08	18th Mar 2023	20:00	
S/S}		49.90	30th Mar 2023	18:30	3.05	18th Mar 2023	20:00	
NARENDRAPUR 220/132KV	2x160	69.16	6th Mar 2023	18:45	10.40	21st Mar 2023	16:45	
{ Narendrapur, NarendrapurTr,		67.12	6th Mar 2023	18:45	10.40	21st Mar 2023	16:45	
Berhampur, Chhatrapur, Ganjam,	1x100	38.48	6th Mar 2023	18:45	5.32	21st Mar 2023	16:45	
PARDEEP 220/132 KV	1x100	38.68	10th Mar 2023	16:00	6.40	21st Mar 2023	15:00	
{ Paradeep, Kendrapada, Pattamundai,	1x160	60.16	30th Mar 2023	15:15	10.56	21st Mar 2023	15:00	
Chandikhol, Cuttack, Jagatsinghpur,	1x160	63.00	10th Mar 2023	16:00	10.08	21st Mar 2023	15:00	
Pratapsasan	1x160							
TARKERA 220/132 KV	1x100	61.72	25th Mar 2023	11:00	6.04	30th Mar 2023	20:15	
[Rourkela, Rourkela Tr.,RSP(I), Chhend	1x100	62.24	25th Mar 2023	11:15	7.16	20th Mar 2023	01:15	
, Adhunik Metal, Rajgangpur, OCL(I),	1x100	61.00	25th Mar 2023	11:00	6.68	20th Mar 2023	01:15	
Rajgangpur Tr.]	1x100	53.60	25th Mar 2023	21:00	6.92	20th Mar 2023	01:15	
THERUVALLI 220/132 KV.	1x100	34.68	17th Mar 2023	19:00	0.24	16th Mar 2023	14:00	*Rayagada &*
{Theruvali, IMFAL(I), JK(I), Junagarh,	1x100	46.56	2nd Mar 2023	17:00	0.32	16th Mar 2023	14:30	*Paralakhemundi can be*
Kesinga,Powmex(I), Rayagada, }	1x160	57.24	1st Mar 2023	07:00	0.76	16th Mar 2023	14:15	*fed from Machhkund*
								system.
TTPS 220/132 KV	1x160							
{ Chainpal, FCI (I), Angul, MCL	1x160							
SAMANGARA	2x160							
{ Puri, Nimapara & Konark}								

STATEMENT OF UFR OPERATION IN GRIDCO SYSTEM DURING THE MONTH OF MARCH-2023											
Sl.No	UFR Stage	Name of S/S	Name of feeder	Voltage level KV	Tripping details		Load Relief in MW	Restoration details		Duration of interruption in Minutes	Remarks
					Date	Time		Date	Time		
Nil											

MAJOR EVENT FOR THE MONTH OF MARCH- 2023		
Sl. No	**Date**	**Details of event**
1	03-03-2023	At 14:44hrs, 132KV 2-Phase S/C line on DC tower from M/S Jabamayee Ferro Alloys sub-station to proposed RTSS at Sukinda was charged along with 01no 132kV feeder bay extension at M/S Jabamayee Ferro Alloys sub-station.
2	03-03-2023	At 12:44hrs, 1X25MW TG#2 of 132KV Rungta Mines Ltd, Dhenkanal Steel Plant was synchronised with OPTCL system through 132kV Meramundali-RML DSP Feeder at M/S RML, DSP end.
3	10-03-2023	At 17:21hrs, 3X20MW CGP of M/S Rungta Mines Ltd at Kamanda Steel Plant was synchronised with OPTCL network through dedicated 132kV Barbil-Kamanda Line.
4	17-03-2023	At 15:00hrs, 3.66MW Solar PV Plant at 11kV level was synchronised in 132/11kV switchyard of M/S Shree Cement Limited connected through 132kV OPTCL Khuntuni-Shree cement feeder.
5	14-03-2023	At 12:42hrs, 400/220KV 315 MVA ICT-III was charged at BPRS, Tata Steel Limited Kalinganagar along with associated bay.
6	22-03-2023	At 19:30hrs, 132KV Bhatli feeder Bay extension was charged at 220/132/33kV GSS, Bargarh New.
7	23-03-2023	At 13:17hrs, 33kV GEDCOL Solar Bay extension was charged at 220/132/33kV GSS, Bolangir New for 2.0MW Solar PV Plant.
8	30-03-2023 31-03-2023	At 11:52hrs and at 14:00hrs, 220kV and 400kV side of 400/220KV 315 MVA ICT-I were charged at Indravati PH after breakdown work on 30-03-2023 and 31-03-2023 respectively.